ALAMOSA CITY COUNCIL
Regular Meeting Minutes

Council Chambers & Zoom Video Webinar
300 Hunt Avenue, Alamosa, CO
September 21, 2022

Zoom Webinar Link: https://us02web.zoom.us/j/82493151121

Dial-In Number: US: +1 719 359 4580 | Webinar ID: 824 9315 1121

Council Calendar

5:30 PM - Work Session: Advisory Board Applicant Interview

6:00 PM - Work Session: Liquor License Authority Training

I. CALL TO ORDER AND PLEDGE OF ALLEGIANCE

The regular meeting of the Alamosa City Council was called to order on the above date by Mayor Ty Coleman at 7:00 p.m. The Pledge of Allegiance was recited.

II. ROLL CALL

Present at roll call: Mayor Ty Coleman, Councilors Charles Griego, Jan Vigil, and Dawn Krebs. Councilors Michael Carson and Kristina Daniel were present via Zoom Webinar. Councilor Liz Hensley was absent. Also present: City Manager Heather Brooks, City Attorney Erich Schwiesow, and City Clerk Holly Martinez.

III. AGENDA APPROVAL

Councilor Vigil moved, seconded by Councilor Griego to approve the agenda as presented and noting Councilor Hensley's absence. The motion carried unanimously.

IV. CITIZEN COMMENT

Alamosa City Council welcomes your comments. Citizens wishing to speak may obtain and complete a speaker card through the City Clerk at the start of the meeting.

A. Audience Comments

Luke Lyons, the new editor at the Valley Courier, introduced himself to Council.

B. Follow-Up

None.

V. CEREMONIAL ITEMS

A. Introduction of Law Enforcement Personnel Tina DeSanti, Kolton Hillis, Javier Moreno, Pedro de Pedro Pablo, and Tim Dellett

Police Chief Ken Anderson introduced the new law enforcement personnel members who were all welcomed by Council.

VI. CONSENT CALENDAR A

The Consent Calendar allows multiple actions with one motion. Consent Calendar A contains routine items which have been recommended for action by staff or advisory boards. Council may remove a consent calendar item for separate consideration.

Councilor Vigil moved, seconded by Councilor Griego to approve Consent Calendar A. The motion carried unanimously.

C.2.a. August monthly financial statements and expenditure reports

C.7.a. Approve Minutes of Agenda September 7, 2022

C.8.a. Approve City Manager contract for 2022-2023.

C.8.b. Receive August 2022 Monthly Reports

VII. REGULAR BUSINESS

B. Board/Commission Business

1. Advisory Board Appointments

Holly Martinez informed City Council that another application for the library board had just been received this evening and asked for council direction on filling the vacancies for this board. Council gave the direction that since there was no deadline to turn in applications, they'd like to interview this applicant as well before making the appointments to the library board.

Ms. Martinez provided further detail on the remaining board vacancies.

After discussion, Council appointed members by voice vote for the following boards.

Councilor Vigil moved, seconded by Councilor Krebs to appoint to the Homeless Coalition, Trina DeHerrera, and to the Main Street Advisory Committee Jania Arnoldi, The motion carried unanimously with Councilor Daniel abstaining from the vote.

After casting ballots, Council appointed members to the remaining advisory boards as follows: Lisa Lucero to the Alamosa Housing Authority Board and Judy Egbert to the Personnel Board.

Councilor Vigil moved, seconded by Councilor Krebs to appoint Lisa Lucero to the Alamosa Housing Authority Board and Judy Egbert to the Personnel Board. The motion carried unanimously.

C. Business Brought Forward by City Staff

None.

D. Committee Reports

Councilor Griego reported on the Alamosa Senior Citizens meeting he attended.

Councilor Daniel reported on the LEAD Policy Committee and Tree Board meetings she attended.

E. Staff Announcements

Ms. Martinez informed Council that we will be making an update to Municode referencing correct numbers that were updated in the Colorado Liquor Code by sending in those references without needing to bring an ordinance before Council to reflect those changes.

Chief Anderson provided an update to Council of how the response went to the situation that occurred at the high school on Monday related to an active shooter call, which ended up being a 'swatting' call.

Heather Brooks provided updates on the following:

- ArtsFest was this past weekend, which is a city event, and thanked everyone who took part in that eent.
- A new Fire Chief has been hired and there will be retirement celebrations for retiring Fire Chief Don Chapman, as well as retiring Assistant Fire Chief, Toni Bobicki.
- Budget amendment for IT will come as IT equipment costs are going up mid-October and there is a $20,000 savings to buy now rather than next year.

Ms. Brooks also provided a presentation on city projects that have been done or are coming up related to tourism.

VIII. LOCAL LIQUOR LICENSING AUTHORITY ACTIONS

F. Liquor Licensing Items

a. Action on liquor code compliance check - Thai Hut

This item was moved up and heard prior to Committee Reports.

Counselor Schwiesow provided background information to Council in regards to the stipulation agreement that was met between the city and the Thai Hut. Licensee Sirorat Vienmanapun was present at the meeting and also provided information in regards to what happened to cause this violation.

Councilor Griego moved, seconded by Councilor Vigil to accept the proposed stipulation and written warning with Thai Hut. The motion carried unanimously.

COUNCIL COMMENT

Councilor Griego thanked Adams State University for hosting the Hispanic Heritage Month and thanked Heather

Brooks for the ArtsFest event.

Councilor Krebs commented how busy of a weekend it was and how she is enjoying how much the community has to offer.

Mayor Coleman thanked everyone for all the events and thanked the city employees for the support given to of one of our staff members that went through a tragic event recently.

ADJOURNMENT

The meeting adjourned at 8:20 p.m.

_____ _____

Holly C. Martinez, City Clerk Ty Coleman, Mayor

Subject/Title:
Council Calendar

ATTACHMENTS:

Description	Type
Council Calendar	Cover Memo

Alamosa City Council Meetings and Events

Updated 9/16/2022

All events are held in Alamosa Colorado unless otherwise noted

CITY HALL IS LOCATED AT 300 HUNT				
Date	**Time**		**Location**	**Additional Information**
September 16, 2022	5:30 p.m.	Celebration of the Arts Reception	Society Hall	***
September 17, 2022	10:00 a.m.	ArtWalk	Downtown	***
September 20, 2022	4:00 p.m.	CML District Meeting	Monte Vista, CO	**
September 21, 2022	6:00 p.m.	Work Session: Liquor License Authority Training	Council Chambers	*
September 21, 2022	7:00 p.m.	Regular Council Meeting	Council Chambers	
October 1, 2022	4:30 p.m.	Maestas Case Public Dedication	Alamosa Justice Center	***
October 5, 2022	7:00 p.m.	Regular Council Meeting	Council Chambers	
October 12, 2022	6:00 p.m.	Work Session: Interviews for Board Applicants	Jury Conference Room	*
October 19, 2022	7:00 p.m.	Regular Council Meeting	Council Chambers	
November 2, 2022	7:00 p.m.	Regular Council Meeting	Council Chambers	
November 16, 2022	7:00 p.m.	Regular Council Meeting	Council Chambers	
December 2, 2022	6:00 p.m.	Celebration of Lights	City Hall	***

* Work sessions are informal Council meetings for the purpose of discussion among Council members. No action is taken. The public is invited to attend, but public comment is generally not received unless otherwise noted.

**Sponsored by outside entity. Council members have been invited to attend. Please check with originating entity for registration information

*** Citizens are encouraged to attend this community event

**** This is a purely social event and not open to the public

*****This is a closed session and not open to the public

Subject/Title:
6:00 PM - Work Session: Liquor License Authority Training

Subject/Title:
Introduction of Law Enforcement Personnel Tina DeSanti, Kolton Hillis, Javier Moreno, Pedro de Pedro Pablo, and Tim Dellett

Subject/Title:
August monthly financial statements and expenditure reports

Recommended Action:
Staff recommends that Council accept the monthly financial statement and expenditure reports.

ATTACHMENTS:

Description	Type
August Monthly Financial Report	Reports
August Monthly Expenditures	Reports

THE CITY OF ALAMOSA
300 Hunt Avenue PO Box 419 Alamosa, Colorado 81101
Finance Department

September 13, 2022

TO: City Manager

SUBJ: For your review: Monthly Financial Report for August 2022

Recommendation
Staff respectfully recommends that Council accept the Monthly Financial Report.

Background
Attached for your review and information is the Monthly Financial Report for August 2022. The report is for all City Funds. The report shows the fiscal and period activity within the same report, making it easier to read and understand the City's current position. The accounts have been reconciled to the bank.

The following table presents summary information for the General, Enterprise, Community Recreation and Street Trust Funds as of August 31, 2022.

August	2021	2022
GENERAL FUND:		
REVENUE		
General Sales Tax	$ 312,685	$ 317,082
YTD General Sales Tax	$ 2,236,093	$ 2,329,725
1.2% Sales Tax	$ 412,221	$ 420,567
YTD 1.2% Sales Tax	$ 2,856,213	$ 3,149,901
Total Monthly Revenue	$ 1,069,982	$ 1,030,612
YTD Revenue	$ 8,415,946	$ 9,137,736
EXPENDITURES		
Total Monthly Expense	$ 976,953	$ 899,541
YTD Expense	$ 8,007,006	$ 7,913,229
****CASH IN BANK**	$ 6,451,102	$ 8,863,691
ACCOUNTS RECEIVABLE	$ 19,656	$ 59,600
ENTERPRISE FUND:		
REVENUE		
Total Monthly Revenue	$ 602,911	$ 515,747
YTD Revenue	$ 3,901,753	$ 4,937,260
EXPENSES		
Total Monthly Expense	$ 341,446	$ 720,042
YTD Expense	$ 3,601,314	$ 5,272,100
*****CASH IN BANK**	$ 9,270,451	$ 9,148,809
ACCOUNTS RECEIVABLE	$ 76,642	$ 107,414
COMMUNITY RECREATION FUND:		
REVENUE		
General Sales Tax	$ 154,606	$ 157,370
YTD General Sales Tax	$ 1,101,568	$ 1,150,255

	2021	2022
COMMUNITY RECREATION FUND CONT:		
Total Monthly Revenue	$ 261,179	$ 273,141
YTD Revenue	$ 1,827,357	$ 2,587,438
EXPENDITURES		
Total Monthly Expense	$ 176,949	$ 207,606
YTD Expense	$ 1,878,375	$ 2,441,307
CASH IN BANK	$ 501,302	$ 1,073,514
STREET TRUST FUND:		
REVENUE		
General Sales Tax	$ 154,606	$ 157,370
YTD General Sales Tax	$ 1,101,568	$ 1,150,255
YTD Revenue	$ 1,601,568	$ 1,650,255
EXPENDITURES		
Total Monthly Expense	$ 366,498	$ 327,613
YTD Expense	$ 1,379,973	$ 1,609,190
****CASH IN BANK**	$ 817,943	$ 1,317,977

****Approximately $2.1 Million will be funding capital projects over the next 5 years per the CIP.**
***** Approximately $15.1 Million will be funding capital projects over the next 5 years per the CIP.**
******Approximately $11.8 Million will be funding capital projects over the next 5 years per the CIP.**

Balance Sheet

Alamosa, CO

Account Summary

As Of 08/31/2022

Account	Name	Balance	
Fund: 02 - GENERAL FUND			
Assets			
02-1-00-71121	CASH IN BANK	-14,121,758.76	
02-1-00-71135	PETTY CASH	50.00	
02-1-00-71608	COLOTrust EDGE Investment	5,001,328.51	
02-1-00-71609	COLOTrust- Escrow New Cingular Wireless	10,024.59	
02-1-00-71610	COLOTrust- ARPA GRANT	1,750,138.17	
02-1-00-71611	INVESTMENTS-COLOTrust	11,701,736.24	
02-1-00-71612	INVESTMENTS- C SAFE	1,177,386.58	
02-1-00-71617	FRONTIER BANK	263,226.20	
02-1-00-71618	SLV Federal Bank CD	259,885.61	
02-1-00-71621	Rio Grande Saving & Loan CD	262,178.54	
02-1-00-71622	ALAMOSA STATE BANK # 4775	219,890.94	
02-1-00-71624	COMMUNITY BANKS CD# 2577318593	266,688.34	
02-1-00-71625	COLOTrust-CARROLL/IRONHORSE RESTRICTI	39,184.49	
02-1-00-71627	RGS & L ASSN - 02-22799406	103,247.03	
02-1-00-71628	SIGMA FINANCIAL 3YR	8,312.14	
02-1-00-71629	SIGMA FINANCIAL 2YR	475,341.47	
02-1-00-71631	MOUNTAIN VIEW BANK OF COMMERCE	257,356.15	
02-1-00-71638	INVESCO	819,648.35	
02-1-00-71641	DEL NORTE FEDERAL	286,217.92	
02-1-00-71643	EVIDENCE HOLDING	77,731.80	
02-1-00-71711	SHOP WITH A COP	5,876.61	
02-1-00-72151	SALES TAXES RECEIVABLE	1,563,281.81	
02-1-00-72152	PROPERTY TAX RECEIVABLE	585,747.50	
02-1-00-72181	ACCOUNTS RECEIVABLE	-1,825.00	
02-1-00-72190	ACCT REC INVOICES	8,635.61	
02-1-00-72194	GRANTS RECEIVABLE	52,789.47	
02-1-00-72211	RECEIVABLE FROM GATEWAY BUSINESS PAF	22,420.00	
	Total Assets:	**11,094,740.31**	**11,094,740.31**
Liability			
02-2-00-81110	A/P CURRENT	1,839.28	
02-2-00-81111	ACCOUNTS PAYABLE	5,837.54	
02-2-00-81112	BONDS PAYABLE	7,420.00	
02-2-00-81116	INFRASTRUCTURE ESCROW	84,831.25	
02-2-00-81211	EVIDENCE HOLDING PAYABLE	77,731.80	
02-2-00-81513	SHOP WITH A COP	5,876.61	
02-2-00-81910	DEFERRED REVENUE ARPA GRANT	1,773,070.50	
02-2-00-81911	DEFERRED REVENUE	585,747.50	
02-2-00-81912	DEFERRED REVENUE GATEWAY BUSINESS P/	22,420.00	
02-2-00-81914	DEF. REV.-TRUST CARROLL/IRONHORSE PRO	39,066.05	
02-2-00-82119	WORKMANS COMPENSATION	-0.57	
02-2-00-82120	UNEMPLOYMENT TAX	3,585.43	
02-2-00-82211	STATE WITHHOLDING	-0.74	
02-2-00-82419	VALLEY ATHLETICS	70.00	
02-2-00-82420	GOLF MEMBERSHIP	1,610.00	
02-2-00-82513	LIFE INSURANCE WITHHOLDINGS	-10.99	
02-2-00-82514	FPPA DEATH & DISABILITY	-125.44	
02-2-00-82516	TASC	140.38	
02-2-00-82517	PERA INSURANCE	21.60	
02-2-00-82520	AFLAC INSURANCE	1.27	
02-2-00-82521	CAIC INSURANCE	-33.25	
	Total Liability:	**2,609,098.22**	

Balance Sheet **As Of 08/31/2022**

Account	Name	Balance
Equity		
02-3-00-95511	FUND BALANCE	5,824,898.80
02-3-00-95512	FUND BALANCE DESIGNATED	925,508.00
02-3-00-95513	RESERVE FOR TABOR	510,728.00
	Total Beginning Equity:	**7,261,134.80**
Total Revenue		9,137,736.10
Total Expense		7,913,228.81
Revenues Over/Under Expenses		**1,224,507.29**
	Total Equity and Current Surplus (Deficit):	**8,485,642.09**

Total Liabilities, Equity and Current Surplus (Deficit): 11,094,740.31

Account	Name	Balance	
Fund: 03 - ENTERPRISE FUND			
Assets			
03-1-00-71121	CASH IN BANK	9,148,808.81	
03-1-00-72112	ALLOWANCE FOR DOUBTFUL ACCTS	-19,999.93	
03-1-00-72184	ACCTS REC - WATER	62,064.37	
03-1-00-72185	ACCTS REC - SEWER	35,945.86	
03-1-00-72186	ACCTS REC - TRASH	26,652.21	
03-1-00-72189	AR COVID-19 CONTRACTS	2,501.06	
03-1-00-72191	OTHER ACCOUNTS RECEIVALBE	250.50	
03-1-00-72194	GRANTS RECEIVABLE	500.00	
03-1-00-73111	MATERIAL & SUPPLIES INVENTORY	137,731.48	
03-1-00-77211	BUILDINGS	608,201.40	
03-1-00-77213	WASTEWATER TREATMENT PLANT	9,937,259.80	
03-1-00-77231	STORAGE BUILDINGS	6,090.00	
03-1-00-77411	WATER MAIN	22,211,676.36	
03-1-00-77415	INVESTMENT IN WATER TOWER	3,497,444.54	
03-1-00-77416	RANCH	500,000.00	
03-1-00-77417	LAND	388,908.00	
03-1-00-77421	WATER WELLS	1,068,070.11	
03-1-00-77422	WATER SHARES-AUGMENTATION	1,461,422.00	
03-1-00-77423	AUGMENTATION PLAN	64,129.00	
03-1-00-77431	SEWER IMPROVEMENTS	8,588,775.31	
03-1-00-77451	G O WELL	29,247.87	
03-1-00-77611	VEHICLES	573,723.27	
03-1-00-77612	EQUIPMENT-WATER	1,279,315.96	
03-1-00-77613	EQUIPMENT-SEWER	842,363.85	
03-1-00-77614	EQUIPMENT-SANITATION	485,281.34	
03-1-00-77615	VEHICLES-SANITATION	855,153.60	
03-1-00-77671	METERS	475,694.66	
03-1-00-77675	CONSTRUCTION IN PROGRESS	682,627.75	
03-1-00-77911	ACCUMULATED DEPRECIATION	-25,975,775.00	
03-1-00-99989	OPEB DEFERRED OUTFLOWS OF RESOURCES	35,183.00	
03-1-00-99999	DEFERRED OUTFLOWS OF RESOURCES	400,495.00	
	Total Assets:	**37,409,742.18**	**37,409,742.18**
Liability			
03-2-00-67501	REFUNDS/UNAPPLIED CREDITS PAYABLE	17,082.89	
03-2-00-72188	UTILITY DEPOSITS	18,600.00	
03-2-00-81111	ACCOUNTS PAYABLE	61,552.90	
03-2-00-81113	SALES TAX UNAPPLIED CREDITS	4.34	
03-2-00-81820	NOTE PAYABLE	9,811,043.14	
03-2-00-81821	CURRENT BOND PAYABLE	623,316.00	
03-2-00-81822	BOND PAYABLE-WATER PROJECTS	2,645,000.00	
03-2-00-81823	BOND PAYABLE-WATER PROJECTS CURRENT	240,000.00	
03-2-00-81824	BOND PREMIUM	323,728.35	
03-2-00-81853	COMPENSATED ABSENCES PAYABLE	96,733.36	
03-2-00-81917	DEFERRED REVENUE ESCROW	10,000.00	
03-2-00-82120	UNEMPLOYMENT TAX	810.93	
03-2-00-82420	GOLF MEMBERSHIP	375.00	
03-2-00-82513	LIFE INSURANCE WITHHOLDINGS	-2.30	
03-2-00-99990	OPEB DEFERRED INFLOWS OF RESOURCES	35,734.00	
03-2-00-99991	DEFERRED INFLOWS OF RESOURCES	729,182.00	
03-2-00-99997	OPEB PENSION LIABILITY	102,710.00	
03-2-00-99998	NET PENSION LIABILITY	674,266.00	
	Total Liability:	**15,390,136.61**	
Equity			
03-3-00-91125	CONTR CAP FROM STATE GOVT	701,039.51	
03-3-00-91141	CONTR CAP - CUSTOMER	1,234,945.20	
03-3-00-91151	CONTR CAP-CDBG	1,462,679.96	
03-3-00-91161	CONTRIBUTED CAPITAL-GOVERNMENT	4,866,179.51	

Balance Sheet **As Of 08/31/2022**

Account	Name	Balance
03-3-00-95511	FUND BALANCE	14,143,555.81
03-3-00-95513	RESERVE FOR TABOR	50,943.00
03-3-00-99999	RETAINED EARNINGS	-104,898.00
	Total Beginning Equity:	**22,354,444.99**
Total Revenue		4,937,260.12
Total Expense		5,272,099.54
Revenues Over/Under Expenses		**-334,839.42**
	Total Equity and Current Surplus (Deficit):	**22,019,605.57**

Total Liabilities, Equity and Current Surplus (Deficit): 37,409,742.18

Balance Sheet **As Of 08/31/2022**

Account	Name	Balance	
Fund: 04 - CAPITAL IMPROVEMENTS			
Assets			
04-1-00-71121	CASH IN BANK	1,466,622.58	
	Total Assets:	**1,466,622.58**	**1,466,622.58**
Liability			
	Total Liability:	**0.00**	
Equity			
04-3-00-95511	FUND BALANCE	2,131,972.58	
04-3-00-95512	FUND BALANCE DESIGNATED	93,600.00	
	Total Beginning Equity:	**2,225,572.58**	
Total Revenue		257,500.00	
Total Expense		1,016,450.00	
Revenues Over/Under Expenses		**-758,950.00**	
	Total Equity and Current Surplus (Deficit):	**1,466,622.58**	
	Total Liabilities, Equity and Current Surplus (Deficit):		**1,466,622.58**

Balance Sheet **As Of 08/31/2022**

Account	Name	Balance	
Fund: 05 - STREETS TRUST FUND			
Assets			
05-1-00-71121	CASH IN BANK	1,317,977.26	
05-1-00-72151	SALES TAX RECEIVABLE	157,370.22	
	Total Assets:	**1,475,347.48**	**1,475,347.48**
Liability			
	Total Liability:	**0.00**	
Equity			
05-3-00-95511	FUND BALANCE	1,434,282.00	
	Total Beginning Equity:	**1,434,282.00**	
Total Revenue		1,650,255.40	
Total Expense		1,609,189.92	
Revenues Over/Under Expenses		**41,065.48**	
	Total Equity and Current Surplus (Deficit):	**1,475,347.48**	
	Total Liabilities, Equity and Current Surplus (Deficit):		**1,475,347.48**

Balance Sheet **As Of 08/31/2022**

Account	Name	Balance	
Fund: 06 - CEMETERY ENDOWMENT			
Assets			
06-1-00-71121	CASH IN BANK	214,152.54	
	Total Assets:	**214,152.54**	**214,152.54**
Liability			
	Total Liability:	**0.00**	
Equity			
06-3-00-95511	FUND BALANCE	192,269.65	
06-3-00-95512	FUND BALANCE DESIGNATED	8,000.00	
	Total Beginning Equity:	**200,269.65**	
Total Revenue		24,000.00	
Total Expense		10,117.11	
Revenues Over/Under Expenses		**13,882.89**	
	Total Equity and Current Surplus (Deficit):	**214,152.54**	
	Total Liabilities, Equity and Current Surplus (Deficit):		**214,152.54**

Balance Sheet **As Of 08/31/2022**

Account	Name	Balance	
Fund: 09 - FIREMEN'S PENSION			
Assets			
09-1-00-71121	CASH IN BANK	43,819.41	
09-1-00-72152	PROPERTY TAX RECEIVABLE	45,202.38	
	Total Assets:	**89,021.79**	**89,021.79**
Liability			
09-2-00-81911	DEFERRED REVENUE	45,202.38	
	Total Liability:	**45,202.38**	
Equity			
09-3-00-95511	FUND BALANCE	117.75	
	Total Beginning Equity:	**117.75**	
Total Revenue		43,701.66	
Total Expense		0.00	
Revenues Over/Under Expenses		**43,701.66**	
	Total Equity and Current Surplus (Deficit):	**43,819.41**	
	Total Liabilities, Equity and Current Surplus (Deficit):		**89,021.79**

Balance Sheet **As Of 08/31/2022**

Account	Name	Balance	
Fund: 11 - CONSERVATION TRUST			
Assets			
11-1-00-71121	CASH IN BANK	134,979.85	
	Total Assets:	**134,979.85**	**134,979.85**
Liability			
	Total Liability:	**0.00**	
Equity			
11-3-00-95511	FUND BALANCE	139,052.68	
11-3-00-95512	FUND BALANCE DESIGNATED	9,000.00	
	Total Beginning Equity:	**148,052.68**	
Total Revenue		62,772.46	
Total Expense		75,845.29	
Revenues Over/Under Expenses		**-13,072.83**	
	Total Equity and Current Surplus (Deficit):	**134,979.85**	
	Total Liabilities, Equity and Current Surplus (Deficit):		**134,979.85**

Balance Sheet **As Of 08/31/2022**

Account	Name		Balance	
Fund: 12 - ACLC DEBT SERVICE				
Assets				
12-1-00-71121	CASH IN BANK		55,161.53	
		Total Assets:	**55,161.53**	**55,161.53**
Liability				
		Total Liability:	**0.00**	
Equity				
12-3-00-95511	FUND BALANCE		1,010.50	
		Total Beginning Equity:	**1,010.50**	
Total Revenue			539,140.00	
Total Expense			484,988.97	
Revenues Over/Under Expenses			**54,151.03**	
		Total Equity and Current Surplus (Deficit):	**55,161.53**	
		Total Liabilities, Equity and Current Surplus (Deficit):		**55,161.53**

Balance Sheet **As Of 08/31/2022**

Account	Name		Balance	
Fund: 13 - EMPLOYEE BENEFIT				
Assets				
13-1-00-71121	CASH IN BANK		1,214,072.17	
		Total Assets:	**1,214,072.17**	**1,214,072.17**
Liability				
13-2-00-81110	A/P CURRENT		67.29	
		Total Liability:	**67.29**	
Equity				
13-3-00-95511	FUND BALANCE		1,074,997.64	
		Total Beginning Equity:	**1,074,997.64**	
Total Revenue			885,186.57	
Total Expense			746,179.33	
Revenues Over/Under Expenses			**139,007.24**	
		Total Equity and Current Surplus (Deficit):	**1,214,004.88**	
			Total Liabilities, Equity and Current Surplus (Deficit):	**1,214,072.17**

Balance Sheet **As Of 08/31/2022**

Account	Name	Balance	
Fund: 19 - COMMUNITY RECREATION			
Assets			
19-1-00-71121	CASH IN BANK	878,195.14	
19-1-00-71135	PETTY CASH	280.00	
19-1-00-71136	ICE RINK/MP BANK	140.00	
19-1-00-71620	RECREATION TRUST FUND	194,898.76	
19-1-00-72151	SALES TAX RECEIVABLE	157,370.22	
19-1-00-72194	GRANTS RECEIVABLE	7,059.82	
	Total Assets:	**1,237,943.94**	**1,237,943.94**
Liability			
19-2-00-81110	A/P CURRENT	-376.93	
19-2-00-81111	ACCOUNTS PAYABLE	-37.52	
19-2-00-81114	SALES TAX PAYABLE	6,517.08	
19-2-00-81912	DEFERRED REVENUE	228.00	
19-2-00-82120	UNEMPLOYMENT TAX	1,109.36	
19-2-00-82420	GOLF MEMBERSHIP	650.00	
19-2-00-82425	GOLF GIFT CARDS/CLUB CREDIT	7,651.72	
19-2-00-82513	LIFE INSURANCE WITHHOLDINGS	-0.45	
19-2-00-82520	AFLAC INSURANCE	-1.27	
19-2-00-82521	CAIC INSURANCE	-2.46	
	Total Liability:	**15,737.53**	
Equity			
19-3-00-95511	FUND BALANCE	1,017,554.97	
19-3-00-95512	FUND BALANCE DESIGNATED	58,520.00	
	Total Beginning Equity:	**1,076,074.97**	
Total Revenue		2,587,438.30	
Total Expense		2,441,306.86	
Revenues Over/Under Expenses		**146,131.44**	
	Total Equity and Current Surplus (Deficit):	**1,222,206.41**	
	Total Liabilities, Equity and Current Surplus (Deficit):		**1,237,943.94**

Balance Sheet **As Of 08/31/2022**

Account	Name		Balance	
Fund: 31 - ENTERPRISE DEBT FUND				
Assets				
31-1-00-71121	CASH IN BANK		1,417,432.33	
31-1-00-72151	SALES TAX RECEIVABLE		157,370.22	
		Total Assets:	**1,574,802.55**	**1,574,802.55**
Liability				
31-2-00-81820	NOTE PAYABLE		-6,352,469.39	
		Total Liability:	**-6,352,469.39**	
Equity				
31-3-00-95511	FUND BALANCE		8,001,085.74	
		Total Beginning Equity:	**8,001,085.74**	
Total Revenue			1,150,255.40	
Total Expense			1,224,069.20	
Revenues Over/Under Expenses			**-73,813.80**	
	Total Equity and Current Surplus (Deficit):		**7,927,271.94**	
		Total Liabilities, Equity and Current Surplus (Deficit):		**1,574,802.55**

Budget Report

Alamosa, CO

Account Summary

For Fiscal: 2022 Period Ending: 08/31/2022

		Original Total Budget	Current Total Budget	Period Activity	Fiscal Activity	Variance Favorable (Unfavorable)	Percent Remaining
Fund: 02 - GENERAL FUND							
Department: 00 - UNDESIGNATED							
02-4-00-61111	GENERAL PROPERTY TAXES	555,000.00	555,000.00	13,222.66	559,638.98	4,638.98	100.84 %
02-4-00-61211	SPECIFIC OWNERSHIP TAXES	73,000.00	73,000.00	5,862.10	52,858.16	-20,141.84	27.59 %
02-4-00-61311	GENERAL SALES TAX	3,290,000.00	3,290,000.00	317,081.88	2,329,725.02	-960,274.98	29.19 %
02-4-00-61312	CONSTRUCTION USE TAX REVENUE	90,000.00	90,000.00	3,339.36	54,927.72	-35,072.28	38.97 %
02-4-00-61321	GENERAL SALES 1.2%	4,531,000.00	4,531,000.00	420,567.08	3,149,901.21	-1,381,098.79	30.48 %
02-4-00-61411	CIGARETTE TAX	22,000.00	22,000.00	529.00	7,588.82	-14,411.18	65.51 %
02-4-00-61511	ELECTRIC FRANCHISE	190,000.00	190,000.00	21,511.04	115,438.88	-74,561.12	39.24 %
02-4-00-61521	OCCUPATIONAL TELEPHONE TAX	3,000.00	3,000.00	12.99	1,510.01	-1,489.99	49.67 %
02-4-00-61531	TELEVISION FRANCHISE	62,000.00	62,000.00	16,313.17	31,966.21	-30,033.79	48.44 %
02-4-00-61541	GAS FRANCHISE	110,000.00	110,000.00	6,179.57	121,227.23	11,227.23	110.21 %
02-4-00-61570	SOLAR LEASE REVENUE	6,263.41	6,263.41	0.00	6,263.41	0.00	0.00 %
02-4-00-62121	GF PERMITS (ALL TYPES)	85,000.00	85,000.00	4,742.90	39,763.40	-45,236.60	53.22 %
02-4-00-62211	GF LIQUOR LICENSES AND FEES	12,000.00	12,000.00	1,028.75	8,855.00	-3,145.00	26.21 %
02-4-00-62221	GF SALES TAX LICENSES	15,000.00	15,000.00	75.00	4,435.00	-10,565.00	70.43 %
02-4-00-62222	STR FEES	0.00	0.00	750.00	4,500.00	4,500.00	0.00 %
02-4-00-62231	GF CONTRACTORS LICENSES	2,500.00	2,500.00	80.00	1,175.00	-1,325.00	53.00 %
02-4-00-62251	GF DOG LICENSES/POUND FEES	750.00	750.00	52.00	288.50	-461.50	61.53 %
02-4-00-63008	CDBG PASS THRU	450,000.00	450,000.00	45,000.00	45,000.00	-405,000.00	90.00 %
02-4-00-63162	STATE AND OTHER GRANTS	15,000.00	495,000.00	0.00	26,153.87	-468,846.13	94.72 %
02-4-00-63511	GF STATE MOTOR VEH REG	30,500.00	30,500.00	2,475.32	20,579.36	-9,920.64	32.53 %
02-4-00-63521	GF STATE HWY USERS TAX	290,000.00	290,000.00	25,438.68	152,018.87	-137,981.13	47.58 %
02-4-00-63611	GF ALA CO ROAD & BRIDGE	0.00	0.00	0.00	0.56	0.56	0.00 %
02-4-00-63684	PD GRANT- OTHERS	36,716.00	40,976.00	2,903.25	9,811.26	-31,164.74	76.06 %
02-4-00-63699	ARPA GRANT REVENUE	418,518.00	418,518.00	0.00	84,600.00	-333,918.00	79.79 %
02-4-00-64121	02 CEMETERY OPEN/CLOSE FEES	14,000.00	14,000.00	800.00	13,595.00	-405.00	2.89 %
02-4-00-64211	SPECIAL POLICE OVERTIME	5,000.00	5,000.00	25.00	75.00	-4,925.00	98.50 %
02-4-00-64392	MISCELLANEOUS FLEET MNX	1,200.00	1,200.00	0.00	0.00	-1,200.00	100.00 %
02-4-00-66111	GF MUNICIPAL COURT FINES	85,000.00	85,000.00	7,546.98	50,185.42	-34,814.58	40.96 %
02-4-00-66112	RESTITUTION PAYMENTS	500.00	500.00	118.02	28.29	-471.71	94.34 %
02-4-00-66113	VICTIM'S ASSISTANCE	250.00	250.00	43.00	185.00	-65.00	26.00 %
02-4-00-66121	GF COUNTY COURT FINES	3,500.00	3,500.00	664.30	2,814.15	-685.85	19.60 %
02-4-00-68120	SID	45,000.00	45,000.00	0.00	20,897.01	-24,102.99	53.56 %
02-4-00-68141	LEASE AGREEMENT REVENUE	110,000.00	110,000.00	9,042.72	83,949.44	-26,050.56	23.68 %
02-4-00-68191	GENERAL GOVT MISCELLANEOUS	150,400.00	150,400.00	12,106.50	80,187.62	-70,212.38	46.68 %
02-4-00-68195	ARTSCAPE INCOME	3,500.00	3,500.00	0.00	1,050.00	-2,450.00	70.00 %
02-4-00-68196	ECONOMIC DEVELOPMENT REVENUE	25,000.00	25,000.00	0.00	2,750.00	-22,250.00	89.00 %
02-4-00-68291	GF OTHER PUBLIC SAFETY SERVICE	2,000.00	2,000.00	578.25	2,772.25	772.25	138.61 %
02-4-00-68292	SPECIAL FIRE SERVICES	25,000.00	25,000.00	1,288.15	1,288.15	-23,711.85	94.85 %
02-4-00-68294	PD TRAINING FOUNDATION	10,000.00	10,000.00	0.00	14,069.06	4,069.06	140.69 %
02-4-00-68321	GF CURB & GUTTER REPAIRS	25,000.00	25,000.00	9,945.64	24,249.63	-750.37	3.00 %
02-4-00-68371	REFUND OF EXPENDITURES	3,000.00	3,000.00	284.80	39,733.78	36,733.78	1,324.46 %
02-4-00-68390	GF OTHER PUBLIC WORKS SERVICES	3,000.00	3,000.00	150.00	15,686.63	12,686.63	522.89 %
02-4-00-68391	PLAN REVIEW	3,000.00	3,000.00	0.00	0.00	-3,000.00	100.00 %
02-4-00-69002	PASS THRU GRANTS-JAG	41,316.00	41,316.00	0.00	10,756.19	-30,559.81	73.97 %
02-4-00-69003	DOJ COSSAP GRANT	199,999.00	199,999.00	0.00	95,496.38	-104,502.62	52.25 %
02-4-00-69005	LEAD GRANT REVENUE	545,703.00	565,703.00	100,747.68	236,186.25	-329,516.75	58.25 %
02-4-00-69292	TRANSFER IN	1,630,427.00	1,630,427.00	0.00	1,630,427.00	0.00	0.00 %
02-4-00-71710	INTEREST FSWB	1,500.00	1,500.00	106.51	991.46	-508.54	33.90 %
02-4-00-71711	INTEREST ON INVESTMENTS	40,000.00	40,000.00	0.00	-17,864.08	-57,864.08	144.66 %
	Department: 00 - UNDESIGNATED Total:	**13,261,542.41**	**13,765,802.41**	**1,030,612.30**	**9,137,736.10**	**-4,628,066.31**	**33.62%**

		Original Total Budget	Current Total Budget	Period Activity	Fiscal Activity	Variance Favorable (Unfavorable)	Percent Remaining
Department: 10 - CITY COUNCIL							
02-5-10-11112	PART TIME SALARIES	36,000.00	36,000.00	3,000.00	24,000.00	12,000.00	33.33 %
02-5-10-13111	PERA/ICMA	5,202.00	5,202.00	439.78	3,439.12	1,762.88	33.89 %
02-5-10-14151	MEDICARE	522.00	522.00	43.50	348.00	174.00	33.33 %
02-5-10-14211	WORKMENS COMPENSATION	260.00	260.00	19.73	138.24	121.76	46.83 %
02-5-10-14611	UNEMPLOYMENT INSURANCE	108.00	108.00	6.00	72.30	35.70	33.06 %
02-5-10-22791	MISCELLANEOUS SUPPLIES	950.00	950.00	0.00	503.07	446.93	47.05 %
02-5-10-31312	ADMIN- PUBLIC RELATION	10,200.00	10,200.00	1,050.00	6,000.12	4,199.88	41.18 %
02-5-10-32111	TRAINING & TRAVEL	22,000.00	22,000.00	263.16	13,869.40	8,130.60	36.96 %
02-5-10-32311	MEMBERSHIP & DUES	25,000.00	25,000.00	0.00	25,187.00	-187.00	-0.75 %
02-5-10-33202	WIRELESS SERVICE	2,000.00	2,000.00	184.81	1,186.51	813.49	40.67 %
	Department: 10 - CITY COUNCIL Total:	**102,242.00**	**102,242.00**	**5,006.98**	**74,743.76**	**27,498.24**	**26.90%**
Department: 11 - LEGAL SERVICES							
02-5-11-11111	FULL TIME SALARIES	110,110.00	110,110.00	8,545.00	72,475.12	37,634.88	34.18 %
02-5-11-13111	PERA/ICMA	15,911.00	15,911.00	1,188.78	9,825.23	6,085.77	38.25 %
02-5-11-14151	MEDICARE	1,597.00	1,597.00	118.11	1,001.65	595.35	37.28 %
02-5-11-14211	WORKMENS COMPENSATION	200.00	200.00	15.45	108.25	91.75	45.88 %
02-5-11-14311	MEDICAL/DENTAL INSURANCE	12,810.00	12,810.00	991.02	8,423.67	4,386.33	34.24 %
02-5-11-14312	LIFE INSURANCE	440.00	440.00	0.00	0.00	440.00	100.00 %
02-5-11-14611	UNEMPLOYMENT INSURANCE	330.00	330.00	16.29	194.92	135.08	40.93 %
02-5-11-21121	LITERATURE-BOOKS	400.00	400.00	0.00	263.40	136.60	34.15 %
02-5-11-32111	TRAINING & TRAVEL	3,000.00	3,000.00	0.00	338.30	2,661.70	88.72 %
02-5-11-32311	MEMBERSHIP & DUES	750.00	750.00	400.00	400.00	350.00	46.67 %
02-5-11-39602	LEGAL-SERVICES	15,000.00	15,000.00	0.00	590.00	14,410.00	96.07 %
02-5-11-39604	SUBPOENA SERVICE	500.00	500.00	0.00	371.98	128.02	25.60 %
	Department: 11 - LEGAL SERVICES Total:	**161,048.00**	**161,048.00**	**11,274.65**	**93,992.52**	**67,055.48**	**41.64%**
Department: 12 - MUNICIPAL COURT							
02-5-12-11111	FULL TIME SALARIES	95,270.00	95,270.00	8,314.15	62,084.15	33,185.85	34.83 %
02-5-12-11112	PART TIME SALARIES	38,630.00	42,480.00	3,267.70	27,686.83	14,793.17	34.82 %
02-5-12-12111	FULL TIME OVERTIME	200.00	200.00	0.00	204.96	-4.96	-2.48 %
02-5-12-13111	PERA/ICMA	19,377.00	19,877.00	1,679.36	12,636.18	7,240.82	36.43 %
02-5-12-14151	MEDICARE	1,944.00	1,944.00	165.31	1,276.20	667.80	34.35 %
02-5-12-14211	WORKMENS COMPENSATION	250.00	250.00	19.36	135.64	114.36	45.74 %
02-5-12-14311	MEDICAL/DENTAL INSURANCE	7,060.00	7,060.00	524.60	4,459.10	2,600.90	36.84 %
02-5-12-14312	LIFE INSURANCE	560.00	560.00	0.00	0.00	560.00	100.00 %
02-5-12-14611	UNEMPLOYMENT INSURANCE	402.00	402.00	22.81	245.54	156.46	38.92 %
02-5-12-21111	GENERAL OFFICE SUPPLIES	400.00	400.00	0.00	281.19	118.81	29.70 %
02-5-12-32111	TRAINING & TRAVEL	8,000.00	8,000.00	78.24	3,508.00	4,492.00	56.15 %
02-5-12-32311	MEMBERSHIP & DUES	830.00	830.00	0.00	450.00	380.00	45.78 %
02-5-12-35501	OTHER EXPENSES	2,575.00	2,575.00	227.69	1,671.31	903.69	35.09 %
02-5-12-37900	PASS THRU GRANTS-JAG	41,316.00	41,316.00	0.00	10,756.19	30,559.81	73.97 %
02-5-12-37995	JAIL FEES	10,000.00	10,000.00	840.89	6,600.06	3,399.94	34.00 %
02-5-12-37996	LOCAL ALTERNATIVE SENTENCING	15,000.00	15,000.00	0.00	0.00	15,000.00	100.00 %
02-5-12-39602	LEGAL-SERVICES	2,500.00	2,500.00	400.00	1,216.00	1,284.00	51.36 %
02-5-12-39605	BAILIFF SERVICES	12,000.00	12,000.00	525.00	4,150.00	7,850.00	65.42 %
	Department: 12 - MUNICIPAL COURT Total:	**256,314.00**	**260,664.00**	**16,065.11**	**137,361.35**	**123,302.65**	**47.30%**
Department: 13 - CITY MANAGER							
02-5-13-11111	FULL TIME SALARIES	217,800.00	217,800.00	17,775.15	145,731.33	72,068.67	33.09 %
02-5-13-12111	FULL TIME OVERTIME	200.00	200.00	0.00	25.67	174.33	87.17 %
02-5-13-13111	PERA/ICMA	36,001.00	36,001.00	2,667.76	21,645.19	14,355.81	39.88 %
02-5-13-14151	MEDICARE	3,161.00	3,161.00	240.91	2,006.96	1,154.04	36.51 %
02-5-13-14211	WORKMENS COMPENSATION	470.00	470.00	36.11	253.00	217.00	46.17 %
02-5-13-14311	MEDICAL/DENTAL INSURANCE	37,020.00	37,020.00	2,920.75	27,110.50	9,909.50	26.77 %
02-5-13-14312	LIFE INSURANCE	880.00	880.00	0.00	0.00	880.00	100.00 %
02-5-13-14611	UNEMPLOYMENT INSURANCE	654.00	654.00	33.30	378.95	275.05	42.06 %
02-5-13-21111	GENERAL OFFICE SUPPLIES	300.00	300.00	0.00	94.54	205.46	68.49 %
02-5-13-21121	LITERATURE-BOOKS	100.00	100.00	0.00	115.00	-15.00	-15.00 %

		Original Total Budget	Current Total Budget	Period Activity	Fiscal Activity	Variance Favorable (Unfavorable)	Percent Remaining
02-5-13-32111	TRAINING & TRAVEL	5,000.00	5,000.00	0.00	6,666.27	-1,666.27	-33.33 %
02-5-13-32311	MEMBERSHIP & DUES	1,300.00	1,300.00	0.00	0.00	1,300.00	100.00 %
02-5-13-33211	TELEPHONE	700.00	700.00	0.00	219.30	480.70	68.67 %
02-5-13-35100	OFFICE EQUIP/FURN/FIXT	450.00	450.00	0.00	26.45	423.55	94.12 %
02-5-13-35112	OUTSIDE SERVICES	3,000.00	3,000.00	0.00	44.10	2,955.90	98.53 %
02-5-13-35501	OTHER EXPENSES	950.00	950.00	44.03	430.37	519.63	54.70 %
02-5-13-35550	PUBLIC ENGAGEMENT	5,000.00	5,000.00	1,040.53	1,269.61	3,730.39	74.61 %
	Department: 13 - CITY MANAGER Total:	**312,986.00**	**312,986.00**	**24,758.54**	**206,017.24**	**106,968.76**	**34.18%**
Department: 14 - CITY CLERK							
02-5-14-11111	FULL TIME SALARIES	70,020.00	70,020.00	6,021.12	46,283.52	23,736.48	33.90 %
02-5-14-11112	PART TIME SALARIES	3,000.00	3,000.00	0.00	0.00	3,000.00	100.00 %
02-5-14-13111	PERA/ICMA	10,551.00	10,551.00	835.45	6,217.08	4,333.92	41.08 %
02-5-14-14151	MEDICARE	1,059.00	1,059.00	82.24	628.08	430.92	40.69 %
02-5-14-14211	WORKMENS COMPENSATION	120.00	120.00	9.31	65.23	54.77	45.64 %
02-5-14-14311	MEDICAL/DENTAL INSURANCE	12,050.00	12,050.00	893.94	7,598.49	4,451.51	36.94 %
02-5-14-14312	LIFE INSURANCE	270.00	270.00	0.00	0.00	270.00	100.00 %
02-5-14-14611	UNEMPLOYMENT INSURANCE	219.00	219.00	11.43	122.51	96.49	44.06 %
02-5-14-21111	GENERAL OFFICE SUPPLIES	400.00	400.00	0.00	144.50	255.50	63.88 %
02-5-14-21211	CODE SUPPLEMENTS	6,000.00	6,000.00	0.00	4,875.00	1,125.00	18.75 %
02-5-14-22791	MISCELLANEOUS SUPPLIES	150.00	150.00	0.00	0.00	150.00	100.00 %
02-5-14-30097	COVID-19 EXPENSES	0.00	0.00	300.00	300.00	-300.00	0.00 %
02-5-14-32111	TRAINING & TRAVEL	6,500.00	6,500.00	71.85	3,187.83	3,312.17	50.96 %
02-5-14-32311	MEMBERSHIP & DUES	460.00	460.00	0.00	460.00	0.00	0.00 %
02-5-14-33121	LEGAL ADVERTISING	5,000.00	5,000.00	0.00	1,946.25	3,053.75	61.08 %
02-5-14-33122	RECORDING FEES	0.00	0.00	0.00	349.00	-349.00	0.00 %
02-5-14-33211	TELEPHONE	700.00	700.00	60.84	425.34	274.66	39.24 %
02-5-14-35501	OTHER EXPENSES	300.00	300.00	0.00	3,060.08	-2,760.08	-920.03 %
	Department: 14 - CITY CLERK Total:	**116,799.00**	**116,799.00**	**8,286.18**	**75,662.91**	**41,136.09**	**35.22%**
Department: 15 - HR/RISK MANAGEMENT							
02-5-15-11111	FULL TIME SALARIES	77,920.00	77,920.00	6,070.70	51,240.47	26,679.53	34.24 %
02-5-15-13111	PERA	11,259.00	11,259.00	816.34	6,707.46	4,551.54	40.43 %
02-5-15-14151	MEDICARE	1,130.00	1,130.00	80.36	677.81	452.19	40.02 %
02-5-15-14211	WORKMENS COMPENSATION	120.00	120.00	8.75	61.30	58.70	48.92 %
02-5-15-14311	MEDICAL/DENTAL INSURANCE	15,280.00	15,280.00	1,169.08	9,937.18	5,342.82	34.97 %
02-5-15-14312	LIFE INSURANCE	250.00	250.00	0.00	0.00	250.00	100.00 %
02-5-15-14611	UNEMPLOYMENT INSURANCE	234.00	234.00	11.14	131.68	102.32	43.73 %
02-5-15-21111	GENERAL OFFICE SUPPLIES	700.00	700.00	0.00	47.98	652.02	93.15 %
02-5-15-21121	LITERATURE-BOOKS	600.00	600.00	0.00	0.00	600.00	100.00 %
02-5-15-31961	RECRUITMENT	13,000.00	13,000.00	2,625.80	10,711.38	2,288.62	17.60 %
02-5-15-31962	RECRUITMENT TESTING	9,000.00	9,000.00	1,125.70	8,291.65	708.35	7.87 %
02-5-15-31963	MISCELLANEOUS DRUG TESTING	5,500.00	5,500.00	172.00	2,979.00	2,521.00	45.84 %
02-5-15-32111	TRAINING & TRAVEL	6,000.00	6,000.00	0.00	164.69	5,835.31	97.26 %
02-5-15-32311	MEMBERSHIP & DUES	500.00	500.00	308.00	703.00	-203.00	-40.60 %
02-5-15-35112	OUTSIDE SERVICES	2,000.00	2,000.00	0.00	0.00	2,000.00	100.00 %
02-5-15-35501	OTHER EXPENSES	3,200.00	3,200.00	85.47	2,297.43	902.57	28.21 %
02-5-15-39201	INS-CLAIMS/LIAB/DEDUCT	3,000.00	3,000.00	0.00	0.00	3,000.00	100.00 %
02-5-15-39203	INSURANCE	397,320.00	397,320.00	0.00	311,253.00	86,067.00	21.66 %
	Department: 15 - HR/RISK MANAGEMENT Total:	**547,013.00**	**547,013.00**	**12,473.34**	**405,204.03**	**141,808.97**	**25.92%**
Department: 16 - FINANCE DEPARTMENT							
02-5-16-11111	FULL TIME SALARIES	239,445.00	239,445.00	18,851.04	158,207.98	81,237.02	33.93 %
02-5-16-12111	FULL TIME OVERTIME	800.00	800.00	14.15	221.68	578.32	72.29 %
02-5-16-13111	PERA/ICMA	34,293.00	34,293.00	2,058.90	16,555.98	17,737.02	51.72 %
02-5-16-13211	POLICE RETIREMENT PLAN	4,800.00	4,800.00	373.58	3,482.39	1,317.61	27.45 %
02-5-16-14151	MEDICARE	3,441.00	3,441.00	203.08	1,646.90	1,794.10	52.14 %
02-5-16-14211	WORKMENS COMPENSATION	190.00	190.00	14.33	100.41	89.59	47.15 %
02-5-16-14311	MEDICAL/DENTAL INSURANCE	50,410.00	50,410.00	3,661.76	32,512.91	17,897.09	35.50 %
02-5-16-14312	LIFE INSURANCE	960.00	960.00	0.00	0.00	960.00	100.00 %

		Original Total Budget	Current Total Budget	Period Activity	Fiscal Activity	Variance Favorable (Unfavorable)	Percent Remaining
02-5-16-14611	UNEMPLOYMENT INSURANCE	712.00	712.00	35.79	425.13	286.87	40.29 %
02-5-16-21111	GENERAL OFFICE SUPPLIES	3,250.00	3,250.00	253.41	3,008.63	241.37	7.43 %
02-5-16-21121	LITERATURE-BOOKS	300.00	300.00	0.00	115.00	185.00	61.67 %
02-5-16-21131	POSTAGE	22,000.00	22,000.00	3,000.00	12,265.00	9,735.00	44.25 %
02-5-16-21221	OUTSIDE PRINTING	5,000.00	5,000.00	0.00	2,021.85	2,978.15	59.56 %
02-5-16-22791	MISCELLANEOUS SUPPLIES	700.00	700.00	0.00	21.27	678.73	96.96 %
02-5-16-31303	ADMIN-AUDITING	65,000.00	65,000.00	0.00	58,535.00	6,465.00	9.95 %
02-5-16-31991	OTHER PROFESSIONAL SERVICES	5,400.00	5,400.00	0.00	2,700.00	2,700.00	50.00 %
02-5-16-32111	TRAINING & TRAVEL	4,000.00	4,000.00	0.00	3,069.03	930.97	23.27 %
02-5-16-32311	MEMBERSHIP & DUES	1,000.00	1,000.00	0.00	0.00	1,000.00	100.00 %
02-5-16-35100	OFFICE EQUIP/FURN/FIXT	250.00	250.00	0.00	0.00	250.00	100.00 %
02-5-16-35501	OTHER EXPENSES	4,700.00	4,700.00	134.53	2,780.42	1,919.58	40.84 %
	Department: 16 - FINANCE DEPARTMENT Total:	**446,651.00**	**446,651.00**	**28,600.57**	**297,669.58**	**148,981.42**	**33.36%**
Department: 17 - NON-DEPARTMENTAL							
02-5-17-21131	POSTAGE	8,000.00	8,000.00	0.00	3,825.18	4,174.82	52.19 %
02-5-17-21151	PHOTOCOPIES	13,000.00	13,000.00	0.00	8,253.77	4,746.23	36.51 %
02-5-17-22111	GAS & OIL	250.00	250.00	0.00	175.43	74.57	29.83 %
02-5-17-22791	MISCELLANEOUS SUPPLIES	2,000.00	2,000.00	0.00	252.83	1,747.17	87.36 %
02-5-17-30099	ARPA Expenses	100,000.00	100,000.00	0.00	29,875.00	70,125.00	70.13 %
02-5-17-32211	TUITION & TRAINING	5,000.00	5,000.00	0.00	0.00	5,000.00	100.00 %
02-5-17-33211	TELEPHONE	20,000.00	20,000.00	1,323.93	12,063.44	7,936.56	39.68 %
02-5-17-33411	ELECTRICAL/GAS SERVICES	76,000.00	76,000.00	5,533.49	43,671.83	32,328.17	42.54 %
02-5-17-35103	OUTSIDE AGENCY FUNDING	70,000.00	70,000.00	20,000.00	64,100.00	5,900.00	8.43 %
02-5-17-35105	SPONSORSHIP	15,000.00	15,000.00	0.00	15,500.00	-500.00	-3.33 %
02-5-17-35111	VEHICLE REPAIR	1,000.00	1,000.00	0.00	0.00	1,000.00	100.00 %
02-5-17-35113	VEHICLE REGISTRATION	100.00	100.00	0.00	52.05	47.95	47.95 %
02-5-17-35501	OTHER EXPENSES	2,000.00	2,000.00	0.00	759.46	1,240.54	62.03 %
02-5-17-37918	CDBG PASS THRU EXPENSE	450,000.00	450,000.00	0.00	45,000.00	405,000.00	90.00 %
02-5-17-44251	COPIER LEASE PAYMENTS	25,000.00	25,000.00	2,375.32	15,202.61	9,797.39	39.19 %
02-5-17-45107	EMPLOYEE AWARDS	8,000.00	8,000.00	1,111.63	5,658.95	2,341.05	29.26 %
02-5-17-46130	SPECIAL PROJECTS	100,000.00	100,000.00	0.00	1,169.99	98,830.01	98.83 %
02-5-17-46140	ART PROGRAM	25,000.00	38,148.00	2,275.81	9,800.81	28,347.19	74.31 %
02-5-17-69812	TRANSFERS OUT	378,200.00	378,200.00	0.00	378,200.00	0.00	0.00 %
02-5-17-70111	VEHICLE REPLACEMENT	26,500.00	0.00	0.00	0.00	0.00	0.00 %
02-5-17-70800	SID-14	45,000.00	45,000.00	0.00	43,460.12	1,539.88	3.42 %
02-5-17-70981	BUILDING IMPROVEMENTS	100,000.00	125,000.00	0.00	0.00	125,000.00	100.00 %
	Department: 17 - NON-DEPARTMENTAL Total:	**1,470,050.00**	**1,481,698.00**	**32,620.18**	**677,021.47**	**804,676.53**	**54.31%**
Department: 18 - INFORMATION TECHNOLOGY							
02-5-18-11111	FULL TIME SALARIES	260,230.00	260,230.00	20,021.16	169,477.19	90,752.81	34.87 %
02-5-18-11112	PART TIME SALARIES	3,000.00	3,000.00	751.72	2,095.64	904.36	30.15 %
02-5-18-12111	FULL TIME OVERTIME	2,000.00	2,000.00	205.17	1,659.58	340.42	17.02 %
02-5-18-13111	PERA/ICMA	38,326.00	38,326.00	2,936.76	23,621.01	14,704.99	38.37 %
02-5-18-14151	MEDICARE	3,846.00	3,846.00	289.07	2,386.42	1,459.58	37.95 %
02-5-18-14211	WORKMENS COMPENSATION	380.00	380.00	29.22	204.73	175.27	46.12 %
02-5-18-14311	MEDICAL/DENTAL INSURANCE	41,800.00	41,800.00	2,557.92	21,217.72	20,582.28	49.24 %
02-5-18-14312	LIFE INSURANCE	840.00	840.00	0.00	0.00	840.00	100.00 %
02-5-18-14611	UNEMPLOYMENT INSURANCE	796.00	796.00	40.11	464.31	331.69	41.67 %
02-5-18-21111	GENERAL OFFICE SUPPLIES	300.00	300.00	0.00	75.43	224.57	74.86 %
02-5-18-22111	GAS & OIL	2,350.00	2,350.00	237.18	1,472.98	877.02	37.32 %
02-5-18-22791	MISCELLANEOUS SUPPLIES	1,100.00	1,100.00	6.55	947.86	152.14	13.83 %
02-5-18-30099	ARPA GRANT EXPENSES	0.00	0.00	0.00	1,235.54	-1,235.54	0.00 %
02-5-18-32111	TRAINING & TRAVEL	12,000.00	12,000.00	30.00	6,393.28	5,606.72	46.72 %
02-5-18-32311	MEMBERSHIP & DUES	900.00	900.00	0.00	330.00	570.00	63.33 %
02-5-18-33202	WIRELESS SERVICE	4,100.00	4,100.00	602.98	4,619.70	-519.70	-12.68 %
02-5-18-35100	OFFICE EQUIP/FURN/FIXT	500.00	500.00	0.00	189.99	310.01	62.00 %
02-5-18-35111	VEHICLE REPAIR	700.00	700.00	31.11	738.79	-38.79	-5.54 %
02-5-18-35112	OUTSIDE SERVICES	6,000.00	6,000.00	0.00	0.00	6,000.00	100.00 %
02-5-18-37941	TOOL EXPENSE	600.00	600.00	86.90	212.98	387.02	64.50 %

		Original Total Budget	Current Total Budget	Period Activity	Fiscal Activity	Variance Favorable (Unfavorable)	Percent Remaining
02-5-18-48101	IT-HARDWARE	36,600.00	36,600.00	1,021.89	14,623.68	21,976.32	60.04 %
02-5-18-48102	IT-SOFTWARE	261,391.00	264,721.00	2,648.21	121,690.49	143,030.51	54.03 %
02-5-18-70241	COMPUTER HARDWARE	13,000.00	13,000.00	0.00	13,207.57	-207.57	-1.60 %
	Department: 18 - INFORMATION TECHNOLOGY Total:	**690,759.00**	**694,089.00**	**31,495.95**	**386,864.89**	**307,224.11**	**44.26%**
Department: 19 - ECONOMIC DEVELOPMENT							
02-5-19-11111	FULL TIME SALAREIS	77,640.00	77,640.00	6,116.38	51,703.73	25,936.27	33.41 %
02-5-19-11112	PART TIME SALARIES	0.00	0.00	100.00	286.01	-286.01	0.00 %
02-5-19-13111	PERA	11,219.00	11,219.00	853.63	6,982.87	4,236.13	37.76 %
02-5-19-14151	MEDICARE	1,126.00	1,126.00	89.47	748.14	377.86	33.56 %
02-5-19-14211	WORKMENS COMPENSATION	150.00	150.00	11.54	80.86	69.14	46.09 %
02-5-19-14311	MEDICAL/DENTAL INSURANCE	12,810.00	12,810.00	984.02	8,364.17	4,445.83	34.71 %
02-5-19-14312	LIFE INSURANCE	190.00	190.00	0.00	0.00	190.00	100.00 %
02-5-19-14611	UNEMPLOYMENT INSURANCE	233.00	233.00	12.35	146.18	86.82	37.26 %
02-5-19-31991	OTHER PROFESSIONAL SERVICES	12,000.00	12,000.00	0.00	0.00	12,000.00	100.00 %
02-5-19-32111	TRAINING & TRAVEL	6,000.00	6,000.00	0.00	456.48	5,543.52	92.39 %
02-5-19-32311	MEMBERSHIP & DUES	2,850.00	2,850.00	0.00	1,500.00	1,350.00	47.37 %
02-5-19-51101	ECONOMIC INITIATIVES	23,100.00	23,100.00	1,334.61	5,471.81	17,628.19	76.31 %
02-5-19-51102	BUSINESS MEALS & MEETINGS	5,000.00	5,000.00	78.00	2,007.65	2,992.35	59.85 %
	Department: 19 - ECONOMIC DEVELOPMENT Total:	**152,318.00**	**152,318.00**	**9,580.00**	**77,747.90**	**74,570.10**	**48.96%**
Department: 20 - POLICE ADMINISTRATION							
02-5-20-11111	FULL TIME SALARIES	183,630.00	183,630.00	14,292.68	121,033.15	62,596.85	34.09 %
02-5-20-12111	FULL TIME OVERTIME	1,500.00	1,500.00	236.19	1,822.74	-322.74	-21.52 %
02-5-20-13111	PERA/ICMA	0.00	0.00	442.87	1,985.11	-1,985.11	0.00 %
02-5-20-13211	POLICE RETIREMENT PLAN	23,697.00	23,697.00	1,152.21	10,911.78	12,785.22	53.95 %
02-5-20-14151	MEDICARE	2,684.00	2,684.00	197.58	1,645.50	1,038.50	38.69 %
02-5-20-14211	WORKMENS COMPENSATION	3,630.00	3,630.00	283.48	1,986.21	1,643.79	45.28 %
02-5-20-14311	MEDICAL/DENTAL INSURANCE	38,010.00	38,010.00	2,245.12	21,661.44	16,348.56	43.01 %
02-5-20-14312	LIFE INSURANCE	670.00	670.00	0.00	0.00	670.00	100.00 %
02-5-20-14611	UNEMPLOYMENT INSURANCE	555.00	555.00	27.85	327.04	227.96	41.07 %
02-5-20-14711	FPPA DEATH & DISABILITY	3,000.00	3,000.00	248.68	2,103.13	896.87	29.90 %
02-5-20-22300	D.A.RECALL EXPENDITURES	0.00	0.00	295.25	2,165.24	-2,165.24	0.00 %
02-5-20-22400	D.A. GENERAL EXPENDITURES	0.00	0.00	0.00	2,148.50	-2,148.50	0.00 %
02-5-20-22791	MISCELLANEOUS SUPPLIES	400.00	400.00	0.00	0.00	400.00	100.00 %
02-5-20-32111	TRAINING & TRAVEL	8,000.00	8,000.00	0.00	2,164.64	5,835.36	72.94 %
02-5-20-32311	MEMBERSHIP & DUES	2,000.00	2,000.00	0.00	538.14	1,461.86	73.09 %
	Department: 20 - POLICE ADMINISTRATION Total:	**267,776.00**	**267,776.00**	**19,421.91**	**170,492.62**	**97,283.38**	**36.33%**
Department: 21 - POLICE OPERATIONS							
02-5-21-11111	FULL TIME SALARIES	1,237,940.00	1,237,940.00	94,129.09	784,040.94	453,899.06	36.67 %
02-5-21-11112	PART TIME SALARIES	0.00	5,000.00	0.00	0.00	5,000.00	100.00 %
02-5-21-12111	FULL TIME OVERTIME	50,000.00	50,000.00	3,073.78	30,999.01	19,000.99	38.00 %
02-5-21-12113	GRANT FUNDED OVERTIME	0.00	0.00	3,009.26	12,585.40	-12,585.40	0.00 %
02-5-21-13211	POLICE RETIREMENT PLAN	164,856.00	164,856.00	9,948.30	82,171.43	82,684.57	50.16 %
02-5-21-14151	MEDICARE	18,675.00	18,675.00	1,361.99	11,273.34	7,401.66	39.63 %
02-5-21-14211	WORKMENS COMPENSATION	56,320.00	56,320.00	5,674.68	33,189.60	23,130.40	41.07 %
02-5-21-14311	MEDICAL/DENTAL INSURANCE	230,940.00	230,940.00	15,074.11	119,726.90	111,213.10	48.16 %
02-5-21-14312	LIFE INSURANCE	5,690.00	5,690.00	0.00	0.00	5,690.00	100.00 %
02-5-21-14611	UNEMPLOYMENT INSURANCE	3,864.00	3,864.00	189.77	2,129.29	1,734.71	44.89 %
02-5-21-14711	FPPA DEATH & DISABILITY	33,000.00	33,000.00	3,070.99	27,894.70	5,105.30	15.47 %
02-5-21-21111	GENERAL OFFICE SUPPLIES	4,000.00	4,000.00	735.01	1,950.40	2,049.60	51.24 %
02-5-21-21121	LITERATURE-BOOKS	800.00	800.00	445.00	792.07	7.93	0.99 %
02-5-21-21131	POSTAGE	900.00	900.00	0.00	575.90	324.10	36.01 %
02-5-21-21221	OUTSIDE PRINTING	500.00	500.00	0.00	16.69	483.31	96.66 %
02-5-21-22111	GAS & OIL	50,000.00	50,000.00	5,998.58	40,471.51	9,528.49	19.06 %
02-5-21-22791	MISCELLANEOUS SUPPLIES	9,700.00	9,700.00	180.18	8,039.89	1,660.11	17.11 %
02-5-21-31603	LESS LETHAL	11,664.00	11,664.00	0.00	11,664.00	0.00	0.00 %
02-5-21-31608	SUPPLIES- BALLISTIC V	7,002.60	7,002.60	5,767.00	9,327.00	-2,324.40	-33.19 %
02-5-21-31641	CANINE SERVICES	6,500.00	6,500.00	139.74	1,843.13	4,656.87	71.64 %

		Original Total Budget	Current Total Budget	Period Activity	Fiscal Activity	Variance Favorable (Unfavorable)	Percent Remaining
02-5-21-31651	LAB SERVICES-TESTING	2,000.00	2,000.00	0.00	-30.00	2,030.00	101.50 %
02-5-21-31671	STATE PATROL / DISPATCHING	150,098.00	150,098.00	75,874.50	75,874.50	74,223.50	49.45 %
02-5-21-32111	TRAINING & TRAVEL	15,000.00	15,000.00	446.00	10,591.57	4,408.43	29.39 %
02-5-21-32311	MEMBERSHIP & DUES	500.00	500.00	0.00	60.00	440.00	88.00 %
02-5-21-33211	TELEPHONE	33,000.00	33,000.00	3,158.47	20,000.05	12,999.95	39.39 %
02-5-21-33411	ELECTRICAL/GAS SERVICES	4,000.00	4,000.00	231.83	2,491.94	1,508.06	37.70 %
02-5-21-34105	BLDG MAINT/REPAIR	5,000.00	5,000.00	136.80	3,939.50	1,060.50	21.21 %
02-5-21-35111	VEHICLE REPAIR	20,000.00	20,000.00	727.63	12,886.28	7,113.72	35.57 %
02-5-21-35391	RADIO EQUIP REPAIR & MAINTENAN...	3,000.00	3,000.00	0.00	0.00	3,000.00	100.00 %
02-5-21-35505	AMMO/RANGE	10,000.00	10,000.00	904.90	9,773.04	226.96	2.27 %
02-5-21-35507	SWAT	59,716.00	63,976.00	110.70	12,049.07	51,926.93	81.17 %
02-5-21-35509	TRAINING FOUNDATION	0.00	0.00	13,491.05	27,387.45	-27,387.45	0.00 %
02-5-21-37321	UNIFORM ALLOWANCE	17,500.00	17,500.00	549.63	8,947.85	8,552.15	48.87 %
02-5-21-37901	LEAD GRANT EXPENSES	545,703.00	565,703.00	100,747.68	236,098.25	329,604.75	58.26 %
02-5-21-39501	LAUNDRY	8,000.00	8,000.00	650.00	4,550.00	3,450.00	43.13 %
02-5-21-44523	JUSTICE DEPARTMENT GRANT	199,999.00	199,999.00	0.00	95,453.91	104,545.09	52.27 %
02-5-21-45103	SUPPLIES-CRIME PREVENT	6,500.00	6,500.00	89.00	439.09	6,060.91	93.24 %
02-5-21-45688	CHEM/DRUG/LAB SUPPLIES	6,000.00	6,000.00	0.00	1,054.67	4,945.33	82.42 %
02-5-21-49501	INVESTIGATIVE SERVICES	4,000.00	4,000.00	17.54	1,214.54	2,785.46	69.64 %
02-5-21-49502	AXON TECHNOLOGY	84,100.00	84,100.00	0.00	68,920.32	15,179.68	18.05 %
02-5-21-69812	TRANSFERS OUT	15,000.00	15,000.00	0.00	15,000.00	0.00	0.00 %
02-5-21-70111	VEHICLE REPLACEMENT	96,000.00	110,000.00	39,296.00	67,366.08	42,633.92	38.76 %
	Department: 21 - POLICE OPERATIONS Total:	**3,177,467.60**	**3,220,727.60**	**385,229.21**	**1,852,759.31**	**1,367,968.29**	**42.47%**
Department: 22 - FIRE OPERATIONS							
02-5-22-11111	FULL TIME SALARIES	80,190.00	80,190.00	6,168.36	52,651.87	27,538.13	34.34 %
02-5-22-11112	PART TIME SALARIES	118,580.00	118,580.00	10,611.75	81,880.52	36,699.48	30.95 %
02-5-22-13111	PERA/ICMA	28,722.00	28,722.00	988.93	8,198.82	20,523.18	71.45 %
02-5-22-13211	POLICE RETIREMENT PLAN	0.00	0.00	90.36	841.98	-841.98	0.00 %
02-5-22-14151	MEDICARE	2,882.00	2,882.00	241.53	1,935.28	946.72	32.85 %
02-5-22-14211	WORKMENS COMPENSATION	9,390.00	9,390.00	735.21	5,151.29	4,238.71	45.14 %
02-5-22-14311	MEDICAL/DENTAL INSURANCE	0.00	0.00	305.62	2,613.61	-2,613.61	0.00 %
02-5-22-14312	LIFE INSURANCE	760.00	760.00	0.00	0.00	760.00	100.00 %
02-5-22-14611	UNEMPLOYMENT INSURANCE	596.00	596.00	33.33	417.15	178.85	30.01 %
02-5-22-14711	FPPA DEATH & DISABILITY	0.00	0.00	25.09	222.85	-222.85	0.00 %
02-5-22-21111	GENERAL OFFICE SUPPLIES	500.00	500.00	0.00	44.07	455.93	91.19 %
02-5-22-21121	LITERATURE-BOOKS	1,000.00	1,000.00	0.00	25.95	974.05	97.41 %
02-5-22-22111	GAS & OIL	3,000.00	3,000.00	311.20	2,233.20	766.80	25.56 %
02-5-22-22791	MISCELLANEOUS SUPPLIES	2,500.00	2,500.00	216.06	1,234.39	1,265.61	50.62 %
02-5-22-30098	FEMA HOUSING	0.00	0.00	0.00	-420.00	420.00	0.00 %
02-5-22-31312	ADMIN- PUBLIC RELATION	5,000.00	5,000.00	3,965.00	4,691.85	308.15	6.16 %
02-5-22-31671	STATE PATROL / DISPATCHING	7,500.00	7,500.00	0.00	0.00	7,500.00	100.00 %
02-5-22-32111	TRAINING & TRAVEL	17,500.00	17,500.00	2,414.14	12,697.88	4,802.12	27.44 %
02-5-22-32311	MEMBERSHIP & DUES	1,500.00	1,500.00	0.00	460.00	1,040.00	69.33 %
02-5-22-33211	TELEPHONE	2,050.00	2,050.00	177.14	1,247.30	802.70	39.16 %
02-5-22-33411	ELECTRICAL/GAS SERVICES	4,000.00	4,000.00	176.91	2,532.82	1,467.18	36.68 %
02-5-22-35111	VEHICLE REPAIR	22,000.00	22,000.00	2,375.82	11,355.77	10,644.23	48.38 %
02-5-22-35211	BLDG MAINT/REPAIR	6,000.00	6,000.00	0.00	1,538.42	4,461.58	74.36 %
02-5-22-35351	RADIO EQUIP/REPAIR & MAINT	4,500.00	4,500.00	0.00	3,207.48	1,292.52	28.72 %
02-5-22-37321	UNIFORM ALLOWANCE	3,500.00	3,500.00	0.00	863.40	2,636.60	75.33 %
02-5-22-38833	OPERATING MACHINES & EQUIP	48,000.00	48,000.00	430.72	29,331.67	18,668.33	38.89 %
02-5-22-39203	INSURANCE	2,500.00	2,500.00	0.00	0.00	2,500.00	100.00 %
02-5-22-41101	EQUIPMENT-REPAIR & MNX	15,000.00	15,000.00	2,805.00	4,850.60	10,149.40	67.66 %
02-5-22-45311	SUPPLIES-SLV HAZARDOUS	2,500.00	2,500.00	0.00	2,335.00	165.00	6.60 %
02-5-22-69812	TRANSFERS OUT	35,000.00	35,000.00	0.00	35,000.00	0.00	0.00 %
02-5-22-70111	VEHICLE REPLACEMENT	540,000.00	540,000.00	0.00	543,811.00	-3,811.00	-0.71 %
	Department: 22 - FIRE OPERATIONS Total:	**964,670.00**	**964,670.00**	**32,072.17**	**810,954.17**	**153,715.83**	**15.93%**
Department: 23 - SUPPORT SERVICES							
02-5-23-11111	FULL TIME SALARIES	365,210.00	365,210.00	37,254.99	235,993.41	129,216.59	35.38 %

		Original Total Budget	Current Total Budget	Period Activity	Fiscal Activity	Variance Favorable (Unfavorable)	Percent Remaining
02-5-23-12111	FULL TIME OVERTIME	22,000.00	22,000.00	374.64	10,639.10	11,360.90	51.64 %
02-5-23-13211	POLICE RETIREMENT PLAN	49,563.00	49,563.00	3,745.55	24,412.71	25,150.29	50.74 %
02-5-23-14151	MEDICARE	5,615.00	5,615.00	519.77	3,332.01	2,282.99	40.66 %
02-5-23-14211	WORKMENS COMPENSATION	12,090.00	12,090.00	2,285.07	7,971.24	4,118.76	34.07 %
02-5-23-14311	MEDICAL/DENTAL INSURANCE	85,200.00	85,200.00	4,045.71	38,498.19	46,701.81	54.81 %
02-5-23-14312	LIFE INSURANCE	1,320.00	1,320.00	0.00	0.00	1,320.00	100.00 %
02-5-23-14611	UNEMPLOYMENT INSURANCE	1,162.00	1,162.00	72.06	646.44	515.56	44.37 %
02-5-23-14711	FPPA DEATH AND DISABILITY	7,000.00	7,000.00	594.52	5,158.22	1,841.78	26.31 %
02-5-23-21131	POSTAGE	1,000.00	1,000.00	102.28	773.30	226.70	22.67 %
02-5-23-21221	OUTSIDE PRINTING	900.00	900.00	0.00	30.30	869.70	96.63 %
02-5-23-22111	GAS & OIL	10,000.00	10,000.00	1,329.75	7,816.68	2,183.32	21.83 %
02-5-23-22791	MISCELLANEOUS SUPPLIES	2,000.00	2,000.00	77.92	1,558.09	441.91	22.10 %
02-5-23-30099	ARPA GRANT EXPENSES	100,000.00	100,000.00	2,708.34	6,770.85	93,229.15	93.23 %
02-5-23-31661	VETERINARY SERVICES	25,000.00	25,000.00	2,689.00	16,614.00	8,386.00	33.54 %
02-5-23-31665	PROPERTY ABATEMENT	2,000.00	2,000.00	64.57	64.57	1,935.43	96.77 %
02-5-23-32211	TUITION & TRAINING	6,000.00	6,000.00	590.83	2,158.98	3,841.02	64.02 %
02-5-23-35111	VEHICLE REPAIR	4,000.00	4,000.00	745.15	2,345.55	1,654.45	41.36 %
02-5-23-35501	OTHER EXPENSES	0.00	0.00	0.00	1,100.80	-1,100.80	0.00 %
02-5-23-35504	HOMELESS SUPPORT	20,400.00	20,400.00	43.45	7,032.26	13,367.74	65.53 %
02-5-23-37321	UNIFORM ALLOWANCE	4,000.00	4,000.00	0.00	3,954.68	45.32	1.13 %
02-5-23-49501	INVESTIGATIVE SERVICES	3,000.00	3,000.00	350.00	3,712.26	-712.26	-23.74 %
02-5-23-70111	VEHICLE REPLACEMENT	45,000.00	45,000.00	0.00	40,408.63	4,591.37	10.20 %
	Department: 23 - SUPPORT SERVICES Total:	**772,460.00**	**772,460.00**	**57,593.60**	**420,992.27**	**351,467.73**	**45.50%**
Department: 29 - DEVELOPMENT SERVICES							
02-5-29-11111	FULL TIME SALARIES	183,810.00	183,810.00	14,819.10	124,614.39	59,195.61	32.20 %
02-5-29-12111	FULL TIME OVERTIME	0.00	0.00	5.35	171.83	-171.83	0.00 %
02-5-29-13111	PERA/ICMA	26,561.00	26,561.00	1,963.87	16,162.24	10,398.76	39.15 %
02-5-29-14151	MEDICARE	2,665.00	2,665.00	198.75	1,674.22	990.78	37.18 %
02-5-29-14211	WORKERS COMPENSATION	160.00	160.00	0.00	0.00	160.00	100.00 %
02-5-29-14311	MEDICAL/DENTAL INSURANCE	37,880.00	37,880.00	2,488.58	20,628.33	17,251.67	45.54 %
02-5-29-14312	LIFE INSURANCE	1,160.00	1,160.00	0.00	0.00	1,160.00	100.00 %
02-5-29-14611	UNEMPLOYMENT INSURANCE	551.00	551.00	27.42	324.72	226.28	41.07 %
02-5-29-21111	OFFICE SUPPLIES	1,500.00	1,500.00	0.00	660.62	839.38	55.96 %
02-5-29-32111	TRAINING	5,500.00	5,500.00	564.31	1,987.41	3,512.59	63.87 %
02-5-29-32311	MEMBERSHIP AND DUES	1,000.00	1,000.00	0.00	0.00	1,000.00	100.00 %
02-5-29-33211	TELEPHONE	1,200.00	1,200.00	44.03	44.03	1,155.97	96.33 %
02-5-29-35100	OFFICE EQUIP/FURN/FIXT	300.00	300.00	0.00	0.00	300.00	100.00 %
02-5-29-35503	OBSOLETE SIGN CODE REPLACEMENT	1,000.00	1,000.00	0.00	0.00	1,000.00	100.00 %
02-5-29-37321	UNIFORM ALLOWANCE	225.00	225.00	0.00	0.00	225.00	100.00 %
02-5-29-46131	HOUSING PLAN IMPLEMENTATION	0.00	50,000.00	0.00	0.00	50,000.00	100.00 %
02-5-29-51102	BUSINESS MEALS AND MEETINGS	1,500.00	1,500.00	51.79	95.15	1,404.85	93.66 %
02-5-29-69812	TRANSFERS OUT	155,000.00	5,000.00	0.00	5,000.00	0.00	0.00 %
02-5-29-74500	DOWNTOWN PLAN IMPLEMENTATION	0.00	530,000.00	0.00	0.00	530,000.00	100.00 %
	Department: 29 - DEVELOPMENT SERVICES Total:	**420,012.00**	**850,012.00**	**20,163.20**	**171,362.94**	**678,649.06**	**79.84%**
Department: 30 - PUBLIC WORKS ADMIN							
02-5-30-11111	FULL TIME SALARIES	168,060.00	168,060.00	4,096.40	39,876.31	128,183.69	76.27 %
02-5-30-11112	PART TIME SALARIES	5,000.00	5,000.00	0.00	0.00	5,000.00	100.00 %
02-5-30-12111	FULL TIME OVERTIME	1,400.00	1,400.00	0.00	155.31	1,244.69	88.91 %
02-5-30-13111	PERA/ICMA	25,209.00	25,209.00	567.32	5,428.67	19,780.33	78.47 %
02-5-30-14151	MEDICARE	2,530.00	2,530.00	55.86	549.41	1,980.59	78.28 %
02-5-30-14211	WORKMENS COMPENSATION	5,050.00	5,050.00	394.78	3,789.85	1,260.15	24.95 %
02-5-30-14311	MEDICAL/DENTAL INSURANCE	30,560.00	30,560.00	685.03	7,088.56	23,471.44	76.80 %
02-5-30-14312	LIFE INSURANCE	1,160.00	1,160.00	0.00	0.00	1,160.00	100.00 %
02-5-30-14611	UNEMPLOYMENT INSURANCE	806.00	806.00	7.71	136.62	669.38	83.05 %
02-5-30-21111	GENERAL OFFICE SUPPLIES	750.00	750.00	0.00	598.79	151.21	20.16 %
02-5-30-22111	GAS & OIL	1,950.00	1,950.00	184.33	1,609.36	340.64	17.47 %
02-5-30-22791	MISCELLANEOUS SUPPLIES	1,750.00	1,750.00	168.38	1,269.90	480.10	27.43 %
02-5-30-32111	TRAINING & TRAVEL	4,000.00	4,000.00	0.00	79.99	3,920.01	98.00 %

		Original Total Budget	Current Total Budget	Period Activity	Fiscal Activity	Variance Favorable (Unfavorable)	Percent Remaining
02-5-30-32311	MEMBERSHIP & DUES	1,000.00	1,000.00	0.00	305.00	695.00	69.50 %
02-5-30-33211	TELEPHONE	350.00	350.00	44.03	307.22	42.78	12.22 %
02-5-30-35100	OFFICE EQUIP/FURN/FIXT	500.00	500.00	0.00	174.50	325.50	65.10 %
02-5-30-35111	VEHICLE REPAIR	750.00	750.00	17.77	365.27	384.73	51.30 %
02-5-30-35112	OUTSIDE SERVICES	5,000.00	5,000.00	0.00	0.00	5,000.00	100.00 %
02-5-30-37321	UNIFORM ALLOWANCE	300.00	300.00	0.00	0.00	300.00	100.00 %
	Department: 30 - PUBLIC WORKS ADMIN Total:	**256,125.00**	**256,125.00**	**6,221.61**	**61,734.76**	**194,390.24**	**75.90%**
Department: 31 - STREET MAINTENANCE							
02-5-31-11111	FULL TIME SALARIES	409,670.00	409,670.00	23,022.20	201,653.51	208,016.49	50.78 %
02-5-31-11116	SALARIES SEASONAL	25,000.00	25,000.00	4,759.24	20,126.06	4,873.94	19.50 %
02-5-31-12111	FULL TIME OVERTIME	10,000.00	10,000.00	1,263.58	5,762.31	4,237.69	42.38 %
02-5-31-13111	PERA/ICMA	64,255.00	64,255.00	4,058.09	30,394.81	33,860.19	52.70 %
02-5-31-14151	MEDICARE	6,448.00	6,448.00	399.48	3,069.60	3,378.40	52.39 %
02-5-31-14211	WORKMENS COMPENSATION	25,640.00	25,640.00	2,007.78	14,067.63	11,572.37	45.13 %
02-5-31-14311	MEDICAL/DENTAL INSURANCE	64,530.00	64,530.00	3,756.50	37,461.34	27,068.66	41.95 %
02-5-31-14312	LIFE INSURANCE	1,590.00	1,590.00	0.00	0.00	1,590.00	100.00 %
02-5-31-14611	UNEMPLOYMENT INSURANCE	1,334.00	1,334.00	55.09	578.67	755.33	56.62 %
02-5-31-22111	GAS & OIL	39,000.00	39,000.00	4,491.73	35,304.18	3,695.82	9.48 %
02-5-31-22791	MISCELLANEOUS SUPPLIES	8,000.00	8,000.00	410.56	3,922.65	4,077.35	50.97 %
02-5-31-23511	STREET MATERIAL/REPAIR	75,000.00	75,000.00	2,059.31	14,530.59	60,469.41	80.63 %
02-5-31-23541	SALT & SAND	7,000.00	7,000.00	0.00	4,754.96	2,245.04	32.07 %
02-5-31-23551	SIGNS & POSTS	10,000.00	10,000.00	0.00	6,198.20	3,801.80	38.02 %
02-5-31-32111	TRAINING & TRAVEL	3,000.00	3,000.00	244.49	646.87	2,353.13	78.44 %
02-5-31-33211	TELEPHONE	1,200.00	1,200.00	84.07	588.49	611.51	50.96 %
02-5-31-33411	ELECTRICAL/GAS SERVICES	190,000.00	190,000.00	14,726.47	97,368.04	92,631.96	48.75 %
02-5-31-34311	EQUIPMENT/MACHINERY RENTAL	10,000.00	10,000.00	0.00	571.00	9,429.00	94.29 %
02-5-31-35111	VEHICLE REPAIR	27,500.00	27,500.00	710.15	15,746.67	11,753.33	42.74 %
02-5-31-35211	BLDG MAINT/REPAIR	1,925.00	1,925.00	24.96	639.13	1,285.87	66.80 %
02-5-31-37321	UNIFORM ALLOWANCE	2,800.00	2,800.00	135.48	1,347.05	1,452.95	51.89 %
02-5-31-38844	EQUIPMENT REBUILDING/REPAIR	3,000.00	3,000.00	0.00	48.48	2,951.52	98.38 %
02-5-31-45601	PAINTING & STRIPING	18,000.00	18,000.00	0.00	14,616.95	3,383.05	18.79 %
02-5-31-45602	TRAFFIC CONTROL SUPPLIES	2,000.00	2,000.00	0.00	0.00	2,000.00	100.00 %
02-5-31-69812	TRANSFERS OUT	567,500.00	567,500.00	0.00	567,500.00	0.00	0.00 %
02-5-31-70111	VEHICLE REPLACEMENT	45,000.00	45,000.00	0.00	0.00	45,000.00	100.00 %
02-5-31-70121	TRUCKS	330,000.00	330,000.00	0.00	0.00	330,000.00	100.00 %
02-5-31-73112	STREET CIPS	75,000.00	175,000.00	0.00	22,130.76	152,869.24	87.35 %
02-5-31-73991	STREET LIGHTING CIPS	20,000.00	20,000.00	0.00	0.00	20,000.00	100.00 %
	Department: 31 - STREET MAINTENANCE Total:	**2,044,392.00**	**2,144,392.00**	**62,209.18**	**1,099,027.95**	**1,045,364.05**	**48.75%**
Department: 35 - BUILDING INSPECTION							
02-5-35-11111	FULL TIME SALARIES	181,560.00	181,560.00	16,507.58	133,571.14	47,988.86	26.43 %
02-5-35-11112	PART TIME SALARIES	42,150.00	42,150.00	0.00	2,296.52	39,853.48	94.55 %
02-5-35-12111	FULL TIME OVERTIME	2,500.00	2,500.00	236.89	2,150.44	349.56	13.98 %
02-5-35-13111	PERA/ICMA	32,687.00	35,687.00	2,173.85	17,633.54	18,053.46	50.59 %
02-5-35-14151	MEDICARE	3,280.00	3,280.00	223.91	1,848.38	1,431.62	43.65 %
02-5-35-14211	WORKMENS COMPENSATION	7,400.00	7,400.00	578.68	4,054.55	3,345.45	45.21 %
02-5-35-14311	MEDICAL/DENTAL INSURANCE	44,670.00	50,670.00	3,772.88	30,693.48	19,976.52	39.42 %
02-5-35-14312	LIFE INSURANCE	910.00	910.00	0.00	0.00	910.00	100.00 %
02-5-35-14611	UNEMPLOYMENT INSURANCE	679.00	679.00	30.89	357.35	321.65	47.37 %
02-5-35-21121	LITERATURE-BOOKS	350.00	350.00	161.00	161.00	189.00	54.00 %
02-5-35-22111	GAS & OIL	2,500.00	2,500.00	273.09	2,003.69	496.31	19.85 %
02-5-35-22791	MISCELLANEOUS SUPPLIES	2,300.00	2,300.00	0.00	4,719.25	-2,419.25	-105.18 %
02-5-35-32111	TRAINING & TRAVEL	2,500.00	2,500.00	0.00	0.00	2,500.00	100.00 %
02-5-35-32311	MEMBERSHIP & DUES	250.00	250.00	0.00	0.00	250.00	100.00 %
02-5-35-33211	TELEPHONE	1,100.00	1,100.00	88.06	614.44	485.56	44.14 %
02-5-35-35111	VEHICLE REPAIR	1,500.00	1,500.00	156.64	182.86	1,317.14	87.81 %
02-5-35-35211	BLDG MAINT/REPAIR	30,500.00	30,500.00	798.92	9,610.10	20,889.90	68.49 %

		Original Total Budget	Current Total Budget	Period Activity	Fiscal Activity	Variance Favorable (Unfavorable)	Percent Remaining
02-5-35-37321	UNIFORM ALLOWANCE	1,500.00	1,500.00	0.00	88.00	1,412.00	94.13 %
	Department: 35 - BUILDING INSPECTION Total:	**358,336.00**	**367,336.00**	**25,002.39**	**209,984.74**	**157,351.26**	**42.84%**
Department: 36 - FLEET MAINTENANCE							
02-5-36-11111	FULL TIME SALARIES	153,000.00	153,000.00	11,823.49	100,131.76	52,868.24	34.55 %
02-5-36-12111	FULL TIME OVERTIME	1,500.00	1,500.00	87.29	1,012.04	487.96	32.53 %
02-5-36-13111	PERA/ICMA	22,325.00	22,325.00	1,505.82	12,714.46	9,610.54	43.05 %
02-5-36-14151	MEDICARE	2,240.00	2,240.00	148.24	1,285.15	954.85	42.63 %
02-5-36-14211	WORKMENS COMPENSATION	4,760.00	4,760.00	372.26	2,608.26	2,151.74	45.20 %
02-5-36-14311	MEDICAL/DENTAL INSURANCE	45,830.00	45,830.00	3,507.36	27,999.07	17,830.93	38.91 %
02-5-36-14312	LIFE INSURANCE	590.00	590.00	0.00	0.00	590.00	100.00 %
02-5-36-14611	UNEMPLOYMENT INSURANCE	464.00	464.00	20.72	253.17	210.83	45.44 %
02-5-36-22111	GAS & OIL	1,000.00	1,000.00	0.00	672.97	327.03	32.70 %
02-5-36-22791	MISCELLANEOUS SUPPLIES	13,000.00	13,000.00	1,033.55	6,879.98	6,120.02	47.08 %
02-5-36-32111	TRAINING & TRAVEL	2,500.00	2,500.00	0.00	0.00	2,500.00	100.00 %
02-5-36-33211	TELEPHONE	650.00	650.00	44.03	307.22	342.78	52.74 %
02-5-36-33411	ELECTRICAL/GAS SERVICES	10,000.00	10,000.00	530.63	6,083.18	3,916.82	39.17 %
02-5-36-35111	VEHICLE REPAIR	750.00	750.00	0.00	46.18	703.82	93.84 %
02-5-36-35112	OUTSIDE SERVICES	1,500.00	1,500.00	0.00	160.16	1,339.84	89.32 %
02-5-36-35211	BLDG MAINT/REPAIR	3,000.00	3,000.00	0.00	968.95	2,031.05	67.70 %
02-5-36-37321	UNIFORM ALLOWANCE	1,000.00	1,000.00	0.00	0.00	1,000.00	100.00 %
02-5-36-37941	TOOL EXPENSE	4,000.00	4,000.00	0.00	1,671.61	2,328.39	58.21 %
02-5-36-45502	BULK FLUIDS	15,000.00	15,000.00	862.40	6,957.41	8,042.59	53.62 %
02-5-36-70521	OPERATING MACHINES & EQUIPMENT	15,000.00	15,000.00	0.00	5,415.65	9,584.35	63.90 %
	Department: 36 - FLEET MAINTENANCE Total:	**298,109.00**	**298,109.00**	**19,935.79**	**175,167.22**	**122,941.78**	**41.24%**
Department: 50 - CEMETERY							
02-5-50-11111	FULL TIME SALARIES	51,170.00	51,170.00	3,936.00	33,753.22	17,416.78	34.04 %
02-5-50-11116	SALARIES-SEASONAL	16,730.00	16,730.00	2,830.72	12,308.49	4,421.51	26.43 %
02-5-50-12111	FULL TIME OVERTIME	1,000.00	1,000.00	0.00	701.10	298.90	29.89 %
02-5-50-13111	PERA/ICMA	9,956.00	9,956.00	939.11	6,241.71	3,714.29	37.31 %
02-5-50-14151	MEDICARE	999.00	999.00	92.45	629.85	369.15	36.95 %
02-5-50-14211	WORKMENS COMPENSATION	4,980.00	4,980.00	389.94	3,256.01	1,723.99	34.62 %
02-5-50-14311	MEDICAL/DENTAL INSURANCE	12,810.00	12,810.00	984.04	8,364.34	4,445.66	34.70 %
02-5-50-14312	LIFE INSURANCE	260.00	260.00	0.00	0.00	260.00	100.00 %
02-5-50-14611	UNEMPLOYMENT INSURANCE	207.00	207.00	12.75	112.68	94.32	45.57 %
02-5-50-21111	GENERAL OFFICE SUPPLIES	500.00	500.00	0.00	150.00	350.00	70.00 %
02-5-50-22791	MISCELLANEOUS SUPPLIES	2,500.00	2,500.00	189.99	1,675.25	824.75	32.99 %
02-5-50-32111	TRAINING & TRAVEL	400.00	400.00	0.00	0.00	400.00	100.00 %
02-5-50-33211	TELEPHONE	400.00	400.00	76.51	530.02	-130.02	-32.51 %
02-5-50-35111	VEHICLE REPAIR	500.00	500.00	0.00	162.38	337.62	67.52 %
02-5-50-35211	BLDG MAINT/REPAIR	500.00	500.00	295.00	295.00	205.00	41.00 %
02-5-50-35501	OTHER EXPENSES	700.00	700.00	0.00	120.00	580.00	82.86 %
02-5-50-37321	UNIFORM ALLOWANCE	500.00	500.00	0.00	0.00	500.00	100.00 %
02-5-50-41101	EQUIPMENT-REPAIR & MNX	2,000.00	2,000.00	203.61	1,977.16	22.84	1.14 %
	Department: 50 - CEMETERY Total:	**106,112.00**	**106,112.00**	**9,950.12**	**70,277.21**	**35,834.79**	**33.77%**
Department: 51 - PARKS MAINTENANCE							
02-5-51-11111	FULL TIME SALARIES	285,550.00	285,550.00	21,159.49	168,089.17	117,460.83	41.13 %
02-5-51-11116	SALARIES-SEASONAL	55,020.00	55,020.00	11,178.31	36,426.80	18,593.20	33.79 %
02-5-51-12111	FULL TIME OVERTIME	6,000.00	6,000.00	1,292.44	8,072.21	-2,072.21	-34.54 %
02-5-51-13111	PERA/ICMA	50,079.00	50,079.00	4,781.78	29,210.28	20,868.72	41.67 %
02-5-51-14151	MEDICARE	5,025.00	5,025.00	470.75	2,943.81	2,081.19	41.42 %
02-5-51-14211	WORKMENS COMPENSATION	13,990.00	13,990.00	1,095.38	7,674.83	6,315.17	45.14 %
02-5-51-14311	MEDICAL/DENTAL INSURANCE	50,410.00	50,410.00	4,105.09	34,050.84	16,359.16	32.45 %
02-5-51-14312	LIFE INSURANCE	1,250.00	1,250.00	0.00	0.00	1,250.00	100.00 %
02-5-51-14611	UNEMPLOYMENT INSURANCE	1,040.00	1,040.00	65.12	527.33	512.67	49.30 %
02-5-51-22111	GAS & OIL	12,000.00	12,000.00	3,063.00	10,626.11	1,373.89	11.45 %
02-5-51-22791	MISCELLANEOUS SUPPLIES	25,000.00	25,000.00	2,656.88	27,441.37	-2,441.37	-9.77 %
02-5-51-23711	PUMPS/PIPES/FITTINGS	12,000.00	12,000.00	0.00	9,280.11	2,719.89	22.67 %

		Original Total Budget	Current Total Budget	Period Activity	Fiscal Activity	Variance Favorable (Unfavorable)	Percent Remaining
02-5-51-32111	TRAINING & TRAVEL	2,000.00	2,000.00	1,120.00	1,869.04	130.96	6.55 %
02-5-51-33211	TELEPHONE	1,000.00	1,000.00	172.90	949.22	50.78	5.08 %
02-5-51-33411	ELECTRICAL/GAS SERVICES	25,000.00	25,000.00	3,831.78	19,565.10	5,434.90	21.74 %
02-5-51-33413	PROPANE	200.00	200.00	0.00	195.53	4.47	2.24 %
02-5-51-34311	EQUIPMENT RENTAL	10,000.00	10,000.00	0.00	0.00	10,000.00	100.00 %
02-5-51-35104	OUTSIDE SVS	10,000.00	10,000.00	4,650.00	11,000.00	-1,000.00	-10.00 %
02-5-51-35111	VEHICLE REPAIR	3,500.00	3,500.00	293.08	1,659.78	1,840.22	52.58 %
02-5-51-35211	BLDG MAINT/REPAIR	2,500.00	2,500.00	0.00	3,637.73	-1,137.73	-45.51 %
02-5-51-35421	RANCH MAINTENANCE	7,000.00	7,000.00	0.00	6,600.00	400.00	5.71 %
02-5-51-35502	WEED MANAGEMENT	16,000.00	16,000.00	7,861.17	14,023.65	1,976.35	12.35 %
02-5-51-37321	UNIFORM ALLOWANCE	2,000.00	2,000.00	629.93	1,345.84	654.16	32.71 %
02-5-51-41101	EQUIPMENT-REPAIR & MNX	10,000.00	10,000.00	2,170.92	7,320.25	2,679.75	26.80 %
02-5-51-69812	TRANSFERS OUT	10,000.00	10,000.00	0.00	10,000.00	0.00	0.00 %
02-5-51-74811	PARKS/RECREATIONAL FACILITIES	46,000.00	46,000.00	9,237.50	13,187.50	32,812.50	71.33 %
02-5-51-74812	LANDSCAPING/BEAUTIFICATION	20,000.00	20,000.00	1,744.90	12,493.47	7,506.53	37.53 %
	Department: 51 - PARKS MAINTENANCE Total:	**682,564.00**	**682,564.00**	**81,580.42**	**438,189.97**	**244,374.03**	**35.80%**
	Total Revenues	**13,261,542.41**	**13,765,802.41**	**1,030,612.30**	**9,137,736.10**	**-4,628,066.31**	**33.62%**
	Total Expenses	**13,604,203.60**	**14,205,791.60**	**899,541.10**	**7,913,228.81**	**6,292,562.79**	**44.30%**
	Fund: 02 - GENERAL FUND Surplus (Deficit):	**-342,661.19**	**-439,989.19**	**131,071.20**	**1,224,507.29**	**1,664,496.48**	**378.30%**
Fund: 03 - ENTERPRISE FUND							
Department: 00 - UNDESIGNATED							
03-4-00-63361	OTHER GRANTS	40,000.00	623,872.00	0.00	546,210.43	-77,661.57	12.45 %
03-4-00-63450	ACCRETION CREDIT LEASE REVENUE	65,000.00	65,000.00	0.00	0.00	-65,000.00	100.00 %
03-4-00-63699	ARPA GRANT REVENUE	400,000.00	641,075.00	0.00	241,075.00	-400,000.00	62.40 %
03-4-00-64511	EF SANITATION SERVICE CHARGES	1,530,000.00	1,530,000.00	134,130.62	1,046,266.90	-483,733.10	31.62 %
03-4-00-64711	EF WATER SERVICE CHARGES	2,065,000.00	2,065,000.00	241,712.00	1,281,420.37	-783,579.63	37.95 %
03-4-00-64721	EF WATER TAP FEES	50,000.00	50,000.00	3,860.00	30,795.00	-19,205.00	38.41 %
03-4-00-64811	EF SEWER SERVICE CHARGES	1,225,000.00	1,225,000.00	115,335.78	911,154.61	-313,845.39	25.62 %
03-4-00-64821	EF SEWER TAP FEES	15,000.00	15,000.00	1,000.00	10,250.00	-4,750.00	31.67 %
03-4-00-64891	E ALAMOSA MONTHLY FEES	55,000.00	55,000.00	4,773.56	38,831.69	-16,168.31	29.40 %
03-4-00-67111	INTEREST ON INVESTMENTS	2,000.00	2,000.00	0.00	2,683.98	683.98	134.20 %
03-4-00-68191	GENERAL GOVT MISCELLANEOUS	0.00	0.00	0.00	-100.00	-100.00	0.00 %
03-4-00-68192	CASH LONG/SHORT	200.00	200.00	1.00	-39.16	-239.16	119.58 %
03-4-00-68376	TELECOMMUNICATIONS PASSTHRU	20,000.00	20,000.00	0.00	0.00	-20,000.00	100.00 %
03-4-00-68394	RECYCLING REVENUE	40,000.00	40,000.00	14,934.15	61,461.30	21,461.30	153.65 %
03-4-00-69292	TRANSFER IN	767,250.00	767,250.00	0.00	767,250.00	0.00	0.00 %
	Department: 00 - UNDESIGNATED Total:	**6,274,450.00**	**7,099,397.00**	**515,747.11**	**4,937,260.12**	**-2,162,136.88**	**30.46%**
Department: 01 - WATER DEPARTMENT							
03-5-01-11111	FULL TIME SALARIES	262,070.00	262,070.00	25,555.16	220,640.60	41,429.40	15.81 %
03-5-01-12111	FULL TIME OVERTIME	12,000.00	12,000.00	728.69	4,351.78	7,648.22	63.74 %
03-5-01-13111	PERA/ICMA	39,603.00	39,603.00	3,712.94	30,945.13	8,657.87	21.86 %
03-5-01-14151	MEDICARE	3,974.00	3,974.00	365.49	3,126.53	847.47	21.33 %
03-5-01-14211	WORKMENS COMPENSATION	12,570.00	12,570.00	983.70	6,892.34	5,677.66	45.17 %
03-5-01-14311	MEDICAL/DENTAL INSURANCE	36,860.00	36,860.00	3,293.79	29,639.09	7,220.91	19.59 %
03-5-01-14312	LIFE INSURANCE	1,180.00	1,180.00	0.00	0.00	1,180.00	100.00 %
03-5-01-14611	UNEMPLOYMENT INSURANCE	822.00	822.00	50.41	577.06	244.94	29.80 %
03-5-01-22111	GAS & OIL	12,000.00	12,000.00	479.69	7,156.75	4,843.25	40.36 %
03-5-01-22791	MISCELLANEOUS SUPPLIES	9,000.00	9,000.00	829.30	6,304.92	2,695.08	29.95 %
03-5-01-23711	PUMPS/PIPES/FITTINGS	52,500.00	52,500.00	750.17	16,979.82	35,520.18	67.66 %
03-5-01-31651	LAB SERVICES-TESTING	1,500.00	1,500.00	0.00	0.00	1,500.00	100.00 %
03-5-01-32111	TRAINING & TRAVEL	3,000.00	3,000.00	0.00	990.78	2,009.22	66.97 %
03-5-01-32311	MEMBERSHIP & DUES	1,700.00	1,700.00	0.00	410.00	1,290.00	75.88 %
03-5-01-33211	TELEPHONE	1,000.00	1,000.00	80.08	560.56	439.44	43.94 %
03-5-01-33411	ELECTRICAL/GAS SERVICES	125,000.00	125,000.00	11,312.32	74,339.64	50,660.36	40.53 %
03-5-01-35111	VEHICLE REPAIR	8,000.00	8,000.00	843.08	2,964.12	5,035.88	62.95 %
03-5-01-35211	BLDG MAINT/REPAIR	8,000.00	8,000.00	105.44	850.64	7,149.36	89.37 %
03-5-01-35311	METER REPAIRS	26,250.00	26,250.00	3,006.35	22,584.29	3,665.71	13.96 %

		Original Total Budget	Current Total Budget	Period Activity	Fiscal Activity	Variance Favorable (Unfavorable)	Percent Remaining
03-5-01-35321	WATER CONSERVATION	7,000.00	7,000.00	0.00	0.00	7,000.00	100.00 %
03-5-01-35341	MAINTENANCE AGREEMENT	8,000.00	8,000.00	0.00	6,479.32	1,520.68	19.01 %
03-5-01-35610	COLORADO DIG 811	1,500.00	1,500.00	64.79	336.04	1,163.96	77.60 %
03-5-01-37100	WATER TOWER TELECOMMUNICATI...	20,000.00	20,000.00	0.00	3,500.00	16,500.00	82.50 %
03-5-01-37141	REFUNDING BOND INTEREST	107,413.00	107,413.00	0.00	56,106.25	51,306.75	47.77 %
03-5-01-37321	UNIFORM ALLOWANCE	1,500.00	1,500.00	0.00	444.37	1,055.63	70.38 %
03-5-01-38833	OPERATING MACHINES & EQUIP	1,000.00	1,000.00	0.00	324.52	675.48	67.55 %
03-5-01-38844	EQUIPMENT REBUILDING/REPAIR	6,000.00	6,000.00	0.00	320.27	5,679.73	94.66 %
03-5-01-50952	BOND PRINCIPAL PAYMENTS	240,000.00	240,000.00	0.00	240,000.00	0.00	0.00 %
03-5-01-69812	TRANSFERS OUT	350,585.00	350,585.00	0.00	350,585.00	0.00	0.00 %
03-5-01-70111	VEHICLE REPLACEMENT	40,000.00	40,000.00	0.00	0.00	40,000.00	100.00 %
03-5-01-70131	HEAVY EQUIPMENT	20,000.00	475,000.00	0.00	475,028.20	-28.20	-0.01 %
03-5-01-72241	WELLS: REPAIR/REPLACE	546,000.00	546,000.00	0.00	1,531.63	544,468.37	99.72 %
03-5-01-72331	WATER DISTRIBUTION SYSTEM	450,353.00	450,353.00	105,782.91	176,608.23	273,744.77	60.78 %
03-5-01-72335	AUGMENTATION PLAN	772,000.00	772,000.00	1,902.50	20,113.50	751,886.50	97.39 %
	Department: 01 - WATER DEPARTMENT Total:	**3,188,380.00**	**3,643,380.00**	**159,846.81**	**1,760,691.38**	**1,882,688.62**	**51.67%**
Department: 02 - SEWER DEPARTMENT							
03-5-02-11111	FULL TIME SALARIES	246,410.00	246,410.00	11,338.50	96,884.34	149,525.66	60.68 %
03-5-02-12111	FULL TIME OVERTIME	15,000.00	15,000.00	269.37	1,890.64	13,109.36	87.40 %
03-5-02-13111	PERA/ICMA	37,774.00	37,774.00	1,625.91	13,475.50	24,298.50	64.33 %
03-5-02-14151	MEDICARE	3,790.00	3,790.00	160.05	1,362.00	2,428.00	64.06 %
03-5-02-14211	WORKMENS COMPENSATION	8,050.00	8,050.00	630.24	4,415.80	3,634.20	45.15 %
03-5-02-14311	MEDICAL/DENTAL INSURANCE	58,370.00	58,370.00	1,501.84	12,765.64	45,604.36	78.13 %
03-5-02-14312	LIFE INSURANCE	1,130.00	1,130.00	0.00	0.00	1,130.00	100.00 %
03-5-02-14611	UNEMPLOYMENT INSURANCE	784.00	784.00	22.08	264.30	519.70	66.29 %
03-5-02-22111	GAS & OIL	8,000.00	8,000.00	1,475.43	8,564.72	-564.72	-7.06 %
03-5-02-22791	MISCELLANEOUS SUPPLIES	3,500.00	3,500.00	197.72	3,500.25	-0.25	-0.01 %
03-5-02-23711	PIPES/FITTINGS	7,000.00	7,000.00	0.00	932.10	6,067.90	86.68 %
03-5-02-31651	LAB SERVICES-TESTING	300.00	300.00	0.00	0.00	300.00	100.00 %
03-5-02-32111	TRAINING & TRAVEL	3,000.00	3,000.00	0.00	1,205.61	1,794.39	59.81 %
03-5-02-33211	TELEPHONE	1,200.00	1,200.00	79.18	603.48	596.52	49.71 %
03-5-02-33411	ELECTRICAL/GAS SERVICES	30,000.00	30,000.00	4,959.13	21,344.43	8,655.57	28.85 %
03-5-02-35111	VEHICLE REPAIR	3,000.00	3,000.00	61.04	3,265.72	-265.72	-8.86 %
03-5-02-35211	BLDG MAINT/REPAIR	500.00	500.00	0.00	287.31	212.69	42.54 %
03-5-02-35610	COLORADO 811 DIG	1,500.00	1,500.00	0.00	59.32	1,440.68	96.05 %
03-5-02-37321	UNIFORM ALLOWANCE	1,500.00	1,500.00	0.00	654.39	845.61	56.37 %
03-5-02-38833	OPERATING MACHINES & EQUIP	2,000.00	2,000.00	122.78	617.73	1,382.27	69.11 %
03-5-02-38844	LIFT STATION PUMPS	25,000.00	25,000.00	72.25	72.25	24,927.75	99.71 %
03-5-02-69812	TRANSFERS OUT	347,142.00	347,142.00	0.00	347,142.00	0.00	0.00 %
03-5-02-70111	VEHICLE REPLACEMENT	90,000.00	159,000.00	0.00	138,572.99	20,427.01	12.85 %
03-5-02-70131	HEAVY EQUIPMENT	20,000.00	8,522.00	0.00	0.00	8,522.00	100.00 %
03-5-02-71221	SEWER SYSTEM IMPROVEMENTS	230,353.00	230,353.00	23,908.90	116,278.16	114,074.84	49.52 %
03-5-02-71241	LIFT STATIONS: REPAIR/REPLACE	400,000.00	400,000.00	1,500.00	1,627.50	398,372.50	99.59 %
03-5-02-73511	STORM DRAINAGE	1,030,619.00	1,341,342.00	129,748.44	1,009,513.83	331,828.17	24.74 %
	Department: 02 - SEWER DEPARTMENT Total:	**2,575,922.00**	**2,944,167.00**	**177,672.86**	**1,785,300.01**	**1,158,866.99**	**39.36%**
Department: 03 - SANITATION DEPARTMENT							
03-5-03-11111	FULL TIME SALARIES	431,460.00	431,460.00	33,356.59	284,848.27	146,611.73	33.98 %
03-5-03-12111	FULL TIME OVERTIME	14,000.00	14,000.00	798.53	6,238.08	7,761.92	55.44 %
03-5-03-13111	PERA/ICMA	64,369.00	64,369.00	4,753.11	39,362.79	25,006.21	38.85 %
03-5-03-14151	MEDICARE	6,459.00	6,459.00	469.93	3,996.63	2,462.37	38.12 %
03-5-03-14211	WORKMENS COMPENSATION	47,330.00	47,330.00	4,188.38	27,671.36	19,658.64	41.54 %
03-5-03-14311	MEDICAL/DENTAL INSURANCE	70,110.00	70,110.00	5,699.50	50,169.17	19,940.83	28.44 %
03-5-03-14312	LIFE INSURANCE	1,920.00	1,920.00	0.00	0.00	1,920.00	100.00 %
03-5-03-14611	UNEMPLOYMENT INSURANCE	1,336.00	1,336.00	64.83	777.90	558.10	41.77 %
03-5-03-22111	GAS & OIL	62,400.00	62,400.00	7,768.66	46,563.45	15,836.55	25.38 %
03-5-03-22791	MISCELLANEOUS SUPPLIES	5,000.00	5,000.00	241.18	1,828.79	3,171.21	63.42 %
03-5-03-32211	TUITION & TRAINING	1,000.00	1,000.00	0.00	0.00	1,000.00	100.00 %
03-5-03-32311	MEMBERSHIP & DUES	0.00	0.00	0.00	268.00	-268.00	0.00 %

		Original Total Budget	Current Total Budget	Period Activity	Fiscal Activity	Variance Favorable (Unfavorable)	Percent Remaining
03-5-03-33211	TELEPHONE	1,200.00	1,200.00	88.06	614.44	585.56	48.80 %
03-5-03-33411	ELECTRICAL/GAS SERVICES	11,000.00	11,000.00	338.72	5,803.63	5,196.37	47.24 %
03-5-03-35111	VEHICLE REPAIR	30,000.00	30,000.00	3,301.16	22,616.48	7,383.52	24.61 %
03-5-03-35211	BLDG MAINT/REPAIR	1,500.00	1,500.00	8.63	509.78	990.22	66.01 %
03-5-03-35381	DUMPSTER/POLYKART REPAIR	25,000.00	30,000.00	14.36	24,881.65	5,118.35	17.06 %
03-5-03-37321	UNIFORM ALLOWANCE	3,500.00	3,500.00	150.00	764.78	2,735.22	78.15 %
03-5-03-37931	LANDFILL FEES	116,700.00	116,700.00	9,838.25	62,930.59	53,769.41	46.07 %
03-5-03-37932	RECYCLING	13,000.00	58,000.00	81.82	57,821.24	178.76	0.31 %
03-5-03-69812	TRANSFERS OUT	249,327.00	249,327.00	0.00	249,327.00	0.00	0.00 %
03-5-03-70111	VEHICLE REPLACEMENT	230,000.00	230,000.00	220,553.14	220,553.14	9,446.86	4.11 %
	Department: 03 - SANITATION DEPARTMENT Total:	**1,386,611.00**	**1,436,611.00**	**291,714.85**	**1,107,547.17**	**329,063.83**	**22.91%**
Department: 05 - SEWAGE TREATMENT							
03-5-05-11111	FULL TIME SALARIES	57,200.00	57,200.00	4,891.20	42,004.62	15,195.38	26.57 %
03-5-05-12111	FULL TIME OVERTIME	1,150.00	1,150.00	328.32	1,207.82	-57.82	-5.03 %
03-5-05-13111	PERA/ICMA	8,432.00	8,432.00	696.74	5,603.45	2,828.55	33.55 %
03-5-05-14151	MEDICARE	846.00	846.00	68.59	566.25	279.75	33.07 %
03-5-05-14211	WORKMENS COMPENSATION	2,140.00	2,140.00	167.33	1,172.41	967.59	45.21 %
03-5-05-14311	MEDICAL/DENTAL INSURANCE	15,280.00	15,280.00	1,162.08	9,877.68	5,402.32	35.36 %
03-5-05-14312	LIFE INSURANCE	250.00	250.00	0.00	0.00	250.00	100.00 %
03-5-05-14611	UNEMPLOYMENT INSURANCE	175.00	175.00	9.46	110.65	64.35	36.77 %
03-5-05-22111	GAS & OIL	1,500.00	1,500.00	582.00	852.27	647.73	43.18 %
03-5-05-22112	BULK FLUIDS	2,000.00	2,000.00	0.00	507.10	1,492.90	74.65 %
03-5-05-22391	TREATMENT CHEMICALS/LAB	4,000.00	4,000.00	0.00	3,589.48	410.52	10.26 %
03-5-05-22791	MISCELLANEOUS SUPPLIES	1,500.00	1,500.00	48.87	234.55	1,265.45	84.36 %
03-5-05-31600	REMOVAL OF BIOSOLIDS	60,000.00	60,000.00	0.00	0.00	60,000.00	100.00 %
03-5-05-31651	LAB SERVICES-TESTING	45,000.00	45,000.00	808.03	22,403.09	22,596.91	50.22 %
03-5-05-31681	DISCHARGE PERMIT FEES	25,000.00	25,000.00	14,035.00	14,035.00	10,965.00	43.86 %
03-5-05-32111	TRAINING & TRAVEL	2,500.00	2,500.00	0.00	1,089.77	1,410.23	56.41 %
03-5-05-33211	TELEPHONE	600.00	600.00	44.03	307.22	292.78	48.80 %
03-5-05-33411	ELECTRICAL/GAS SERVICES	135,000.00	135,000.00	12,470.80	88,836.24	46,163.76	34.20 %
03-5-05-35111	VEHICLE REPAIR	500.00	500.00	0.00	0.00	500.00	100.00 %
03-5-05-35211	BLDG MAINT/REPAIR	7,000.00	7,000.00	0.00	1,187.29	5,812.71	83.04 %
03-5-05-37321	UNIFORM ALLOWANCE	325.00	325.00	0.00	129.11	195.89	60.27 %
03-5-05-38844	EQUIPMENT REBUILDING/REPAIR	45,000.00	45,000.00	1,278.00	6,801.14	38,198.86	84.89 %
03-5-05-69812	TRANSFERS OUT	42,553.00	42,553.00	0.00	42,553.00	0.00	0.00 %
03-5-05-70521	OPERATING MACHINES & EQUIPMENT	65,000.00	65,000.00	0.00	26,686.00	38,314.00	58.94 %
03-5-05-70981	BUILDING IMPROVEMENTS	80,000.00	170,350.00	0.00	5,558.60	164,791.40	96.74 %
	Department: 05 - SEWAGE TREATMENT Total:	**602,951.00**	**693,301.00**	**36,590.45**	**275,312.74**	**417,988.26**	**60.29%**
Department: 06 - WATER TREATMENT							
03-5-06-11111	FULL TIME SALARIES	71,060.00	71,060.00	5,921.23	50,654.68	20,405.32	28.72 %
03-5-06-12111	FULL TIME OVERTIME	5,000.00	5,000.00	64.95	1,582.72	3,417.28	68.35 %
03-5-06-13111	PERA/ICMA	10,991.00	10,991.00	815.78	6,947.60	4,043.40	36.79 %
03-5-06-14151	MEDICARE	1,103.00	1,103.00	80.31	702.24	400.76	36.33 %
03-5-06-14211	WORKMENS COMPENSATION	3,070.00	3,070.00	240.29	1,683.60	1,386.40	45.16 %
03-5-06-14311	MEDICAL/DENTAL INSURANCE	12,050.00	12,050.00	893.92	7,598.32	4,451.68	36.94 %
03-5-06-14312	LIFE INSURANCE	330.00	330.00	0.00	0.00	330.00	100.00 %
03-5-06-14611	UNEMPLOYMENT INSURANCE	228.00	228.00	11.07	137.11	90.89	39.86 %
03-5-06-22111	GAS & OIL	2,210.00	2,210.00	65.20	1,048.67	1,161.33	52.55 %
03-5-06-22391	TREATMENT CHEMICALS/LAB	165,000.00	165,000.00	26,756.38	85,371.43	79,628.57	48.26 %
03-5-06-22791	MISCELLANEOUS SUPPLIES	4,000.00	4,000.00	237.76	1,802.63	2,197.37	54.93 %
03-5-06-31651	LAB SERVICES-TESTING	8,000.00	8,000.00	62.27	6,367.36	1,632.64	20.41 %
03-5-06-32111	TRAINING & TRAVEL	2,000.00	2,000.00	0.00	1,020.00	980.00	49.00 %
03-5-06-33211	TELEPHONE	600.00	600.00	44.03	307.22	292.78	48.80 %
03-5-06-33411	ELECTRICAL/GAS SERVICES	92,000.00	92,000.00	10,664.02	54,596.63	37,403.37	40.66 %
03-5-06-34105	BLDG MAINT/REPAIR	4,000.00	4,000.00	0.00	7,902.55	-3,902.55	-97.56 %
03-5-06-34106	MNX AGREEMENTS	12,600.00	12,600.00	4,540.00	12,490.00	110.00	0.87 %
03-5-06-35111	VEHICLE REPAIR	750.00	750.00	111.82	125.45	624.55	83.27 %
03-5-06-37321	UNIFORM ALLOWANCE	325.00	325.00	150.00	279.11	45.89	14.12 %

		Original Total Budget	Current Total Budget	Period Activity	Fiscal Activity	Variance Favorable (Unfavorable)	Percent Remaining
03-5-06-38844	EQUIPMENT REBUILDING/REPAIR	45,000.00	45,000.00	3,557.63	13,664.32	31,335.68	69.63 %
03-5-06-69812	TRANSFERS OUT	42,368.00	42,368.00	0.00	42,368.00	0.00	0.00 %
03-5-06-70113	MEMBRANE REPLACEMENT	130,000.00	130,000.00	0.00	41,490.00	88,510.00	68.08 %
03-5-06-70981	BUILDING IMPROVEMENTS	176,000.00	176,000.00	0.00	5,108.60	170,891.40	97.10 %
	Department: 06 - WATER TREATMENT Total:	**788,685.00**	**788,685.00**	**54,216.66**	**343,248.24**	**445,436.76**	**56.48%**
	Total Revenues	**6,274,450.00**	**7,099,397.00**	**515,747.11**	**4,937,260.12**	**-2,162,136.88**	**30.46%**
	Total Expenses	**8,542,549.00**	**9,506,144.00**	**720,041.63**	**5,272,099.54**	**4,234,044.46**	**44.54%**
	Fund: 03 - ENTERPRISE FUND Surplus (Deficit):	**-2,268,099.00**	**-2,406,747.00**	**-204,294.52**	**-334,839.42**	**2,071,907.58**	**86.09%**
Fund: 04 - CAPITAL IMPROVEMENTS							
Department: 00 - UNDESIGNATED							
04-4-00-69292	TRANSFER IN	407,500.00	407,500.00	0.00	257,500.00	-150,000.00	36.81 %
	Department: 00 - UNDESIGNATED Total:	**407,500.00**	**407,500.00**	**0.00**	**257,500.00**	**-150,000.00**	**36.81%**
Department: 40 - CAPITAL IMPROVEMENTS							
04-5-40-69812	TRANSFERS OUT	1,016,450.00	1,016,450.00	0.00	1,016,450.00	0.00	0.00 %
	Department: 40 - CAPITAL IMPROVEMENTS Total:	**1,016,450.00**	**1,016,450.00**	**0.00**	**1,016,450.00**	**0.00**	**0.00%**
	Total Revenues	**407,500.00**	**407,500.00**	**0.00**	**257,500.00**	**-150,000.00**	**36.81%**
	Total Expenses	**1,016,450.00**	**1,016,450.00**	**0.00**	**1,016,450.00**	**0.00**	**0.00%**
	Fund: 04 - CAPITAL IMPROVEMENTS Surplus (Deficit):	**-608,950.00**	**-608,950.00**	**0.00**	**-758,950.00**	**-150,000.00**	**-24.63%**
Fund: 05 - STREETS TRUST FUND							
Department: 00 - UNDESIGNATED							
05-4-00-61311	GENERAL SALES TAX	1,623,000.00	1,623,000.00	157,370.22	1,150,255.40	-472,744.60	29.13 %
05-4-00-69292	TRANSFER IN	500,000.00	500,000.00	0.00	500,000.00	0.00	0.00 %
	Department: 00 - UNDESIGNATED Total:	**2,123,000.00**	**2,123,000.00**	**157,370.22**	**1,650,255.40**	**-472,744.60**	**22.27%**
Department: 40 - CAPITAL IMPROVEMENTS							
05-5-40-73112	STREET IMPROVEMENTS	2,491,499.00	2,491,499.00	303,691.03	1,519,600.67	971,898.33	39.01 %
05-5-40-73113	STREET MAINTENANCE	300,000.00	300,000.00	0.00	44,313.50	255,686.50	85.23 %
05-5-40-73114	CONCRETE REPLACEMENT	100,000.00	100,000.00	23,921.50	45,275.75	54,724.25	54.72 %
	Department: 40 - CAPITAL IMPROVEMENTS Total:	**2,891,499.00**	**2,891,499.00**	**327,612.53**	**1,609,189.92**	**1,282,309.08**	**44.35%**
	Total Revenues	**2,123,000.00**	**2,123,000.00**	**157,370.22**	**1,650,255.40**	**-472,744.60**	**22.27%**
	Total Expenses	**2,891,499.00**	**2,891,499.00**	**327,612.53**	**1,609,189.92**	**1,282,309.08**	**44.35%**
	Fund: 05 - STREETS TRUST FUND Surplus (Deficit):	**-768,499.00**	**-768,499.00**	**-170,242.31**	**41,065.48**	**809,564.48**	**105.34%**
Fund: 06 - CEMETERY ENDOWMENT							
Department: 00 - UNDESIGNATED							
06-4-00-64911	CEF CEMETERY SPACE SALES	30,000.00	30,000.00	4,950.00	24,000.00	-6,000.00	20.00 %
06-4-00-67111	INTEREST ON INVESTMENTS	50.00	50.00	0.00	0.00	-50.00	100.00 %
	Department: 00 - UNDESIGNATED Total:	**30,050.00**	**30,050.00**	**4,950.00**	**24,000.00**	**-6,050.00**	**20.13%**
Department: 59 - CEMETERY ENDOWMENT							
06-5-59-22111	GAS & OIL	1,400.00	1,400.00	679.25	3,177.62	-1,777.62	-126.97 %
06-5-59-33413	PROPANE	1,000.00	1,000.00	0.00	803.73	196.27	19.63 %
06-5-59-43411	IRRIGATION/SPRINKLER SYSTEMS	7,000.00	7,000.00	0.00	6,135.76	864.24	12.35 %
06-5-59-43621	CEMETERY IMPROVEMENTS	10,000.00	10,000.00	0.00	0.00	10,000.00	100.00 %
	Department: 59 - CEMETERY ENDOWMENT Total:	**19,400.00**	**19,400.00**	**679.25**	**10,117.11**	**9,282.89**	**47.85%**
	Total Revenues	**30,050.00**	**30,050.00**	**4,950.00**	**24,000.00**	**-6,050.00**	**20.13%**
	Total Expenses	**19,400.00**	**19,400.00**	**679.25**	**10,117.11**	**9,282.89**	**47.85%**
	Fund: 06 - CEMETERY ENDOWMENT Surplus (Deficit):	**10,650.00**	**10,650.00**	**4,270.75**	**13,882.89**	**3,232.89**	**-30.36%**
Fund: 09 - FIREMEN'S PENSION							
Department: 00 - UNDESIGNATED							
09-4-00-61111	GENERAL PROPERTY TAXES	44,000.00	44,000.00	1,009.26	43,701.66	-298.34	0.68 %
	Department: 00 - UNDESIGNATED Total:	**44,000.00**	**44,000.00**	**1,009.26**	**43,701.66**	**-298.34**	**0.68%**

		Original Total Budget	Current Total Budget	Period Activity	Fiscal Activity	Variance Favorable (Unfavorable)	Percent Remaining
Department: 09 - FIREMEN'S PENSION							
09-5-09-13221	FIRE RETIREMENT PLAN	44,000.00	44,000.00	0.00	0.00	44,000.00	100.00 %
	Department: 09 - FIREMEN'S PENSION Total:	**44,000.00**	**44,000.00**	**0.00**	**0.00**	**44,000.00**	**100.00%**
	Total Revenues	**44,000.00**	**44,000.00**	**1,009.26**	**43,701.66**	**-298.34**	**0.68%**
	Total Expenses	**44,000.00**	**44,000.00**	**0.00**	**0.00**	**44,000.00**	**100.00%**
	Fund: 09 - FIREMEN'S PENSION Surplus (Deficit):	**0.00**	**0.00**	**1,009.26**	**43,701.66**	**43,701.66**	**0.00%**
Fund: 11 - CONSERVATION TRUST							
Department: 00 - UNDESIGNATED							
11-4-00-67111	INTEREST ON INVESTMENTS	700.00	700.00	0.00	0.00	-700.00	100.00 %
11-4-00-68531	CTF STATE LOTTERY FUNDS	100,000.00	100,000.00	0.00	62,772.46	-37,227.54	37.23 %
	Department: 00 - UNDESIGNATED Total:	**100,700.00**	**100,700.00**	**0.00**	**62,772.46**	**-37,927.54**	**37.66%**
Department: 60 - CONSERVATION TRUST							
11-5-60-32911	OTHER REPAIRS & MNX	12,000.00	12,000.00	0.00	8,004.45	3,995.55	33.30 %
11-5-60-43941	LANDSCAPE AND TREES	5,000.00	5,000.00	0.00	3,910.84	1,089.16	21.78 %
11-5-60-74811	PARKS/RECREATIONAL FACILITIES	65,000.00	65,000.00	63,930.00	63,930.00	1,070.00	1.65 %
11-5-60-74900	PUBLIC TRAILS	27,500.00	27,500.00	0.00	0.00	27,500.00	100.00 %
	Department: 60 - CONSERVATION TRUST Total:	**109,500.00**	**109,500.00**	**63,930.00**	**75,845.29**	**33,654.71**	**30.73%**
	Total Revenues	**100,700.00**	**100,700.00**	**0.00**	**62,772.46**	**-37,927.54**	**37.66%**
	Total Expenses	**109,500.00**	**109,500.00**	**63,930.00**	**75,845.29**	**33,654.71**	**30.73%**
	Fund: 11 - CONSERVATION TRUST Surplus (Deficit):	**-8,800.00**	**-8,800.00**	**-63,930.00**	**-13,072.83**	**-4,272.83**	**-48.55%**
Fund: 12 - ACLC DEBT SERVICE							
Department: 00 - UNDESIGNATED							
12-4-00-69292	TRANSFER IN	539,140.00	539,140.00	0.00	539,140.00	0.00	0.00 %
	Department: 00 - UNDESIGNATED Total:	**539,140.00**	**539,140.00**	**0.00**	**539,140.00**	**0.00**	**0.00%**
Department: 61 - RECREATION DEBT SERV							
12-5-61-31631	ADMINISTRATIVE SERVICES	5,500.00	5,500.00	0.00	0.00	5,500.00	100.00 %
12-5-61-37111	REFUNDED BOND INTEREST	60,939.50	60,939.50	29,701.72	60,938.97	0.53	0.00 %
12-5-61-50952	BOND PRINCIPAL PAYMENTS	100,000.00	100,000.00	0.00	100,000.00	0.00	0.00 %
	Department: 61 - RECREATION DEBT SERV Total:	**166,439.50**	**166,439.50**	**29,701.72**	**160,938.97**	**5,500.53**	**3.30%**
Department: 65 - CITY HALL COMPLEX							
12-5-65-37111	REFUNDED BOND INTEREST	102,700.50	102,700.50	0.00	54,050.00	48,650.50	47.37 %
12-5-65-50952	BOND PRINCIPAL PAYMENTS	270,000.00	270,000.00	0.00	270,000.00	0.00	0.00 %
	Department: 65 - CITY HALL COMPLEX Total:	**372,700.50**	**372,700.50**	**0.00**	**324,050.00**	**48,650.50**	**13.05%**
	Total Revenues	**539,140.00**	**539,140.00**	**0.00**	**539,140.00**	**0.00**	**0.00%**
	Total Expenses	**539,140.00**	**539,140.00**	**29,701.72**	**484,988.97**	**54,151.03**	**10.04%**
	Fund: 12 - ACLC DEBT SERVICE Surplus (Deficit):	**0.00**	**0.00**	**-29,701.72**	**54,151.03**	**54,151.03**	**0.00%**
Fund: 13 - EMPLOYEE BENEFIT							
Department: 00 - UNDESIGNATED							
13-4-00-68191	MISCELLANEOUS REFUNDS	0.00	0.00	0.00	4,508.75	4,508.75	0.00 %
13-4-00-68221	EBF CITY CONTRIBUTION	1,143,500.00	1,143,500.00	77,609.84	660,310.34	-483,189.66	42.26 %
13-4-00-69221	CITY CONTR: LIFE/AD&D	27,000.00	27,000.00	0.00	0.00	-27,000.00	100.00 %
13-4-00-69222	EBF EMPLOYEE CONTRIBUTION	380,000.00	380,000.00	25,869.00	220,367.48	-159,632.52	42.01 %
	Department: 00 - UNDESIGNATED Total:	**1,550,500.00**	**1,550,500.00**	**103,478.84**	**885,186.57**	**-665,313.43**	**42.91%**
Department: 62 - EMPLOYEE BENEFIT							
13-5-62-14111	MAJOR MEDICAL PREMIUM	400,000.00	400,000.00	30,938.52	244,110.46	155,889.54	38.97 %
13-5-62-14112	MEDICAL PREM-LIFE/AD&D	27,000.00	27,000.00	0.00	15,236.64	11,763.36	43.57 %
13-5-62-14131	MEDICAL SELF-INSURANCE	871,798.00	871,798.00	84,563.94	411,974.28	459,823.72	52.74 %
13-5-62-14141	INSURANCE ADMINISTRATION	25,000.00	25,000.00	0.00	8,890.10	16,109.90	64.44 %
13-5-62-14151	DENTAL	81,000.00	81,000.00	6,423.90	46,165.97	34,834.03	43.00 %
13-5-62-14152	VISION	19,000.00	19,000.00	1,832.06	12,775.18	6,224.82	32.76 %
13-5-62-14161	WELLNESS	3,000.00	3,000.00	-949.39	1,883.50	1,116.50	37.22 %
13-5-62-14171	EAP	5,200.00	5,200.00	1,095.87	3,275.88	1,924.12	37.00 %

		Original Total Budget	Current Total Budget	Period Activity	Fiscal Activity	Variance Favorable (Unfavorable)	Percent Remaining
13-5-62-14181	TASC	5,000.00	5,000.00	308.28	1,867.32	3,132.68	62.65 %
	Department: 62 - EMPLOYEE BENEFIT Total:	**1,436,998.00**	**1,436,998.00**	**124,213.18**	**746,179.33**	**690,818.67**	**48.07%**
	Total Revenues	**1,550,500.00**	**1,550,500.00**	**103,478.84**	**885,186.57**	**-665,313.43**	**42.91%**
	Total Expenses	**1,436,998.00**	**1,436,998.00**	**124,213.18**	**746,179.33**	**690,818.67**	**48.07%**
	Fund: 13 - EMPLOYEE BENEFIT Surplus (Deficit):	**113,502.00**	**113,502.00**	**-20,734.34**	**139,007.24**	**25,505.24**	**-22.47%**
Fund: 19 - COMMUNITY RECREATION							
Department: 00 - UNDESIGNATED							
19-4-00-61311	GENERAL SALES TAX	1,623,000.00	1,623,000.00	157,370.22	1,150,255.40	-472,744.60	29.13 %
19-4-00-63314	GRANT REVENUE	32,500.00	126,340.00	0.00	6,109.10	-120,230.90	95.16 %
19-4-00-63699	ARPA GRANT REVENUE	0.00	0.00	0.00	537.96	537.96	0.00 %
19-4-00-64115	PHOTOCOPYING	5,000.00	5,000.00	396.05	2,966.70	-2,033.30	40.67 %
19-4-00-64116	MISCELLANEOUS/LIBRARY	2,000.00	2,000.00	167.81	928.86	-1,071.14	53.56 %
19-4-00-66110	BOOK FINES	2,000.00	2,000.00	20.60	547.70	-1,452.30	72.62 %
19-4-00-67111	INTEREST ON INVESTMENTS	750.00	750.00	0.00	3,814.76	3,064.76	508.63 %
19-4-00-68131	SPONSORSHIPS & DONATIONS	10,000.00	10,000.00	496.27	26,275.09	16,275.09	262.75 %
19-4-00-68141	LEASE AGREEMENT REVENUE	0.00	0.00	300.00	1,300.00	1,300.00	0.00 %
19-4-00-68161	SPECIAL OLYMPIC DONATION PASS T...	0.00	0.00	600.00	1,414.61	1,414.61	0.00 %
19-4-00-68191	GENERAL GOVT MISCELLANEOUS	6,000.00	6,000.00	96.35	3,098.30	-2,901.70	48.36 %
19-4-00-68371	REFUND OF EXPENDITURES	0.00	0.00	0.00	926.76	926.76	0.00 %
19-4-00-68411	COLLECTION CHARGES	100.00	100.00	0.00	0.00	-100.00	100.00 %
19-4-00-68511	CRF PROGRAM REVENUE	15,000.00	15,000.00	3,871.00	23,476.29	8,476.29	156.51 %
19-4-00-68512	ADULT SOFTBALL REVENUE	20,000.00	20,000.00	40.00	18,943.00	-1,057.00	5.29 %
19-4-00-68513	FAIRGROUNDS REVENUE	2,000.00	2,000.00	560.00	2,491.17	491.17	124.56 %
19-4-00-68514	PARK & SPECIAL EVENTS REVENUE	10,000.00	10,000.00	840.00	25,595.00	15,595.00	255.95 %
19-4-00-68517	BASKETBALL PROGRAMS	8,000.00	8,000.00	1,267.00	5,144.00	-2,856.00	35.70 %
19-4-00-68518	YOUTH BASEBALL/SOFTBALL REV	7,500.00	7,500.00	0.00	7,678.00	178.00	102.37 %
19-4-00-68519	AEROBICS PROGRAMS	0.00	0.00	70.00	655.00	655.00	0.00 %
19-4-00-68520	TENNIS PROGRAMS	1,000.00	1,000.00	0.00	748.00	-252.00	25.20 %
19-4-00-68521	VOLLEYBALL PROGRAMS	8,000.00	8,000.00	425.00	4,864.00	-3,136.00	39.20 %
19-4-00-68522	GYMNASTICS PROGRAMS	2,000.00	2,000.00	0.00	6,292.00	4,292.00	314.60 %
19-4-00-68523	RECREATION CENTER ROOM RENTAL	5,000.00	5,000.00	745.00	10,079.00	5,079.00	201.58 %
19-4-00-68524	HOCKEY	5,000.00	5,000.00	900.00	1,179.00	-3,821.00	76.42 %
19-4-00-68525	SOCCER	10,000.00	10,000.00	1,460.00	14,744.00	4,744.00	147.44 %
19-4-00-68526	WRESTLING	2,500.00	2,500.00	0.00	4,919.00	2,419.00	196.76 %
19-4-00-68530	RECREATION MEMBERSHIP FEE	45,000.00	45,000.00	6,806.00	49,185.37	4,185.37	109.30 %
19-4-00-68531	MULTI USE PAVILION REVENUE	25,000.00	25,000.00	1,643.00	14,713.00	-10,287.00	41.15 %
19-4-00-69003	GEN. WILD GRANT	595,521.00	595,521.00	0.00	595,520.83	-0.17	0.00 %
19-4-00-69292	TRANSFER IN	15,000.00	15,000.00	0.00	15,000.00	0.00	0.00 %
19-4-00-69527	GOLF PASSES	18,000.00	18,000.00	1,200.00	24,115.00	6,115.00	133.97 %
19-4-00-69528	GOLF TOURNAMENT REVENUE	15,000.00	15,000.00	23,935.00	40,355.28	25,355.28	269.04 %
19-4-00-69529	GOLF MEMBERSHIPS	170,000.00	170,000.00	375.00	164,894.50	-5,105.50	3.00 %
19-4-00-69530	GOLF GREEN FEES	90,000.00	90,000.00	24,850.00	108,160.25	18,160.25	120.18 %
19-4-00-69531	GOLF CART RENTAL/TRAIL FEES	50,000.00	50,000.00	15,913.67	74,687.23	24,687.23	149.37 %
19-4-00-69532	GOLF MERCHANDISE SALES	60,000.00	60,000.00	18,503.94	109,820.28	49,820.28	183.03 %
19-4-00-69534	GOLF RANGE FEES	9,000.00	9,000.00	2,164.62	11,662.85	2,662.85	129.59 %
19-4-00-69535	GOLF FACILTIY RENTAL	5,000.00	5,000.00	441.49	2,788.70	-2,211.30	44.23 %
19-4-00-69537	GOLF LIQUOR/BEVERAGE SALES	1,000.00	1,000.00	133.20	725.20	-274.80	27.48 %
19-4-00-69538	GOLF CART SHED RENTAL	49,000.00	49,000.00	0.00	31,200.00	-17,800.00	36.33 %
19-4-00-69539	GOLF HANDICAP FEES	500.00	500.00	225.00	710.00	210.00	142.00 %
19-4-00-69540	GOLF MISCELLANEOUS	4,000.00	4,000.00	5,884.55	6,468.11	2,468.11	161.70 %
19-4-00-69550	GOLF RESTAURANT RENTAL REVENUE	10,800.00	10,800.00	0.00	6,300.00	-4,500.00	41.67 %
19-4-00-69560	GOLF PRO LESSON REVENUE	7,000.00	7,000.00	1,440.00	6,149.00	-851.00	12.16 %
	Department: 00 - UNDESIGNATED Total:	**2,947,171.00**	**3,041,011.00**	**273,140.77**	**2,587,438.30**	**-453,572.70**	**14.92%**
Department: 54 - LIBRARY							
19-5-54-11111	FULL TIME SALARIES	152,980.00	152,980.00	11,933.95	115,031.83	37,948.17	24.81 %
19-5-54-11112	PART TIME SALARIES	137,060.00	137,060.00	9,355.86	79,184.38	57,875.62	42.23 %
19-5-54-12111	FULL TIME OVERTIME	300.00	300.00	49.64	318.15	-18.15	-6.05 %

		Original Total Budget	Current Total Budget	Period Activity	Fiscal Activity	Variance Favorable (Unfavorable)	Percent Remaining
19-5-54-13111	PERA/ICMA	41,954.00	41,954.00	3,005.06	26,968.70	14,985.30	35.72 %
19-5-54-14151	MEDICARE	4,210.00	4,210.00	295.80	2,727.18	1,482.82	35.22 %
19-5-54-14211	WORKMENS COMPENSATION	1,530.00	1,530.00	119.68	838.55	691.45	45.19 %
19-5-54-14311	MEDICAL/DENTAL INSURANCE	26,820.00	26,820.00	2,704.52	20,410.42	6,409.58	23.90 %
19-5-54-14312	LIFE INSURANCE	1,250.00	1,250.00	0.00	0.00	1,250.00	100.00 %
19-5-54-14611	UNEMPLOYMENT INSURANCE	871.00	871.00	40.82	521.51	349.49	40.13 %
19-5-54-21111	GENERAL OFFICE SUPPLIES	1,800.00	1,800.00	172.95	1,565.87	234.13	13.01 %
19-5-54-21131	POSTAGE	50.00	50.00	0.00	0.00	50.00	100.00 %
19-5-54-21151	PHOTOCOPIES	5,000.00	5,000.00	0.00	1,944.14	3,055.86	61.12 %
19-5-54-22451	ONLINE DATABASES	9,300.00	9,300.00	2,686.89	8,414.32	885.68	9.52 %
19-5-54-22791	MISCELLANEOUS SUPPLIES	5,600.00	5,600.00	29.95	3,852.56	1,747.44	31.20 %
19-5-54-31991	OTHER PROFESSIONAL SVS	100.00	100.00	0.00	0.00	100.00	100.00 %
19-5-54-32111	TRAINING & TRAVEL	1,500.00	1,500.00	120.00	937.47	562.53	37.50 %
19-5-54-32311	MEMBERSHIP & DUES	400.00	400.00	0.00	365.00	35.00	8.75 %
19-5-54-33111	ADVERTISING	350.00	350.00	0.00	89.00	261.00	74.57 %
19-5-54-33202	WIRELESS SERVICE	300.00	300.00	0.00	24.73	275.27	91.76 %
19-5-54-34511	COLLECTION EXPENSE	600.00	600.00	0.00	0.00	600.00	100.00 %
19-5-54-35101	LIBRARY MATERIALS: PRINT	35,000.00	35,000.00	3,995.11	22,156.51	12,843.49	36.70 %
19-5-54-35102	LIBRARY MATERIALS: NON-PRINT	6,500.00	6,500.00	563.21	4,012.93	2,487.07	38.26 %
19-5-54-35341	MAINTENANCE AGREEMENT	2,800.00	2,800.00	0.00	0.00	2,800.00	100.00 %
19-5-54-35372	SUMMER READING	3,000.00	3,000.00	311.52	3,014.71	-14.71	-0.49 %
19-5-54-35391	RADIO EQUIP REPAIR & MAINTENAN...	150.00	150.00	0.00	0.00	150.00	100.00 %
19-5-54-38822	OFFICE EQUIPMENT	700.00	700.00	0.00	0.00	700.00	100.00 %
19-5-54-39101	GRANT EXPENDITURE	4,500.00	4,500.00	0.00	3,372.01	1,127.99	25.07 %
19-5-54-39726	GENEALOGY	250.00	250.00	0.00	0.00	250.00	100.00 %
19-5-54-45101	FRIENDS & CHILDREN'S ENRICHMENT...	5,986.00	14,020.00	0.00	8,357.19	5,662.81	40.39 %
19-5-54-69812	TRANSFERS OUT	13,356.00	13,356.00	0.00	13,356.00	0.00	0.00 %
	Department: 54 - LIBRARY Total:	**464,217.00**	**472,251.00**	**35,384.96**	**317,463.16**	**154,787.84**	**32.78%**
Department: 66 - COMMUNITY RECREATION							
19-5-66-11111	FULL TIME SALARIES	276,092.00	276,092.00	23,829.94	196,547.05	79,544.95	28.81 %
19-5-66-11112	PART TIME SALARIES	244,080.00	244,080.00	19,599.86	197,592.84	46,487.16	19.05 %
19-5-66-11116	SALARIES-SEASONAL	5,000.00	5,000.00	483.32	1,017.96	3,982.04	79.64 %
19-5-66-12111	FULL TIME OVERTIME	500.00	500.00	155.64	1,987.89	-1,487.89	-297.58 %
19-5-66-13111	PERA/ICMA	75,959.00	75,959.00	6,220.75	54,796.77	21,162.23	27.86 %
19-5-66-14151	MEDICARE	7,622.00	7,622.00	612.30	5,537.59	2,084.41	27.35 %
19-5-66-14211	WORKMENS COMPENSATION	14,160.00	14,160.00	1,108.22	7,764.80	6,395.20	45.16 %
19-5-66-14311	MEDICAL/DENTAL INSURANCE	54,470.00	54,470.00	4,285.03	33,741.86	20,728.14	38.05 %
19-5-66-14312	LIFE INSURANCE	2,260.00	2,260.00	0.00	0.00	2,260.00	100.00 %
19-5-66-14611	UNEMPLOYMENT INSURANCE	1,577.00	1,577.00	84.51	1,091.83	485.17	30.77 %
19-5-66-21111	GENERAL OFFICE SUPPLIES	2,500.00	2,500.00	0.00	2,380.09	119.91	4.80 %
19-5-66-21121	LITERATURE-BOOKS	300.00	300.00	0.00	0.00	300.00	100.00 %
19-5-66-21221	OUTSIDE PRINTING	500.00	500.00	0.00	0.00	500.00	100.00 %
19-5-66-22111	GAS & OIL	1,000.00	1,000.00	101.62	957.75	42.25	4.23 %
19-5-66-22411	BUILDING MAINT SUPPLIES	11,000.00	11,000.00	4,350.92	12,201.07	-1,201.07	-10.92 %
19-5-66-22791	MISCELLANEOUS SUPPLIES	9,000.00	9,000.00	555.27	6,983.36	2,016.64	22.41 %
19-5-66-30097	COVID-19 EXPENSES	0.00	0.00	0.00	-25.00	25.00	0.00 %
19-5-66-32111	TRAINING & TRAVEL	4,000.00	4,000.00	0.00	355.89	3,644.11	91.10 %
19-5-66-32311	MEMBERSHIP & DUES	1,500.00	1,500.00	0.00	1,584.00	-84.00	-5.60 %
19-5-66-32611	RECREATION PROGRAMS	55,000.00	55,000.00	1,638.08	39,716.05	15,283.95	27.79 %
19-5-66-33111	ADVERTISING	2,500.00	2,500.00	0.00	2,212.50	287.50	11.50 %
19-5-66-33211	TELEPHONE	4,000.00	4,000.00	273.05	1,686.87	2,313.13	57.83 %
19-5-66-33411	ELECTRICAL/GAS SERVICES	80,000.00	80,000.00	3,569.96	45,554.80	34,445.20	43.06 %
19-5-66-33413	PROPANE	1,500.00	1,500.00	0.00	1,000.25	499.75	33.32 %
19-5-66-34311	EQUIPMENT/MACHINERY RENTAL	500.00	500.00	0.00	0.00	500.00	100.00 %
19-5-66-35111	VEHICLE REPAIR	1,500.00	1,500.00	0.00	141.26	1,358.74	90.58 %
19-5-66-35211	BLDG MAINT/REPAIR	13,000.00	13,000.00	0.00	25,050.92	-12,050.92	-92.70 %
19-5-66-35341	MAINTENANCE AGREEMENT	12,200.00	12,200.00	0.00	9,213.02	2,986.98	24.48 %
19-5-66-37321	UNIFORM ALLOWANCE	1,000.00	1,000.00	163.99	163.99	836.01	83.60 %

		Original Total Budget	Current Total Budget	Period Activity	Fiscal Activity	Variance Favorable (Unfavorable)	Percent Remaining
19-5-66-38822	OFFICE EQUIPMENT	1,000.00	1,000.00	1,018.27	1,332.22	-332.22	-33.22 %
19-5-66-41101	EQUIPMENT-REPAIR & MNX	6,000.00	6,000.00	54.65	1,628.14	4,371.86	72.86 %
19-5-66-43812	GRANT EXPENDITURES	8,000.00	94,340.00	2,475.00	61,032.50	33,307.50	35.31 %
19-5-66-43813	GEN. WILD GRANT PASS THRU	547,917.00	547,917.00	0.00	465,522.18	82,394.82	15.04 %
19-5-66-43814	GENERATION WILD CITY EXPENDITUR...	47,604.00	47,604.00	986.41	28,869.03	18,734.97	39.36 %
19-5-66-46130	SPECIAL PROJECTS	30,000.00	30,000.00	1,902.00	26,872.35	3,127.65	10.43 %
19-5-66-69812	TRANSFERS OUT	175,236.00	175,236.00	0.00	175,236.00	0.00	0.00 %
19-5-66-70111	VEHICLE REPLACEMENT	58,000.00	58,000.00	0.00	0.00	58,000.00	100.00 %
19-5-66-70521	OPERATING MACHINES & EQUIPMENT	80,000.00	100,000.00	0.00	0.00	100,000.00	100.00 %
19-5-66-74811	PARKS/RECREATIONAL FACILITIES	105,000.00	105,000.00	0.00	0.00	105,000.00	100.00 %
	Department: 66 - COMMUNITY RECREATION Total:	**1,941,477.00**	**2,047,817.00**	**73,468.79**	**1,409,747.83**	**638,069.17**	**31.16%**
Department: 69 - GOLF COURSE							
19-5-69-11111	FULL TIME SALARIES CLUBHOUSE	58,340.00	58,340.00	5,856.00	41,207.24	17,132.76	29.37 %
19-5-69-11112	PART TIME SALARIES CLUBHOUSE	42,590.00	42,590.00	9,228.12	46,007.80	-3,417.80	-8.02 %
19-5-69-11121	FULL TIME SALARIES GROUNDS	108,800.00	108,800.00	8,266.18	71,198.59	37,601.41	34.56 %
19-5-69-11122	PART TIME SALARIES GROUNDS	93,290.00	93,290.00	10,852.76	55,573.31	37,716.69	40.43 %
19-5-69-12111	FULL TIME OVERTIME	3,000.00	3,000.00	657.60	1,800.38	1,199.62	39.99 %
19-5-69-13111	PERA/ICMA	44,220.00	44,220.00	4,975.13	29,793.37	14,426.63	32.62 %
19-5-69-14151	MEDICARE	4,437.00	4,437.00	489.76	3,001.54	1,435.46	32.35 %
19-5-69-14211	WORKMENS COMPENSATION	3,570.00	3,570.00	279.20	1,957.32	1,612.68	45.17 %
19-5-69-14311	MEDICAL/DENTAL INSURANCE	39,470.00	39,470.00	3,112.36	25,143.36	14,326.64	36.30 %
19-5-69-14312	LIFE INSURANCE	1,320.00	1,320.00	0.00	0.00	1,320.00	100.00 %
19-5-69-14611	UNEMPLOYMENT INSURANCE	918.00	918.00	67.54	509.86	408.14	44.46 %
19-5-69-21111	GENERAL OFFICE SUPPLIES	250.00	250.00	46.33	46.33	203.67	81.47 %
19-5-69-21221	OUTSIDE PRINTING	1,000.00	1,000.00	0.00	0.00	1,000.00	100.00 %
19-5-69-22111	GAS & OIL	8,000.00	8,000.00	5,523.90	11,262.20	-3,262.20	-40.78 %
19-5-69-22411	BUILDING MAINT. SUPPLIES	1,500.00	1,500.00	496.06	979.24	520.76	34.72 %
19-5-69-22791	MISCELLANEOUS SUPPLIES	500.00	500.00	21.07	931.08	-431.08	-86.22 %
19-5-69-31345	GOLF COURSE MAINTENANCE	12,500.00	12,500.00	76.75	11,107.06	1,392.94	11.14 %
19-5-69-32111	TRAINING & TRAVEL	3,000.00	3,000.00	0.00	298.00	2,702.00	90.07 %
19-5-69-32311	MEMBERSHIP & DUES & HANDICAP F...	10,000.00	10,000.00	74.38	7,826.38	2,173.62	21.74 %
19-5-69-32312	LICENSES & FEES	1,000.00	1,000.00	0.00	1,172.24	-172.24	-17.22 %
19-5-69-33111	ADVERTISING	3,000.00	3,000.00	0.00	1,576.00	1,424.00	47.47 %
19-5-69-33211	TELEPHONE	4,000.00	4,000.00	385.04	1,997.23	2,002.77	50.07 %
19-5-69-33411	ELECTRICAL/GAS SERVICES	40,000.00	40,000.00	5,027.55	26,212.40	13,787.60	34.47 %
19-5-69-33413	PROPANE	1,000.00	1,000.00	0.00	1,741.04	-741.04	-74.10 %
19-5-69-34311	EQUIPMENT/MACHINERY LEASE	26,322.00	26,322.00	4,387.00	17,613.81	8,708.19	33.08 %
19-5-69-35211	BLDG MAINT/REPAIR/SECURITY	4,000.00	4,000.00	0.00	932.60	3,067.40	76.69 %
19-5-69-35341	POS SYSTEM/CREDIT CARD FEES	14,000.00	14,000.00	2,292.11	15,650.80	-1,650.80	-11.79 %
19-5-69-35501	SAND/SEED/FERTILIZER	20,000.00	20,000.00	4,113.00	13,751.00	6,249.00	31.25 %
19-5-69-37321	UNIFORM ALLOWANCE	1,000.00	1,000.00	0.00	0.00	1,000.00	100.00 %
19-5-69-41101	EQUIPMENT-REPAIR & MNX	12,000.00	12,000.00	853.44	5,074.65	6,925.35	57.71 %
19-5-69-50001	DEBT SERVICE GOLF COURSE	208,737.65	208,737.65	0.00	155,267.65	53,470.00	25.62 %
19-5-69-69500	FOOD PURCHASES	1,000.00	1,000.00	210.62	782.94	217.06	21.71 %
19-5-69-69550	MERCHANDISE PRO SHOP	55,000.00	55,000.00	8,705.83	100,513.88	-45,513.88	-82.75 %
19-5-69-69560	TOURNAMENT EXPENSES	20,000.00	20,000.00	14,791.46	18,681.46	1,318.54	6.59 %
19-5-69-69812	TRANSFERS OUT	11,600.00	11,600.00	0.00	11,600.00	0.00	0.00 %
19-5-69-70521	MACHINERY AND EQUIPMENT	0.00	0.00	0.00	2,849.25	-2,849.25	0.00 %
19-5-69-74811	PARKS/GOLF FACILITIES	50,000.00	50,000.00	7,963.02	30,035.86	19,964.14	39.93 %
	Department: 69 - GOLF COURSE Total:	**909,364.65**	**909,364.65**	**98,752.21**	**714,095.87**	**195,268.78**	**21.47%**
	Total Revenues	**2,947,171.00**	**3,041,011.00**	**273,140.77**	**2,587,438.30**	**-453,572.70**	**14.92%**
	Total Expenses	**3,315,058.65**	**3,429,432.65**	**207,605.96**	**2,441,306.86**	**988,125.79**	**28.81%**
	Fund: 19 - COMMUNITY RECREATION Surplus (Deficit):	**-367,887.65**	**-388,421.65**	**65,534.81**	**146,131.44**	**534,553.09**	**137.62%**

		Original Total Budget	Current Total Budget	Period Activity	Fiscal Activity	Variance Favorable (Unfavorable)	Percent Remaining
Fund: 31 - ENTERPRISE DEBT FUND							
Department: 00 - UNDESIGNATED							
31-4-00-61311	GENERAL SALES TAX	1,623,000.00	1,623,000.00	157,370.22	1,150,255.40	-472,744.60	29.13 %
	Department: 00 - UNDESIGNATED Total:	**1,623,000.00**	**1,623,000.00**	**157,370.22**	**1,150,255.40**	**-472,744.60**	**29.13%**
Department: 90 - EF DEBT SERVICE							
31-5-90-31631	ADMINISTRATIVE SERVICES	94,921.00	94,921.00	0.00	94,920.50	0.50	0.00 %
31-5-90-37141	REFUNDING BOND INTEREST	55,833.00	55,833.00	0.00	55,833.00	0.00	0.00 %
31-5-90-50952	BOND PRINCIPAL PAYMENTS	623,315.70	623,315.70	0.00	623,315.70	0.00	0.00 %
31-5-90-69812	TRANSFERS OUT	450,000.00	450,000.00	0.00	450,000.00	0.00	0.00 %
	Department: 90 - EF DEBT SERVICE Total:	**1,224,069.70**	**1,224,069.70**	**0.00**	**1,224,069.20**	**0.50**	**0.00%**
	Total Revenues	**1,623,000.00**	**1,623,000.00**	**157,370.22**	**1,150,255.40**	**-472,744.60**	**29.13%**
	Total Expenses	**1,224,069.70**	**1,224,069.70**	**0.00**	**1,224,069.20**	**0.50**	**0.00%**
	Fund: 31 - ENTERPRISE DEBT FUND Surplus (Deficit):	**398,930.30**	**398,930.30**	**157,370.22**	**-73,813.80**	**-472,744.10**	**118.50%**
	Report Surplus (Deficit):	**-3,841,814.54**	**-4,098,324.54**	**-129,646.65**	**481,770.98**	**4,580,095.52**	**111.76%**

Group Summary

Departmen...	Original Total Budget	Current Total Budget	Period Activity	Fiscal Activity	Variance Favorable (Unfavorable)	Percent Remaining
Fund: 02 - GENERAL FUND						
00 - UNDESIGNATED	13,261,542.41	13,765,802.41	1,030,612.30	9,137,736.10	-4,628,066.31	33.62%
10 - CITY COUNCIL	102,242.00	102,242.00	5,006.98	74,743.76	27,498.24	26.90%
11 - LEGAL SERVICES	161,048.00	161,048.00	11,274.65	93,992.52	67,055.48	41.64%
12 - MUNICIPAL COURT	256,314.00	260,664.00	16,065.11	137,361.35	123,302.65	47.30%
13 - CITY MANAGER	312,986.00	312,986.00	24,758.54	206,017.24	106,968.76	34.18%
14 - CITY CLERK	116,799.00	116,799.00	8,286.18	75,662.91	41,136.09	35.22%
15 - HR/RISK MANAGEMENT	547,013.00	547,013.00	12,473.34	405,204.03	141,808.97	25.92%
16 - FINANCE DEPARTMENT	446,651.00	446,651.00	28,600.57	297,669.58	148,981.42	33.36%
17 - NON-DEPARTMENTAL	1,470,050.00	1,481,698.00	32,620.18	677,021.47	804,676.53	54.31%
18 - INFORMATION TECHNOLOGY	690,759.00	694,089.00	31,495.95	386,864.89	307,224.11	44.26%
19 - ECONOMIC DEVELOPMENT	152,318.00	152,318.00	9,580.00	77,747.90	74,570.10	48.96%
20 - POLICE ADMINISTRATION	267,776.00	267,776.00	19,421.91	170,492.62	97,283.38	36.33%
21 - POLICE OPERATIONS	3,177,467.60	3,220,727.60	385,229.21	1,852,759.31	1,367,968.29	42.47%
22 - FIRE OPERATIONS	964,670.00	964,670.00	32,072.17	810,954.17	153,715.83	15.93%
23 - SUPPORT SERVICES	772,460.00	772,460.00	57,593.60	420,992.27	351,467.73	45.50%
29 - DEVELOPMENT SERVICES	420,012.00	850,012.00	20,163.20	171,362.94	678,649.06	79.84%
30 - PUBLIC WORKS ADMIN	256,125.00	256,125.00	6,221.61	61,734.76	194,390.24	75.90%
31 - STREET MAINTENANCE	2,044,392.00	2,144,392.00	62,209.18	1,099,027.95	1,045,364.05	48.75%
35 - BUILDING INSPECTION	358,336.00	367,336.00	25,002.39	209,984.74	157,351.26	42.84%
36 - FLEET MAINTENANCE	298,109.00	298,109.00	19,935.79	175,167.22	122,941.78	41.24%
50 - CEMETERY	106,112.00	106,112.00	9,950.12	70,277.21	35,834.79	33.77%
51 - PARKS MAINTENANCE	682,564.00	682,564.00	81,580.42	438,189.97	244,374.03	35.80%
Total Revenues	**13,261,542.41**	**13,765,802.41**	**1,030,612.30**	**9,137,736.10**	**-4,628,066.31**	**33.62%**
Total Expenses	**13,604,203.60**	**14,205,791.60**	**899,541.10**	**7,913,228.81**	**6,292,562.79**	**44.30%**
Fund: 02 - GENERAL FUND Surplus (Deficit):	**-342,661.19**	**-439,989.19**	**131,071.20**	**1,224,507.29**	**1,664,496.48**	**378.30%**
Fund: 03 - ENTERPRISE FUND						
00 - UNDESIGNATED	6,274,450.00	7,099,397.00	515,747.11	4,937,260.12	-2,162,136.88	30.46%
01 - WATER DEPARTMENT	3,188,380.00	3,643,380.00	159,846.81	1,760,691.38	1,882,688.62	51.67%
02 - SEWER DEPARTMENT	2,575,922.00	2,944,167.00	177,672.86	1,785,300.01	1,158,866.99	39.36%
03 - SANITATION DEPARTMENT	1,386,611.00	1,436,611.00	291,714.85	1,107,547.17	329,063.83	22.91%
05 - SEWAGE TREATMENT	602,951.00	693,301.00	36,590.45	275,312.74	417,988.26	60.29%
06 - WATER TREATMENT	788,685.00	788,685.00	54,216.66	343,248.24	445,436.76	56.48%
Total Revenues	**6,274,450.00**	**7,099,397.00**	**515,747.11**	**4,937,260.12**	**-2,162,136.88**	**30.46%**
Total Expenses	**8,542,549.00**	**9,506,144.00**	**720,041.63**	**5,272,099.54**	**4,234,044.46**	**44.54%**
Fund: 03 - ENTERPRISE FUND Surplus (Deficit):	**-2,268,099.00**	**-2,406,747.00**	**-204,294.52**	**-334,839.42**	**2,071,907.58**	**86.09%**
Fund: 04 - CAPITAL IMPROVEMENTS						
00 - UNDESIGNATED	407,500.00	407,500.00	0.00	257,500.00	-150,000.00	36.81%
40 - CAPITAL IMPROVEMENTS	1,016,450.00	1,016,450.00	0.00	1,016,450.00	0.00	0.00%
Total Revenues	**407,500.00**	**407,500.00**	**0.00**	**257,500.00**	**-150,000.00**	**36.81%**
Total Expenses	**1,016,450.00**	**1,016,450.00**	**0.00**	**1,016,450.00**	**0.00**	**0.00%**
Fund: 04 - CAPITAL IMPROVEMENTS Surplus (Deficit):	**-608,950.00**	**-608,950.00**	**0.00**	**-758,950.00**	**-150,000.00**	**-24.63%**
Fund: 05 - STREETS TRUST FUND						
00 - UNDESIGNATED	2,123,000.00	2,123,000.00	157,370.22	1,650,255.40	-472,744.60	22.27%
40 - CAPITAL IMPROVEMENTS	2,891,499.00	2,891,499.00	327,612.53	1,609,189.92	1,282,309.08	44.35%
Total Revenues	**2,123,000.00**	**2,123,000.00**	**157,370.22**	**1,650,255.40**	**-472,744.60**	**22.27%**
Total Expenses	**2,891,499.00**	**2,891,499.00**	**327,612.53**	**1,609,189.92**	**1,282,309.08**	**44.35%**
Fund: 05 - STREETS TRUST FUND Surplus (Deficit):	**-768,499.00**	**-768,499.00**	**-170,242.31**	**41,065.48**	**809,564.48**	**105.34%**
Fund: 06 - CEMETERY ENDOWMENT						
00 - UNDESIGNATED	30,050.00	30,050.00	4,950.00	24,000.00	-6,050.00	20.13%
59 - CEMETERY ENDOWMENT	19,400.00	19,400.00	679.25	10,117.11	9,282.89	47.85%

Departmen...	Original Total Budget	Current Total Budget	Period Activity	Fiscal Activity	Variance Favorable (Unfavorable)	Percent Remaining
Total Revenues	**30,050.00**	**30,050.00**	**4,950.00**	**24,000.00**	**-6,050.00**	**20.13%**
Total Expenses	**19,400.00**	**19,400.00**	**679.25**	**10,117.11**	**9,282.89**	**47.85%**
Fund: 06 - CEMETERY ENDOWMENT Surplus (Deficit):	**10,650.00**	**10,650.00**	**4,270.75**	**13,882.89**	**3,232.89**	**-30.36%**
Fund: 09 - FIREMEN'S PENSION						
00 - UNDESIGNATED	44,000.00	44,000.00	1,009.26	43,701.66	-298.34	0.68%
09 - FIREMEN'S PENSION	44,000.00	44,000.00	0.00	0.00	44,000.00	100.00%
Total Revenues	**44,000.00**	**44,000.00**	**1,009.26**	**43,701.66**	**-298.34**	**0.68%**
Total Expenses	**44,000.00**	**44,000.00**	**0.00**	**0.00**	**44,000.00**	**100.00%**
Fund: 09 - FIREMEN'S PENSION Surplus (Deficit):	**0.00**	**0.00**	**1,009.26**	**43,701.66**	**43,701.66**	**0.00%**
Fund: 11 - CONSERVATION TRUST						
00 - UNDESIGNATED	100,700.00	100,700.00	0.00	62,772.46	-37,927.54	37.66%
60 - CONSERVATION TRUST	109,500.00	109,500.00	63,930.00	75,845.29	33,654.71	30.73%
Total Revenues	**100,700.00**	**100,700.00**	**0.00**	**62,772.46**	**-37,927.54**	**37.66%**
Total Expenses	**109,500.00**	**109,500.00**	**63,930.00**	**75,845.29**	**33,654.71**	**30.73%**
Fund: 11 - CONSERVATION TRUST Surplus (Deficit):	**-8,800.00**	**-8,800.00**	**-63,930.00**	**-13,072.83**	**-4,272.83**	**-48.55%**
Fund: 12 - ACLC DEBT SERVICE						
00 - UNDESIGNATED	539,140.00	539,140.00	0.00	539,140.00	0.00	0.00%
61 - RECREATION DEBT SERV	166,439.50	166,439.50	29,701.72	160,938.97	5,500.53	3.30%
65 - CITY HALL COMPLEX	372,700.50	372,700.50	0.00	324,050.00	48,650.50	13.05%
Total Revenues	**539,140.00**	**539,140.00**	**0.00**	**539,140.00**	**0.00**	**0.00%**
Total Expenses	**539,140.00**	**539,140.00**	**29,701.72**	**484,988.97**	**54,151.03**	**10.04%**
Fund: 12 - ACLC DEBT SERVICE Surplus (Deficit):	**0.00**	**0.00**	**-29,701.72**	**54,151.03**	**54,151.03**	**0.00%**
Fund: 13 - EMPLOYEE BENEFIT						
00 - UNDESIGNATED	1,550,500.00	1,550,500.00	103,478.84	885,186.57	-665,313.43	42.91%
62 - EMPLOYEE BENEFIT	1,436,998.00	1,436,998.00	124,213.18	746,179.33	690,818.67	48.07%
Total Revenues	**1,550,500.00**	**1,550,500.00**	**103,478.84**	**885,186.57**	**-665,313.43**	**42.91%**
Total Expenses	**1,436,998.00**	**1,436,998.00**	**124,213.18**	**746,179.33**	**690,818.67**	**48.07%**
Fund: 13 - EMPLOYEE BENEFIT Surplus (Deficit):	**113,502.00**	**113,502.00**	**-20,734.34**	**139,007.24**	**25,505.24**	**-22.47%**
Fund: 19 - COMMUNITY RECREATION						
00 - UNDESIGNATED	2,947,171.00	3,041,011.00	273,140.77	2,587,438.30	-453,572.70	14.92%
54 - LIBRARY	464,217.00	472,251.00	35,384.96	317,463.16	154,787.84	32.78%
66 - COMMUNITY RECREATION	1,941,477.00	2,047,817.00	73,468.79	1,409,747.83	638,069.17	31.16%
69 - GOLF COURSE	909,364.65	909,364.65	98,752.21	714,095.87	195,268.78	21.47%
Total Revenues	**2,947,171.00**	**3,041,011.00**	**273,140.77**	**2,587,438.30**	**-453,572.70**	**14.92%**
Total Expenses	**3,315,058.65**	**3,429,432.65**	**207,605.96**	**2,441,306.86**	**988,125.79**	**28.81%**
Fund: 19 - COMMUNITY RECREATION Surplus (Deficit):	**-367,887.65**	**-388,421.65**	**65,534.81**	**146,131.44**	**534,553.09**	**137.62%**
Fund: 31 - ENTERPRISE DEBT FUND						
00 - UNDESIGNATED	1,623,000.00	1,623,000.00	157,370.22	1,150,255.40	-472,744.60	29.13%
90 - EF DEBT SERVICE	1,224,069.70	1,224,069.70	0.00	1,224,069.20	0.50	0.00%
Total Revenues	**1,623,000.00**	**1,623,000.00**	**157,370.22**	**1,150,255.40**	**-472,744.60**	**29.13%**
Total Expenses	**1,224,069.70**	**1,224,069.70**	**0.00**	**1,224,069.20**	**0.50**	**0.00%**
Fund: 31 - ENTERPRISE DEBT FUND Surplus (Deficit):	**398,930.30**	**398,930.30**	**157,370.22**	**-73,813.80**	**-472,744.10**	**118.50%**
Report Surplus (Deficit):	**-3,841,814.54**	**-4,098,324.54**	**-129,646.65**	**481,770.98**	**4,580,095.52**	**111.76%**

Fund Summary

Fund	Original Total Budget	Current Total Budget	Period Activity	Fiscal Activity	Variance Favorable (Unfavorable)
02 - GENERAL FUND	-342,661.19	-439,989.19	131,071.20	1,224,507.29	1,664,496.48
03 - ENTERPRISE FUND	-2,268,099.00	-2,406,747.00	-204,294.52	-334,839.42	2,071,907.58
04 - CAPITAL IMPROVEMENTS	-608,950.00	-608,950.00	0.00	-758,950.00	-150,000.00
05 - STREETS TRUST FUND	-768,499.00	-768,499.00	-170,242.31	41,065.48	809,564.48
06 - CEMETERY ENDOWMENT	10,650.00	10,650.00	4,270.75	13,882.89	3,232.89
09 - FIREMEN'S PENSION	0.00	0.00	1,009.26	43,701.66	43,701.66
11 - CONSERVATION TRUST	-8,800.00	-8,800.00	-63,930.00	-13,072.83	-4,272.83
12 - ACLC DEBT SERVICE	0.00	0.00	-29,701.72	54,151.03	54,151.03
13 - EMPLOYEE BENEFIT	113,502.00	113,502.00	-20,734.34	139,007.24	25,505.24
19 - COMMUNITY RECREATION	-367,887.65	-388,421.65	65,534.81	146,131.44	534,553.09
31 - ENTERPRISE DEBT FUND	398,930.30	398,930.30	157,370.22	-73,813.80	-472,744.10
Report Surplus (Deficit):	**-3,841,814.54**	**-4,098,324.54**	**-129,646.65**	**481,770.98**	**4,580,095.52**

Alamosa, CO

Detail Report
Account Detail
Date Range: 08/01/2022 - 08/31/2022

Account	Name	Beginning Balance	Total Activity	Total Debits	Total Credits	Ending Balance
Fund: 99 - POOLED CASH						
99-1-00-71111	POOLED CASH	1,857,501.36	-84,814.36	2,196,881.65	2,281,696.01	1,772,687.00

Post Date	Packet Number	Source Transaction	Description	Vendor	Project Account	Debits	Credits	Running Balance
08/01/2022	CLPKT02716	DEP0017489	B00010548 CLPKT02716 BG:D			100.00		1,857,601.36
08/01/2022	CLPKT02716	DEP0017489	B00010552 CLPKT02716 BG:D			50.00		1,857,651.36
08/01/2022	CLPKT02716	DEP0017489	B00010544 CLPKT02716 BG:D			757.46		1,858,408.82
08/01/2022	CLPKT02716	DEP0017489	B00010542 CLPKT02716 BG:Online Payments			3,609.24		1,862,018.06
08/01/2022	CLPKT02716	DEP0017489	B00010547 CLPKT02716 BG:D			2,324.00		1,864,342.06
08/01/2022	CLPKT02716	DEP0017489	B00010542 CLPKT02716 BG:Online Payments			42.78		1,864,384.84
08/01/2022	CLPKT02716	DEP0017489	B00010551 CLPKT02716 BG:D			29.00		1,864,413.84
08/01/2022	CLPKT02716	DEP0017489	B00010543 CLPKT02716 BG:Online Payments			4,872.34		1,869,286.18
08/01/2022	CLPKT02716	DEP0017489	B00010541 CLPKT02716 BG:Online Payments			2,272.23		1,871,558.41
08/01/2022	CLPKT02716	DEP0017489	B00010554 CLPKT02716 BG:D			3,450.00		1,875,008.41
08/01/2022	CLPKT02716	DEP0017489	B00010544 CLPKT02716 BG:D			62,293.97		1,937,302.38
08/01/2022	CLPKT02716	DEP0017489	B00010549 CLPKT02716 BG:D			2,495.83		1,939,798.21
08/01/2022	CLPKT02716	DEP0017489	B00010555 CLPKT02716 BG:D			80.00		1,939,878.21
08/01/2022	CLPKT02717	DEP0017490	B00010546 CLPKT02717 BG:D			1,889.00		1,941,767.21
08/01/2022	CLPKT02717	DEP0017491	B00010545 CLPKT02717 BG:D			125.00		1,941,892.21
08/01/2022	APPKT03163	DFT0010132	XCEL ENERGY	15115 - XCEL ENERGY			70.80	1,941,821.41
08/01/2022	GLPKT13576	JN08734	CC DEPOSIT			1,241.00		1,943,062.41
08/02/2022	CLPKT02718	DEP0017494	B00010557 CLPKT02718 BG:D			1,543.91		1,944,606.32
08/02/2022	CLPKT02718	DEP0017494	B00010559 CLPKT02718 BG:D			60.00		1,944,666.32
08/02/2022	CLPKT02718	DEP0017494	B00010556 CLPKT02718 BG:Online Payments			1,902.99		1,946,569.31
08/02/2022	CLPKT02718	DEP0017494	B00010557 CLPKT02718 BG:D			252.06		1,946,821.37
08/02/2022	CLPKT02718	DEP0017494	B00010558 CLPKT02718 BG:D			50.00		1,946,871.37
08/02/2022	APPKT03163	DFT0010125	DELTA DENTAL OF COLORADO	17527 - DELTA DENTAL OF COLORADO			6,423.90	1,940,447.47
08/02/2022	APPKT03163	DFT0010133	XCEL ENERGY	15115 - XCEL ENERGY			7.00	1,940,440.47
08/02/2022	APPKT03163	DFT0010134	XCEL ENERGY	15115 - XCEL ENERGY			13.08	1,940,427.39
08/02/2022	APPKT03163	DFT0010135	XCEL ENERGY	15115 - XCEL ENERGY			57.06	1,940,370.33
08/02/2022	APPKT03163	DFT0010136	XCEL ENERGY	15115 - XCEL ENERGY			16.71	1,940,353.62
08/02/2022	APPKT03163	DFT0010137	XCEL ENERGY	15115 - XCEL ENERGY			7.28	1,940,346.34
08/02/2022	GLPKT13576	JN08735	CC DEPOSIT			300.00		1,940,646.34
08/03/2022	GLPKT13431	JN08692	Justin Salazar 7/28/2022 Payroll				62.72	1,940,583.62
08/03/2022	CLPKT02719	DEP0017497	B00010563 CLPKT02719 BG:EF			1.85		1,940,585.47
08/03/2022	CLPKT02720	DEP0017500	B00010562 CLPKT02720 BG:D			791.00		1,941,376.47
08/03/2022	CLPKT02720	DEP0017500	B00010561 CLPKT02720 BG:D			1,188.90		1,942,565.37
08/03/2022	CLPKT02720	DEP0017500	B00010561 CLPKT02720 BG:D			6,789.00		1,949,354.37
08/03/2022	CLPKT02720	DEP0017500	B00010560 CLPKT02720 BG:Online Payments			1,959.75		1,951,314.12

Account	Name	Beginning Balance	Total Activity	Total Debits	Total Credits	Ending Balance
99-1-00-71111	POOLED CASH - Continued	1,857,501.36	-84,814.36	2,196,881.65	2,281,696.01	1,772,687.00

Post Date	Packet Number	Source Transaction	Description	Vendor	Project Account	Debits	Credits	Running Balance
08/03/2022	CLPKT02720	DEP0017500	B00010565 CLPKT02720 BG:D			75.00		1,951,389.12
08/03/2022	CLPKT02721	DEP0017501	B00010564 CLPKT02721 BG:D			50.00		1,951,439.12
08/03/2022	APPKT03163	DFT0010123	WEX BANK	12101 - WEX BANK			26,452.56	1,924,986.56
08/03/2022	APPKT03163	DFT0010138	XCEL ENERGY	15115 - XCEL ENERGY			147.44	1,924,839.12
08/03/2022	APPKT03163	DFT0010139	XCEL ENERGY	15115 - XCEL ENERGY			12.45	1,924,826.67
08/03/2022	GLPKT13576	JN08736	CC DEPOSIT			330.00		1,925,156.67
08/04/2022	CLPKT02722	DEP0017504	B00010568 CLPKT02722 BG:EF			529.00		1,925,685.67
08/04/2022	CLPKT02724	DEP0017506	B00010569 CLPKT02724 BG:D			957.00		1,926,642.67
08/04/2022	CLPKT02723	DEP0017508	B00010570 CLPKT02723 BG:D			4,925.89		1,931,568.56
08/04/2022	CLPKT02723	DEP0017508	B00010566 CLPKT02723 BG:Online Payments			135.35		1,931,703.91
08/04/2022	CLPKT02723	DEP0017508	B00010567 CLPKT02723 BG:D			2,466.14		1,934,170.05
08/04/2022	CLPKT02723	DEP0017508	B00010567 CLPKT02723 BG:D			3,477.69		1,937,647.74
08/04/2022	CLPKT02723	DEP0017508	B00010566 CLPKT02723 BG:Online Payments			498.20		1,938,145.94
08/04/2022	APPKT03163	DFT0010140	XCEL ENERGY	15115 - XCEL ENERGY			617.45	1,937,528.49
08/04/2022	GLPKT13576	JN08737	CC DEPOSIT			204.00		1,937,732.49
08/05/2022	CLPKT02725	DEP0017511	B00010577 CLPKT02725 BG:EF			0.87		1,937,733.36
08/05/2022	APPKT03158	150701	AaPEX LEGAL SERVICES	18347 - AaPEX LEGAL SERVICES			295.25	1,937,438.11
08/05/2022	APPKT03158	150702	ACE HARDWARE OF ALAMOSA	12276 - ACE HARDWARE OF ALAMOSA			234.79	1,937,203.32
08/05/2022	APPKT03158	150703	ALAMOSA COUNTY CHAMBER OF COMMERCE	12639 - ALAMOSA COUNTY CHAMBER OF C...			110.00	1,937,093.32
08/05/2022	APPKT03158	150704	ALAMOSA COUNTY TREASURER	15569 - ALAMOSA COUNTY TREASURER			10.16	1,937,083.16
08/05/2022	APPKT03158	150705	ALAMOSA STATE BANK-VISA	15422 - ALAMOSA STATE BANK-VISA			2,716.24	1,934,366.92
08/05/2022	APPKT03158	150706	ALICIA BARAJAS-RODRIGUEZ	18434 - ALICIA BARAJAS-RODRIGUEZ			75.00	1,934,291.92
08/05/2022	APPKT03158	150707	ALL-4-PAWS	16807 - ALL-4-PAWS			106.00	1,934,185.92
08/05/2022	APPKT03158	150708	ALPINE ELECTRIC, INC	15231 - ALPINE ELECTRIC, INC			120.00	1,934,065.92
08/05/2022	APPKT03158	150709	AMERICAN EXPRESS	17600 - AMERICAN EXPRESS			826.95	1,933,238.97
08/05/2022	APPKT03158	150710	ASPHALT CONSTRUCTORS INC	11660 - ASPHALT CONSTRUCTORS INC			1,027.76	1,932,211.21
08/05/2022	APPKT03158	150711	AT&T MOBILITY	12236 - AT&T MOBILITY			146.18	1,932,065.03
08/05/2022	APPKT03158	150712	AT&T MOBILITY	12236 - AT&T MOBILITY			313.34	1,931,751.69
08/05/2022	APPKT03158	150713	AT&T MOBILITY	12236 - AT&T MOBILITY			44.03	1,931,707.66
08/05/2022	APPKT03158	150714	AT&T MOBILITY	12236 - AT&T MOBILITY			177.19	1,931,530.47
08/05/2022	APPKT03158	150715	AT&T MOBILITY	12236 - AT&T MOBILITY			644.49	1,930,885.98
08/05/2022	APPKT03158	150716	AT&T MOBILITY	12236 - AT&T MOBILITY			484.06	1,930,401.92
08/05/2022	APPKT03158	150717	AT&T MOBILITY	12236 - AT&T MOBILITY			2,690.56	1,927,711.36
08/05/2022	APPKT03158	150718	AUTOZONE	12768 - AUTOZONE			21.12	1,927,690.24
08/05/2022	APPKT03158	150719	BLACK CLOVER ENTERPRISE LLC	17982 - BLACK CLOVER ENTERPRISE LLC			243.25	1,927,446.99
08/05/2022	APPKT03158	150720	CHALLENGER TEAMWEAR	16507 - CHALLENGER TEAMWEAR			39.77	1,927,407.22
08/05/2022	APPKT03158	150721	CHARTER COMMUNICATIONS	12826 - CHARTER COMMUNICATIONS			238.29	1,927,168.93
08/05/2022	APPKT03158	150722	COLORADO DEPT OF PUBLIC HEALTH	10033 - COLORADO DEPT OF PUBLIC HEALTH			14,600.00	1,912,568.93
08/05/2022	APPKT03158	150723	CORE & MAIN LP	17522 - CORE & MAIN LP			3,006.35	1,909,562.58
08/05/2022	APPKT03158	150724	DPC INDUSTRIES, INC	11066 - DPC INDUSTRIES, INC			13,286.36	1,896,276.22
08/05/2022	APPKT03158	150725	DUMB FRIENDS LEAGUE	17821 - DUMB FRIENDS LEAGUE			2,689.00	1,893,587.22
08/05/2022	APPKT03158	150726	FEDEX	10519 - FEDEX			70.14	1,893,517.08

Account	Name	Beginning Balance	Total Activity	Total Debits	Total Credits	Ending Balance
99-1-00-71111	POOLED CASH - Continued	1,857,501.36	-84,814.36	2,196,881.65	2,281,696.01	1,772,687.00

Post Date	Packet Number	Source Transaction	Description	Vendor	Project Account	Debits	Credits	Running Balance
08/05/2022	APPKT03158	150727	GOLF & SPORT SOLUTIONS	18129 - GOLF & SPORT SOLUTIONS			7,963.02	1,885,554.06
08/05/2022	APPKT03158	150728	HUNAN	16993 - HUNAN			150.00	1,885,404.06
08/05/2022	APPKT03158	150729	JADE COMMUNICATIONS LLC	11914 - JADE COMMUNICATIONS LLC			887.98	1,884,516.08
08/05/2022	APPKT03158	150730	JAKE MEDINA	15561 - JAKE MEDINA			12,860.25	1,871,655.83
08/05/2022	APPKT03158	150731	KIM SMOYER	17605 - KIM SMOYER			1,050.00	1,870,605.83
08/05/2022	APPKT03158	150732	MANGO LANGUAGES	11676 - MANGO LANGUAGES			2,686.89	1,867,918.94
08/05/2022	APPKT03158	150733	MARK GONZALES	10248 - MARK GONZALES			150.00	1,867,768.94
08/05/2022	APPKT03158	150734	MOREHART MURPHY REGIONAL AUTO CENTER	18439 - MOREHART MURPHY REGIONAL AUT…			39,296.00	1,828,472.94
08/05/2022	APPKT03158	150735	NORCON OF NEW MEXICO, LLC	18436 - NORCON OF NEW MEXICO, LLC			3,335.00	1,825,137.94
08/05/2022	APPKT03158	150736	ODP BUSINESS SOLUTIONS LLC	18349 - ODP BUSINESS SOLUTIONS LLC			206.94	1,824,931.00
08/05/2022	APPKT03158	150737	PONDER COMPANY, INC.	18437 - PONDER COMPANY, INC.			63,930.00	1,761,001.00
08/05/2022	APPKT03158	150738	PSYCHOLOGICAL DIMENSIONS PC	11530 - PSYCHOLOGICAL DIMENSIONS PC			375.00	1,760,626.00
08/05/2022	APPKT03158	150739	RANGE SERVANT AMERICA, INC.	18052 - RANGE SERVANT AMERICA, INC.			509.00	1,760,117.00
08/05/2022	APPKT03158	150740	REED TIRE INC.	17761 - REED TIRE INC.			13.00	1,760,104.00
08/05/2022	APPKT03158	150741	REYNOLDS ENGINEERING CO., INC	10220 - REYNOLDS ENGINEERING CO., INC			1,500.00	1,758,604.00
08/05/2022	APPKT03158	150742	THAI HUT	16627 - THAI HUT			150.00	1,758,454.00
08/05/2022	APPKT03158	150743	THE HOME DEPOT PRO	10660 - THE HOME DEPOT PRO			105.44	1,758,348.56
08/05/2022	APPKT03158	150744	TIFFANY VIGIL	18438 - TIFFANY VIGIL			30.00	1,758,318.56
08/05/2022	APPKT03158	150745	TOBLER ABBEY	18440 - TOBLER ABBEY			30.00	1,758,288.56
08/05/2022	APPKT03158	150746	TOWN & COUNTRY CAR & TRUCK CENTER INC.	15266 - TOWN & COUNTRY CAR & TRUCK CE…			699.52	1,757,589.04
08/05/2022	APPKT03158	150747	TRACTOR SUPPLY COMPANY	15873 - TRACTOR SUPPLY COMPANY			33.74	1,757,555.30
08/05/2022	APPKT03158	150748	TU CASA, INC.	18292 - TU CASA, INC.			175.00	1,757,380.30
08/05/2022	APPKT03158	150749	VALLEY WIDE HEALTH SYSTEMS INC.	12903 - VALLEY WIDE HEALTH SYSTEMS INC.			1,354.17	1,756,026.13
08/05/2022	APPKT03158	150750	VEMCO ELECTRIC INC.	18267 - VEMCO ELECTRIC INC.			72.25	1,755,953.88
08/05/2022	APPKT03158	150751	ZENON ENVIRONMENTAL CORPORATION	11768 - ZENON ENVIRONMENTAL CORPORAT…			3,860.00	1,752,093.88
08/05/2022	APPKT03158	3400	1903 SOLUTIONS LLC	12795 - 1903 SOLUTIONS LLC			1,344.22	1,750,749.66
08/05/2022	APPKT03158	3401	BCM ONE	17428 - BCM ONE			558.43	1,750,191.23
08/05/2022	APPKT03158	3402	CENTURYLINK BUSINESS SERVICE	12304 - CENTURYLINK BUSINESS SERVICE			46.18	1,750,145.05
08/05/2022	APPKT03158	3403	DEMCO INC.	15111 - DEMCO INC.			59.84	1,750,085.21
08/05/2022	APPKT03158	3404	HAYNIES, INC.	10056 - HAYNIES, INC.			398.50	1,749,686.71
08/05/2022	APPKT03158	3405	INGRAM LIBRARY SERVICE	15125 - INGRAM LIBRARY SERVICE			1,762.94	1,747,923.77
08/05/2022	APPKT03158	3406	STAPLES BUSINESS ADVANTAGE	11088 - STAPLES BUSINESS ADVANTAGE			346.83	1,747,576.94
08/05/2022	APPKT03158	3407	TRILLIUM HOLDCO, INC.	17813 - TRILLIUM HOLDCO, INC.			6,590.30	1,740,986.64
08/05/2022	APPKT03158	3408	TRILLIUM HOLDCO, INC.	17813 - TRILLIUM HOLDCO, INC.			6,676.81	1,734,309.83
08/05/2022	APPKT03158	3409	TRILLIUM HOLDCO, INC.	17813 - TRILLIUM HOLDCO, INC.			6,375.37	1,727,934.46
08/05/2022	APPKT03158	3410	VALLEY LOCK & SECURITY INC.	10109 - VALLEY LOCK & SECURITY INC.			155.36	1,727,779.10
08/05/2022	APPKT03158	3411	WORLD FUEL SERVICES, INC	16397 - WORLD FUEL SERVICES, INC			3,094.12	1,724,684.98
08/05/2022	APPKT03158	3412	WSB COMPUTER SERVICES INC.	15271 - WSB COMPUTER SERVICES INC.			12.00	1,724,672.98
08/05/2022	CLPKT02726	DEP0017514	B00010572 CLPKT02726 BG:Online Payments			1,618.92		1,726,291.90
08/05/2022	CLPKT02726	DEP0017514	B00010576 CLPKT02726 BG:D			3,534.00		1,729,825.90
08/05/2022	CLPKT02726	DEP0017514	B00010573 CLPKT02726 BG:D			13,181.39		1,743,007.29
08/05/2022	CLPKT02726	DEP0017514	B00010578 CLPKT02726 BG:D			50.00		1,743,057.29

Account	Name	Beginning Balance	Total Activity	Total Debits	Total Credits	Ending Balance
99-1-00-71111	POOLED CASH - Continued	1,857,501.36	-84,814.36	2,196,881.65	2,281,696.01	1,772,687.00

Post Date	Packet Number	Source Transaction	Description	Vendor	Project Account	Debits	Credits	Running Balance
08/05/2022	CLPKT02726	DEP0017514	B00010579 CLPKT02726 BG:D			100.00		1,743,157.29
08/05/2022	CLPKT02726	DEP0017514	B00010584 CLPKT02726 BG:D			14.00		1,743,171.29
08/05/2022	CLPKT02726	DEP0017514	B00010579 CLPKT02726 BG:D			50.00		1,743,221.29
08/05/2022	CLPKT02726	DEP0017514	B00010585 CLPKT02726 BG:D			14,326.55		1,757,547.84
08/05/2022	CLPKT02726	DEP0017514	B00010573 CLPKT02726 BG:D			42.00		1,757,589.84
08/05/2022	CLPKT02726	DEP0017514	B00010582 CLPKT02726 BG:D			25.00		1,757,614.84
08/05/2022	CLPKT02726	DEP0017514	B00010575 CLPKT02726 BG:D			158.15		1,757,772.99
08/05/2022	CLPKT02726	DEP0017514	B00010580 CLPKT02726 BG:D			649.40		1,758,422.39
08/05/2022	CLPKT02726	DEP0017514	B00010581 CLPKT02726 BG:D			150.00		1,758,572.39
08/05/2022	CLPKT02726	DEP0017514	B00010583 CLPKT02726 BG:D			60.75		1,758,633.14
08/05/2022	CLPKT02727	DEP0017515	B00010574 CLPKT02727 BG:D			1,245.00		1,759,878.14
08/05/2022	APPKT03163	DFT0010141	XCEL ENERGY	15115 - XCEL ENERGY			329.51	1,759,548.63
08/05/2022	GLPKT13576	JN08738	CC DEPOSIT			256.00		1,759,804.63
08/06/2022	GLPKT13576	JN08739	CC DEPOSIT			172.00		1,759,976.63
08/07/2022	GLPKT13576	JN08740	CC DEPOSIT			200.00		1,760,176.63
08/08/2022	CLPKT02728	DEP0017518	B00010591 CLPKT02728 BG:EF			793,537.38		2,553,714.01
08/08/2022	CLPKT02730	DEP0017520	B00010598 CLPKT02730 BG:D			20.00		2,553,734.01
08/08/2022	CLPKT02729	DEP0017522	B00010597 CLPKT02729 BG:D			72.77		2,553,806.78
08/08/2022	CLPKT02729	DEP0017522	B00010589 CLPKT02729 BG:D			750.00		2,554,556.78
08/08/2022	CLPKT02729	DEP0017522	B00010593 CLPKT02729 BG:D			266.00		2,554,822.78
08/08/2022	CLPKT02729	DEP0017522	B00010592 CLPKT02729 BG:D			495.25		2,555,318.03
08/08/2022	CLPKT02729	DEP0017522	B00010599 CLPKT02729 BG:D			14.90		2,555,332.93
08/08/2022	CLPKT02729	DEP0017522	B00010592 CLPKT02729 BG:D			619.69		2,555,952.62
08/08/2022	CLPKT02729	DEP0017522	B00010596 CLPKT02729 BG:D			50.00		2,556,002.62
08/08/2022	CLPKT02729	DEP0017522	B00010597 CLPKT02729 BG:D			9,680.94		2,565,683.56
08/08/2022	CLPKT02729	DEP0017522	B00010596 CLPKT02729 BG:D			218.30		2,565,901.86
08/08/2022	CLPKT02729	DEP0017522	B00010586 CLPKT02729 BG:Online Payments			263.22		2,566,165.08
08/08/2022	CLPKT02729	DEP0017522	B00010588 CLPKT02729 BG:D			2,903.49		2,569,068.57
08/08/2022	CLPKT02729	DEP0017522	B00010587 CLPKT02729 BG:Online Payments			249.16		2,569,317.73
08/08/2022	CLPKT02729	DEP0017522	B00010594 CLPKT02729 BG:D			1,592.00		2,570,909.73
08/08/2022	CLPKT02729	DEP0017522	B00010588 CLPKT02729 BG:D			439.48		2,571,349.21
08/08/2022	CLPKT02729	DEP0017522	B00010590 CLPKT02729 BG:Online Payments			4,944.37		2,576,293.58
08/08/2022	CLPKT02729	DEP0017522	B00010600 CLPKT02729 BG:D			390.84		2,576,684.42
08/08/2022	APPKT03163	DFT0010142	XCEL ENERGY	15115 - XCEL ENERGY			9,592.01	2,567,092.41
08/08/2022	APPKT03163	DFT0010143	XCEL ENERGY	15115 - XCEL ENERGY			519.92	2,566,572.49
08/08/2022	APPKT03163	DFT0010144	XCEL ENERGY	15115 - XCEL ENERGY			3,207.51	2,563,364.98
08/08/2022	GLPKT13576	JN08741	CC DEPOSIT			574.00		2,563,938.98
08/09/2022	CLPKT02731	DEP0017525	B00010603 CLPKT02731 BG:EF			443,136.42		3,007,075.40
08/09/2022	CLPKT02732	DEP0017528	B00010604 CLPKT02732 BG:EF			45,000.00		3,052,075.40
08/09/2022	CLPKT02733	DEP0017531	B00010605 CLPKT02733 BG:EF			2.68		3,052,078.08
08/09/2022	GLPKT13464	JN08693	DEPOSIT PAYMENT POSTING			15.00		3,052,093.08
08/09/2022	CLPKT02734	DEP0017533	B00010606 CLPKT02734 BG:D			212.00		3,052,305.08

Account	Name	Beginning Balance	Total Activity	Total Debits	Total Credits	Ending Balance
99-1-00-71111	POOLED CASH - Continued	1,857,501.36	-84,814.36	2,196,881.65	2,281,696.01	1,772,687.00

Post Date	Packet Number	Source Transaction	Description	Vendor	Project Account	Debits	Credits	Running Balance
08/09/2022	CLPKT02735	DEP0017536	B00010601 CLPKT02735 BG:Online Payments			245.95		3,052,551.03
08/09/2022	CLPKT02735	DEP0017536	B00010607 CLPKT02735 BG:D			50.00		3,052,601.03
08/09/2022	CLPKT02735	DEP0017536	B00010602 CLPKT02735 BG:D			1,499.87		3,054,100.90
08/09/2022	CLPKT02735	DEP0017536	B00010601 CLPKT02735 BG:Online Payments			779.34		3,054,880.24
08/09/2022	CLPKT02735	DEP0017536	B00010601 CLPKT02735 BG:Online Payments			1,823.40		3,056,703.64
08/09/2022	CLPKT02735	DEP0017536	B00010602 CLPKT02735 BG:D			214.91		3,056,918.55
08/09/2022	APPKT03163	DFT0010126	PINNACOL ASSURANCE	15307 - PINNACOL ASSURANCE			21,698.10	3,035,220.45
08/09/2022	GLPKT13576	JN08742	CC DEPOSIT			455.00		3,035,675.45
08/10/2022	CLPKT02736	DEP0017539	B00010611 CLPKT02736 BG:EF			100,747.68		3,136,423.13
08/10/2022	CLPKT02738	DEP0017575	B00010609 CLPKT02738 BG:D			1,027.62		3,137,450.75
08/10/2022	CLPKT02738	DEP0017575	B00010608 CLPKT02738 BG:Online Payments			137.18		3,137,587.93
08/10/2022	CLPKT02738	DEP0017575	B00010609 CLPKT02738 BG:D			531.13		3,138,119.06
08/10/2022	CLPKT02738	DEP0017575	B00010608 CLPKT02738 BG:Online Payments			2,014.24		3,140,133.30
08/10/2022	CLPKT02738	DEP0017575	B00010613 CLPKT02738 BG:D			1,373.00		3,141,506.30
08/10/2022	CLPKT02738	DEP0017575	B00010612 CLPKT02738 BG:D			15.00		3,141,521.30
08/10/2022	CLPKT02738	DEP0017575	B00010614 CLPKT02738 BG:D			750.00		3,142,271.30
08/10/2022	CLPKT02739	DEP0017576	B00010610 CLPKT02739 BG:D			127.00		3,142,398.30
08/10/2022	APPKT03163	DFT0010124	VSP VISION CARE	17548 - VSP VISION CARE			1,832.06	3,140,566.24
08/10/2022	APPKT03163	DFT0010127	XCEL ENERGY	15115 - XCEL ENERGY			147.52	3,140,418.72
08/10/2022	APPKT03163	DFT0010128	XCEL ENERGY	15115 - XCEL ENERGY			58.22	3,140,360.50
08/10/2022	APPKT03163	DFT0010129	XCEL ENERGY	15115 - XCEL ENERGY			2,804.33	3,137,556.17
08/10/2022	APPKT03163	DFT0010130	XCEL ENERGY	15115 - XCEL ENERGY			1,418.54	3,136,137.63
08/10/2022	APPKT03163	DFT0010131	XCEL ENERGY	15115 - XCEL ENERGY			137.11	3,136,000.52
08/10/2022	GLPKT13576	JN08743	CC DEPOSIT			514.00		3,136,514.52
08/11/2022	UBPKT01604	150752	Michael G or Jean Gann				1.35	3,136,513.17
08/11/2022	UBPKT01604	150753	Jess Caton				111.55	3,136,401.62
08/11/2022	UBPKT01604	150754	Terry Smith & Susan				96.29	3,136,305.33
08/11/2022	UBPKT01604	150755	David R Topolewski Jr.				54.86	3,136,250.47
08/11/2022	UBPKT01604	150756	Johnsa B Phares				79.77	3,136,170.70
08/11/2022	PYPKT02780	EFT0000042	Payroll EFT				211,013.75	2,925,156.95
08/11/2022	CTPKT0002137	CT	Court Packet: CTPKT0002137					2,925,156.95
08/11/2022	CTPKT0002137	MISC0001135	Court Packet: CTPKT0002137				75.00	2,925,081.95
08/11/2022	CLPKT02741	DEP0017586	B00010625 CLPKT02741 BG:EF			58.50		2,925,140.45
08/11/2022	CLPKT02742	DEP0017587	B00010620 CLPKT02742 BG:D			175.00		2,925,315.45
08/11/2022	CLPKT02742	DEP0017588	B00010622 CLPKT02742 BG:Online Payments			105.00		2,925,420.45
08/11/2022	CLPKT02743	DEP0017591	B00010617 CLPKT02743 BG:Online Payments			311.98		2,925,732.43
08/11/2022	CLPKT02743	DEP0017591	B00010617 CLPKT02743 BG:Online Payments			1,651.90		2,927,384.33
08/11/2022	CLPKT02743	DEP0017591	B00010621 CLPKT02743 BG:D			462.00		2,927,846.33
08/11/2022	CLPKT02743	DEP0017591	B00010623 CLPKT02743 BG:D			146.40		2,927,992.73
08/11/2022	CLPKT02743	DEP0017591	B00010618 CLPKT02743 BG:D			1,645.55		2,929,638.28
08/11/2022	CLPKT02743	DEP0017591	B00010619 CLPKT02743 BG:D			281.88		2,929,920.16
08/11/2022	CLPKT02743	DEP0017591	B00010618 CLPKT02743 BG:D			287.46		2,930,207.62

Account	Name	Beginning Balance	Total Activity	Total Debits	Total Credits	Ending Balance
99-1-00-71111	POOLED CASH - Continued	1,857,501.36	-84,814.36	2,196,881.65	2,281,696.01	1,772,687.00

Post Date	Packet Number	Source Transaction	Description	Vendor	Project Account	Debits	Credits	Running Balance
08/11/2022	APPKT03160	DFT0010103	FIRE & POLICE PENSION ASSOC	15228 - FIRE & POLICE PENSION ASSOC			1,932.71	2,928,274.91
08/11/2022	APPKT03160	DFT0010107	PERA	10083 - PERA			50.98	2,928,223.93
08/11/2022	APPKT03160	DFT0010108	PERA	10083 - PERA			43,834.44	2,884,389.49
08/11/2022	APPKT03160	DFT0010109	PERA	10083 - PERA			50.41	2,884,339.08
08/11/2022	APPKT03160	DFT0010110	PERA	10083 - PERA			337.30	2,884,001.78
08/11/2022	APPKT03160	DFT0010111	VOLUNTARY INVESTMENT PROGRAM	12137 - VOLUNTARY INVESTMENT PROGRAM			410.51	2,883,591.27
08/11/2022	APPKT03160	DFT0010112	VOLUNTARY INVESTMENT PROGRAM	12137 - VOLUNTARY INVESTMENT PROGRAM			445.00	2,883,146.27
08/11/2022	APPKT03160	DFT0010113	ICMA RETIREMENT TRUST-457	10512 - ICMA RETIREMENT TRUST-457			2,237.05	2,880,909.22
08/11/2022	APPKT03160	DFT0010114	ICMA RETIREMENT TRUST-457	10512 - ICMA RETIREMENT TRUST-457			125.00	2,880,784.22
08/11/2022	APPKT03160	DFT0010115	TASC	16690 - TASC			273.06	2,880,511.16
08/11/2022	APPKT03160	DFT0010116	TASC	16690 - TASC			1,498.18	2,879,012.98
08/11/2022	APPKT03160	DFT0010117	VOLUNTARY INVESTMENT PROGRAM	12137 - VOLUNTARY INVESTMENT PROGRAM			200.00	2,878,812.98
08/11/2022	APPKT03160	DFT0010118	VOLUNTARY INVESTMENT PROGRAM	12137 - VOLUNTARY INVESTMENT PROGRAM			100.00	2,878,712.98
08/11/2022	APPKT03160	DFT0010119	VOLUNTARY INVESTMENT PROGRAM	12137 - VOLUNTARY INVESTMENT PROGRAM			100.00	2,878,612.98
08/11/2022	APPKT03160	DFT0010120	COLORADO DEPARTMENT OF REVENUE	15514 - COLORADO DEPARTMENT OF REVEN...			9,595.00	2,869,017.98
08/11/2022	APPKT03160	DFT0010121	UNITED STATES TREASURY	12816 - UNITED STATES TREASURY			19,298.55	2,849,719.43
08/11/2022	APPKT03160	DFT0010122	UNITED STATES TREASURY	12816 - UNITED STATES TREASURY			7,936.48	2,841,782.95
08/11/2022	GLPKT13576	JN08744	CC DEPOSIT			366.00		2,842,148.95
08/12/2022	APPKT03161	150757	ACE HARDWARE OF ALAMOSA	12276 - ACE HARDWARE OF ALAMOSA			413.77	2,841,735.18
08/12/2022	APPKT03161	150758	ALAMOSA COUNTY SHERIFF DEPT	11301 - ALAMOSA COUNTY SHERIFF DEPT			840.89	2,840,894.29
08/12/2022	APPKT03161	150759	ALAMOSA COUNTY VETERAN AFFAIRS	17831 - ALAMOSA COUNTY VETERAN AFFAIRS			3,000.00	2,837,894.29
08/12/2022	APPKT03161	150760	ALAMOSA POSTMASTER	10012 - ALAMOSA POSTMASTER			3,000.00	2,834,894.29
08/12/2022	APPKT03161	150761	ALAMOSA STATE BANK-VISA	15422 - ALAMOSA STATE BANK-VISA			6,403.78	2,828,490.51
08/12/2022	APPKT03161	150762	ALERT-ALL	90032 - ALERT-ALL			1,465.00	2,827,025.51
08/12/2022	APPKT03161	150763	AMETEK	18441 - AMETEK			1,278.00	2,825,747.51
08/12/2022	APPKT03161	150764	BACKGROUND INVESTIGATIONS BUREAU LLC	17526 - BACKGROUND INVESTIGATIONS BUR...			190.70	2,825,556.81
08/12/2022	APPKT03161	150765	CARROT TOP INDUSTRIES	90147 - CARROT TOP INDUSTRIES			1,784.78	2,823,772.03
08/12/2022	APPKT03161	150766	CENTURY PROPERTY MANAGEMENT	16327 - CENTURY PROPERTY MANAGEMENT			88.00	2,823,684.03
08/12/2022	APPKT03161	150767	CENTURYLINK	12295 - CENTURYLINK			502.97	2,823,181.06
08/12/2022	APPKT03161	150768	CERTIFIED FOLDER DISPLAY SERVICE, INC	16557 - CERTIFIED FOLDER DISPLAY SERVICE, ...			1,456.05	2,821,725.01
08/12/2022	APPKT03161	150769	CHARTER COMMUNICATIONS	12826 - CHARTER COMMUNICATIONS			31.53	2,821,693.48
08/12/2022	APPKT03161	150770	COLORADO DEPT OF PUBLIC HEALTH	10033 - COLORADO DEPT OF PUBLIC HEALTH			115.00	2,821,578.48
08/12/2022	APPKT03161	150771	DPC INDUSTRIES, INC	11066 - DPC INDUSTRIES, INC			13,470.02	2,808,108.46
08/12/2022	APPKT03161	150772	GARDNER EXCAVATING	15211 - GARDNER EXCAVATING			427,273.00	2,380,835.46
08/12/2022	APPKT03161	150773	GARY MAESTAS	17516 - GARY MAESTAS			9,500.00	2,371,335.46
08/12/2022	APPKT03161	150774	GRAHAM HOSTETTER	18446 - GRAHAM HOSTETTER			25.00	2,371,310.46
08/12/2022	APPKT03161	150775	GRIZZLY TARGETS, LLC	18443 - GRIZZLY TARGETS, LLC			904.90	2,370,405.56
08/12/2022	APPKT03161	150776	LAW OFFICES OF TRAY STEPHANY	18317 - LAW OFFICES OF TRAY STEPHANY			370.00	2,370,035.56
08/12/2022	APPKT03161	150777	LUTHERAN HOSPITAL OF THE SAN LUIS VALLEY	16132 - LUTHERAN HOSPITAL OF THE SAN LUI...			230.00	2,369,805.56
08/12/2022	APPKT03161	150778	MOXIECRAN MEDIA	16074 - MOXIECRAN MEDIA			800.00	2,369,005.56
08/12/2022	APPKT03161	150779	NORTH RIVER GREENHOUSE	90621 - NORTH RIVER GREENHOUSE			1,262.49	2,367,743.07
08/12/2022	APPKT03161	150780	ODP BUSINESS SOLUTIONS LLC	18349 - ODP BUSINESS SOLUTIONS LLC			134.52	2,367,608.55

Account	Name	Beginning Balance	Total Activity	Total Debits	Total Credits	Ending Balance
99-1-00-71111	POOLED CASH - Continued	1,857,501.36	-84,814.36	2,196,881.65	2,281,696.01	1,772,687.00

Post Date	Packet Number	Source Transaction	Description	Vendor	Project Account	Debits	Credits	Running Balance
08/12/2022	APPKT03161	150781	PAVEMENT STENCIL COMPANY	16298 - PAVEMENT STENCIL COMPANY			192.00	2,367,416.55
08/12/2022	APPKT03161	150782	PETTY CASH/P.D.	10178 - PETTY CASH/P.D.			86.66	2,367,329.89
08/12/2022	APPKT03161	150783	PROCOM LLC	10482 - PROCOM LLC			107.00	2,367,222.89
08/12/2022	APPKT03161	150784	REED TIRE INC.	17761 - REED TIRE INC.			79.12	2,367,143.77
08/12/2022	APPKT03161	150785	RHILEY HACSI	18442 - RHILEY HACSI			40.00	2,367,103.77
08/12/2022	APPKT03161	150786	RIO GRANDE BENTONITE, INC	18344 - RIO GRANDE BENTONITE, INC			1,600.00	2,365,503.77
08/12/2022	APPKT03161	150787	RIO GRANDE MOTOR PARTS CO, INC	12712 - RIO GRANDE MOTOR PARTS CO, INC			49.29	2,365,454.48
08/12/2022	APPKT03161	150788	ROCKY MOUNTAIN HOME HEALTH SUPPLIES L...	12220 - ROCKY MOUNTAIN HOME HEALTH S...			85.47	2,365,369.01
08/12/2022	APPKT03161	150789	ROI FIRE & BALLISTICS EQUIPMENT, INC.	17194 - ROI FIRE & BALLISTICS EQUIPMENT, I...			2,805.00	2,362,564.01
08/12/2022	APPKT03161	150790	SAN JUAN IMPROVEMENTS	18447 - SAN JUAN IMPROVEMENTS			1,102.00	2,361,462.01
08/12/2022	APPKT03161	150791	SAN LUIS VALLEY REGIONAL SOLID WASTE AU...	15193 - SAN LUIS VALLEY REGIONAL SOLID W...			9,838.25	2,351,623.76
08/12/2022	APPKT03161	150792	SCHRADER'S GLASS SHOP	15902 - SCHRADER'S GLASS SHOP			295.00	2,351,328.76
08/12/2022	APPKT03161	150793	SLV SPORTS & WELLNESS	10686 - SLV SPORTS & WELLNESS			300.00	2,351,028.76
08/12/2022	APPKT03161	150794	SNO SHACK	18445 - SNO SHACK			256.00	2,350,772.76
08/12/2022	APPKT03161	150795	STEFFENS QUALITY PLUMBING & HEATING INC.	15227 - STEFFENS QUALITY PLUMBING & HEA...			9,237.50	2,341,535.26
08/12/2022	APPKT03161	150796	STEVE HOSTETTER	11606 - STEVE HOSTETTER			1,375.00	2,340,160.26
08/12/2022	APPKT03161	150797	THE HOME DEPOT PRO	10660 - THE HOME DEPOT PRO			546.89	2,339,613.37
08/12/2022	APPKT03161	150798	THOMAS DESMOND	18444 - THOMAS DESMOND			10.00	2,339,603.37
08/12/2022	APPKT03161	150799	UNCC	17981 - UNCC			183.30	2,339,420.07
08/12/2022	APPKT03161	150800	USA BLUEBOOK	15340 - USA BLUEBOOK			196.63	2,339,223.44
08/12/2022	APPKT03161	150801	VALLEY COURIER INC.	10105 - VALLEY COURIER INC.			2,098.00	2,337,125.44
08/12/2022	APPKT03161	150802	VICTIMS ASSISTANCE	15267 - VICTIMS ASSISTANCE			142.00	2,336,983.44
08/12/2022	APPKT03161	150803	WORKWELL PREVENTION & CARE INC.	18293 - WORKWELL PREVENTION & CARE INC.			370.00	2,336,613.44
08/12/2022	APPKT03161	150804	YAMAHA MOTOR FINANCE	17760 - YAMAHA MOTOR FINANCE			4,387.00	2,332,226.44
08/12/2022	APPKT03161	3413	AIRGAS USA, LLC	15230 - AIRGAS USA, LLC			141.49	2,332,084.95
08/12/2022	APPKT03161	3414	FASTENAL COMPANY	15494 - FASTENAL COMPANY			64.79	2,332,020.16
08/12/2022	APPKT03161	3415	FRONT RANGE FIRE APPARATUS	15377 - FRONT RANGE FIRE APPARATUS			2,279.72	2,329,740.44
08/12/2022	APPKT03161	3416	INGRAM LIBRARY SERVICE	15125 - INGRAM LIBRARY SERVICE			80.99	2,329,659.45
08/12/2022	APPKT03161	3417	VALLEY LOCK & SECURITY INC.	10109 - VALLEY LOCK & SECURITY INC.			160.92	2,329,498.53
08/12/2022	APPKT03162	150805	CALIFORNIA STATE DISBURSEMENT UNIT	15551 - CALIFORNIA STATE DISBURSEMENT ...			73.91	2,329,424.62
08/12/2022	APPKT03162	150806	COMPANION VOLUNTARY LIFE	15935 - COMPANION VOLUNTARY LIFE			535.77	2,328,888.85
08/12/2022	APPKT03162	150807	CONTINENTAL AMERICAN INSURANCE	12383 - CONTINENTAL AMERICAN INSURANCE			651.18	2,328,237.67
08/12/2022	APPKT03162	150808	FAMILY SUPPORT REGISTRY	15515 - FAMILY SUPPORT REGISTRY			899.00	2,327,338.67
08/12/2022	APPKT03162	150809	FIDELITY ADVISOR FUNDS	15388 - FIDELITY ADVISOR FUNDS			16,655.72	2,310,682.95
08/12/2022	APPKT03162	150810	FRATERNAL ORDER OF POLICE	15119 - FRATERNAL ORDER OF POLICE			297.50	2,310,385.45
08/12/2022	APPKT03162	150811	KANSAS CITY LIFE INSURANCE COMPANY	12312 - KANSAS CITY LIFE INSURANCE COMP...			6.88	2,310,378.57
08/12/2022	APPKT03162	150812	SLV SPORTS & WELLNESS	10686 - SLV SPORTS & WELLNESS			34.00	2,310,344.57
08/12/2022	CLPKT02744	DEP0017594	B00010626 CLPKT02744 BG:Online Payments			959.23		2,311,303.80
08/12/2022	CLPKT02744	DEP0017594	B00010627 CLPKT02744 BG:D			3,693.81		2,314,997.61
08/12/2022	CLPKT02744	DEP0017594	B00010632 CLPKT02744 BG:D			2.00		2,314,999.61
08/12/2022	CLPKT02744	DEP0017594	B00010633 CLPKT02744 BG:D			77.50		2,315,077.11
08/12/2022	CLPKT02744	DEP0017594	B00010630 CLPKT02744 BG:D			1,410.00		2,316,487.11

Account	Name	Beginning Balance	Total Activity	Total Debits	Total Credits	Ending Balance
99-1-00-71111	POOLED CASH - Continued	1,857,501.36	-84,814.36	2,196,881.65	2,281,696.01	1,772,687.00

Post Date	Packet Number	Source Transaction	Description	Vendor	Project Account	Debits	Credits	Running Balance
08/12/2022	CLPKT02744	DEP0017594	B00010628 CLPKT02744 BG:D			155.00		2,316,642.11
08/12/2022	CLPKT02744	DEP0017594	B00010629 CLPKT02744 BG:D			165.85		2,316,807.96
08/12/2022	CLPKT02744	DEP0017594	B00010627 CLPKT02744 BG:D			1,472.25		2,318,280.21
08/12/2022	GLPKT13576	JN08745	CC DEPOSIT			73.00		2,318,353.21
08/13/2022	GLPKT13576	JN08746	CC DEPOSIT			60.00		2,318,413.21
08/14/2022	GLPKT13576	JN08747	CC DEPOSIT			24.00		2,318,437.21
08/15/2022	CLPKT02745	DEP0017597	B00010638 CLPKT02745 BG:Online Payments			212.21		2,318,649.42
08/15/2022	CLPKT02745	DEP0017597	B00010644 CLPKT02745 BG:D			50.00		2,318,699.42
08/15/2022	CLPKT02745	DEP0017597	B00010637 CLPKT02745 BG:D			40,237.89		2,358,937.31
08/15/2022	CLPKT02745	DEP0017597	B00010634 CLPKT02745 BG:Online Payments			2,550.24		2,361,487.55
08/15/2022	CLPKT02745	DEP0017597	B00010643 CLPKT02745 BG:D			741.96		2,362,229.51
08/15/2022	CLPKT02745	DEP0017597	B00010643 CLPKT02745 BG:D			371.00		2,362,600.51
08/15/2022	CLPKT02745	DEP0017597	B00010635 CLPKT02745 BG:D			13,580.97		2,376,181.48
08/15/2022	CLPKT02745	DEP0017597	B00010641 CLPKT02745 BG:D			31,612.53		2,407,794.01
08/15/2022	CLPKT02745	DEP0017597	B00010639 CLPKT02745 BG:D			194.00		2,407,988.01
08/15/2022	CLPKT02745	DEP0017597	B00010645 CLPKT02745 BG:D			16,313.17		2,424,301.18
08/15/2022	CLPKT02745	DEP0017597	B00010635 CLPKT02745 BG:D			1,644.95		2,425,946.13
08/15/2022	CLPKT02745	DEP0017597	B00010642 CLPKT02745 BG:Online Payments			277.02		2,426,223.15
08/15/2022	CLPKT02746	DEP0017598	B00010636 CLPKT02746 BG:D			300.00		2,426,523.15
08/15/2022	CLPKT02746	DEP0017599	B00010640 CLPKT02746 BG:Online Payments			105.00		2,426,628.15
08/15/2022	CLPKT02746	DEP0017600	B00010631 CLPKT02746 BG:Online Payments			125.00		2,426,753.15
08/15/2022	APPKT03166	DFT0010149	XCEL ENERGY	15115 - XCEL ENERGY			15.88	2,426,737.27
08/15/2022	APPKT03166	DFT0010150	XCEL ENERGY	15115 - XCEL ENERGY			63.50	2,426,673.77
08/15/2022	APPKT03166	DFT0010151	XCEL ENERGY	15115 - XCEL ENERGY			15.88	2,426,657.89
08/15/2022	GLPKT13576	JN08748	CC DEPOSIT			647.00		2,427,304.89
08/15/2022	APPKT03178	DFT0010204	PITNEY BOWES GLOBAL FINANCIAL SRVS LLC	12042 - PITNEY BOWES GLOBAL FINANCIAL S...			759.99	2,426,544.90
08/15/2022	APPKT03179	DFT0010205	VERIZON	90894 - VERIZON			495.63	2,426,049.27
08/16/2022	CLPKT02747	DEP0017603	B00010649 CLPKT02747 BG:EF			25,438.68		2,451,487.95
08/16/2022	CLPKT02748	DEP0017606	B00010650 CLPKT02748 BG:EF			15.19		2,451,503.14
08/16/2022	CLPKT02749	DEP0017607	B00010652 CLPKT02749 BG:D			255.00		2,451,758.14
08/16/2022	CLPKT02750	DEP0017610	B00010646 CLPKT02750 BG:Online Payments			1,786.85		2,453,544.99
08/16/2022	CLPKT02750	DEP0017610	B00010647 CLPKT02750 BG:D			22,086.57		2,475,631.56
08/16/2022	CLPKT02750	DEP0017610	B00010651 CLPKT02750 BG:D			130.00		2,475,761.56
08/16/2022	CLPKT02750	DEP0017610	B00010646 CLPKT02750 BG:Online Payments			54.86		2,475,816.42
08/16/2022	CLPKT02750	DEP0017610	B00010654 CLPKT02750 BG:D			1,306.88		2,477,123.30
08/16/2022	CLPKT02750	DEP0017610	B00010655 CLPKT02750 BG:D			84.69		2,477,207.99
08/16/2022	CLPKT02750	DEP0017610	B00010647 CLPKT02750 BG:D			990.18		2,478,198.17
08/16/2022	CLPKT02755	DEP0017623	B00010670 CLPKT02755 BG:EF			2,903.25		2,481,101.42
08/16/2022	APPKT03166	DFT0010146	XCEL ENERGY	15115 - XCEL ENERGY			420.13	2,480,681.29
08/16/2022	APPKT03166	DFT0010147	XCEL ENERGY	15115 - XCEL ENERGY			165.51	2,480,515.78
08/16/2022	APPKT03166	DFT0010148	XCEL ENERGY	15115 - XCEL ENERGY			31.79	2,480,483.99
08/16/2022	GLPKT13576	JN08749	CC DEPOSIT			666.00		2,481,149.99

Account	Name	Beginning Balance	Total Activity	Total Debits	Total Credits	Ending Balance
99-1-00-71111	POOLED CASH - Continued	1,857,501.36	-84,814.36	2,196,881.65	2,281,696.01	1,772,687.00

Post Date	Packet Number	Source Transaction	Description	Vendor	Project Account	Debits	Credits	Running Balance
08/17/2022	CLPKT02751	DEP0017611	B00010661 CLPKT02751 BG:D			125.00		2,481,274.99
08/17/2022	CLPKT02752	DEP0017614	B00010665 CLPKT02752 BG:Online Payments			53.32		2,481,328.31
08/17/2022	CLPKT02752	DEP0017614	B00010657 CLPKT02752 BG:D			9,478.91		2,490,807.22
08/17/2022	CLPKT02752	DEP0017614	B00010657 CLPKT02752 BG:D			776.93		2,491,584.15
08/17/2022	CLPKT02752	DEP0017614	B00010660 CLPKT02752 BG:D			50.00		2,491,634.15
08/17/2022	CLPKT02752	DEP0017614	B00010662 CLPKT02752 BG:D			3,693.65		2,495,327.80
08/17/2022	CLPKT02752	DEP0017614	B00010659 CLPKT02752 BG:D			1,473.00		2,496,800.80
08/17/2022	CLPKT02752	DEP0017614	B00010664 CLPKT02752 BG:D			278.75		2,497,079.55
08/17/2022	CLPKT02752	DEP0017614	B00010658 CLPKT02752 BG:D			2,495.83		2,499,575.38
08/17/2022	CLPKT02752	DEP0017614	B00010656 CLPKT02752 BG:Online Payments			954.87		2,500,530.25
08/17/2022	CLPKT02752	DEP0017614	B00010663 CLPKT02752 BG:D			204.80		2,500,735.05
08/17/2022	CLPKT02753	DEP0017617	B00010668 CLPKT02753 BG:EF			16.71		2,500,751.76
08/17/2022	APPKT03166	DFT0010152	XCEL ENERGY	15115 - XCEL ENERGY			2,796.60	2,497,955.16
08/17/2022	APPKT03166	DFT0010153	XCEL ENERGY	15115 - XCEL ENERGY			1,718.27	2,496,236.89
08/17/2022	APPKT03166	DFT0010154	XCEL ENERGY	15115 - XCEL ENERGY			55.08	2,496,181.81
08/17/2022	APPKT03166	DFT0010155	XCEL ENERGY	15115 - XCEL ENERGY			1,458.13	2,494,723.68
08/17/2022	GLPKT13576	JN08750	CC DEPOSIT			1,502.00		2,496,225.68
08/18/2022	CLPKT02754	DEP0017620	B00010669 CLPKT02754 BG:EF			21.69		2,496,247.37
08/18/2022	CLPKT02756	DEP0017627	B00010671 CLPKT02756 BG:D			50.00		2,496,297.37
08/18/2022	CLPKT02756	DEP0017627	B00010673 CLPKT02756 BG:D			110.00		2,496,407.37
08/18/2022	CLPKT02756	DEP0017627	B00010667 CLPKT02756 BG:D			12,504.60		2,508,911.97
08/18/2022	CLPKT02756	DEP0017627	B00010672 CLPKT02756 BG:D			917.96		2,509,829.93
08/18/2022	CLPKT02756	DEP0017627	B00010667 CLPKT02756 BG:D			255.06		2,510,084.99
08/18/2022	CLPKT02756	DEP0017627	B00010666 CLPKT02756 BG:Online Payments			3,388.45		2,513,473.44
08/18/2022	GLPKT13576	JN08751	CC DEPOSIT			203.00		2,513,676.44
08/19/2022	APPKT03165	150813	4RIVERS EQUIPMENT	12844 - 4RIVERS EQUIPMENT			176.63	2,513,499.81
08/19/2022	APPKT03165	150814	ACE HARDWARE OF ALAMOSA	12276 - ACE HARDWARE OF ALAMOSA			549.28	2,512,950.53
08/19/2022	APPKT03165	150816	ADAMSON POLICE PRODUCTS	10308 - ADAMSON POLICE PRODUCTS			5,767.00	2,507,183.53
08/19/2022	APPKT03165	150817	ADELA VELASCO	17641 - ADELA VELASCO			25.00	2,507,158.53
08/19/2022	APPKT03165	150818	ALAMOSA STATE BANK-VISA	15422 - ALAMOSA STATE BANK-VISA			2,402.12	2,504,756.41
08/19/2022	APPKT03165	150819	AUTOZONE	12768 - AUTOZONE			42.18	2,504,714.23
08/19/2022	APPKT03165	150820	BRANDON BERTSCH	17145 - BRANDON BERTSCH			276.00	2,504,438.23
08/19/2022	APPKT03165	150821	BUSINESS SOLUTIONS LEASING	10987 - BUSINESS SOLUTIONS LEASING			1,615.33	2,502,822.90
08/19/2022	APPKT03165	150822	BUSTANG-OUTRIDER SRDA TRANSPORTATION	18209 - BUSTANG-OUTRIDER SRDA TRANSPO...			31.00	2,502,791.90
08/19/2022	APPKT03165	150823	CENTURYLINK	12295 - CENTURYLINK			539.35	2,502,252.55
08/19/2022	APPKT03165	150824	CHARTER COMMUNICATIONS	12826 - CHARTER COMMUNICATIONS			16.80	2,502,235.75
08/19/2022	APPKT03165	150825	CIELLO POWERED BY SLVREC	16716 - CIELLO POWERED BY SLVREC			186.65	2,502,049.10
08/19/2022	APPKT03165	150826	COLORADO STATE PATROL	90219 - COLORADO STATE PATROL			75,874.50	2,426,174.60
08/19/2022	APPKT03165	150827	CORE & MAIN LP	17522 - CORE & MAIN LP			569.30	2,425,605.30
08/19/2022	APPKT03165	150828	DOMINIC KHOKETKHAM	17242 - DOMINIC KHOKETKHAM			197.00	2,425,408.30
08/19/2022	APPKT03165	150829	ELLIOTT EQUIPMENT	12916 - ELLIOTT EQUIPMENT			221,011.41	2,204,396.89
08/19/2022	APPKT03165	150830	EXPRESS TOLL SERVICE CENTER	11702 - EXPRESS TOLL SERVICE CENTER			8.10	2,204,388.79

Account	Name	Beginning Balance	Total Activity	Total Debits	Total Credits	Ending Balance
99-1-00-71111	POOLED CASH - Continued	1,857,501.36	-84,814.36	2,196,881.65	2,281,696.01	1,772,687.00

Post Date	Packet Number	Source Transaction	Description	Vendor	Project Account	Debits	Credits	Running Balance
08/19/2022	APPKT03165	150831	FALLON CROWTHER	17498 - FALLON CROWTHER			10.00	2,204,378.79
08/19/2022	APPKT03165	150832	FARIS MACHINERY COMPANY	11504 - FARIS MACHINERY COMPANY			139.60	2,204,239.19
08/19/2022	APPKT03165	150833	FEDEX	10519 - FEDEX			76.47	2,204,162.72
08/19/2022	APPKT03165	150834	FREMAREK, INC	90577 - FREMAREK, INC			338.17	2,203,824.55
08/19/2022	APPKT03165	150835	GALLS/QUARTERMASTER INC.	15257 - GALLS/QUARTERMASTER INC.			477.63	2,203,346.92
08/19/2022	APPKT03165	150836	HARRY REYNOLDS	10588 - HARRY REYNOLDS			21.85	2,203,325.07
08/19/2022	APPKT03165	150837	JAKE MEDINA	15561 - JAKE MEDINA			11,061.25	2,192,263.82
08/19/2022	APPKT03165	150838	JAREB AZIZ	18289 - JAREB AZIZ			197.00	2,192,066.82
08/19/2022	APPKT03165	150839	JASON RUSSELL	16173 - JASON RUSSELL			513.00	2,191,553.82
08/19/2022	APPKT03165	150840	JOEY SPANGLER	11860 - JOEY SPANGLER			434.00	2,191,119.82
08/19/2022	APPKT03165	150841	KIMBALL MIDWEST	12711 - KIMBALL MIDWEST			132.52	2,190,987.30
08/19/2022	APPKT03165	150842	LRE WATER INC.	18085 - LRE WATER INC.			3,577.50	2,187,409.80
08/19/2022	APPKT03165	150843	MARIA KRAMER	18340 - MARIA KRAMER			120.00	2,187,289.80
08/19/2022	APPKT03165	150844	MC CANDLESS INTERNATIONAL	15442 - MC CANDLESS INTERNATIONAL			336.10	2,186,953.70
08/19/2022	APPKT03165	150845	MID AMERICAN BOOKS	18450 - MID AMERICAN BOOKS			542.75	2,186,410.95
08/19/2022	APPKT03165	150846	MINERALS TECHNOLOGY CORP	11941 - MINERALS TECHNOLOGY CORP			369.99	2,186,040.96
08/19/2022	APPKT03165	150847	MONTE VISTA COOP INC.	10415 - MONTE VISTA COOP INC.			2,662.43	2,183,378.53
08/19/2022	APPKT03165	150848	MUNICIPAL TREATMENT EQUIPMENT INC.	15719 - MUNICIPAL TREATMENT EQUIPMENT ..			3,075.68	2,180,302.85
08/19/2022	APPKT03165	150849	NEXT LEVEL EXTRICATION	18451 - NEXT LEVEL EXTRICATION			1,900.00	2,178,402.85
08/19/2022	APPKT03165	150850	PEAK FUEL SYSTEMS	18448 - PEAK FUEL SYSTEMS			150.00	2,178,252.85
08/19/2022	APPKT03165	150851	REED TIRE INC.	17761 - REED TIRE INC.			294.71	2,177,958.14
08/19/2022	APPKT03165	150852	RIO GRANDE BENTONITE, INC	18344 - RIO GRANDE BENTONITE, INC			3,050.00	2,174,908.14
08/19/2022	APPKT03165	150853	RIO GRANDE MOTOR PARTS CO, INC	12712 - RIO GRANDE MOTOR PARTS CO, INC			518.08	2,174,390.06
08/19/2022	APPKT03165	150854	SAFEWAY	18449 - SAFEWAY			30.00	2,174,360.06
08/19/2022	APPKT03165	150855	SAM MAESTAS	12764 - SAM MAESTAS			276.00	2,174,084.06
08/19/2022	APPKT03165	150856	SPARKLE CLEANERS	18123 - SPARKLE CLEANERS			50.00	2,174,034.06
08/19/2022	APPKT03165	150857	THE HOME DEPOT PRO	10660 - THE HOME DEPOT PRO			128.06	2,173,906.00
08/19/2022	APPKT03165	150858	THK ASSOCIATES, INC.	18206 - THK ASSOCIATES, INC.			2,475.00	2,171,431.00
08/19/2022	APPKT03165	150859	TOWN & COUNTRY CAR & TRUCK CENTER INC.	15266 - TOWN & COUNTRY CAR & TRUCK CE...			37.52	2,171,393.48
08/19/2022	APPKT03165	150860	TRANSUNION RISK AND ALTERNATIVE	16840 - TRANSUNION RISK AND ALTERNATIVE			175.00	2,171,218.48
08/19/2022	APPKT03165	150861	U.S. TRACTOR INC.	11554 - U.S. TRACTOR INC.			1,688.85	2,169,529.63
08/19/2022	APPKT03165	150862	US AUTO FORCE	12683 - US AUTO FORCE			176.47	2,169,353.16
08/19/2022	APPKT03165	150863	VALLEY COURIER INC.	10105 - VALLEY COURIER INC.			663.20	2,168,689.96
08/19/2022	APPKT03165	150864	VALLEY WIDE HEALTH SYSTEMS INC.	12903 - VALLEY WIDE HEALTH SYSTEMS INC.			1,354.17	2,167,335.79
08/19/2022	APPKT03165	150865	VIAERO WIRELESS	12784 - VIAERO WIRELESS			264.63	2,167,071.16
08/19/2022	APPKT03165	3418	AIRGAS USA, LLC	15230 - AIRGAS USA, LLC			256.81	2,166,814.35
08/19/2022	APPKT03165	3419	BRIDGESTONE AMERICAS, INC	12799 - BRIDGESTONE AMERICAS, INC			2,916.74	2,163,897.61
08/19/2022	APPKT03165	3420	DELL MARKETING L.P.	12557 - DELL MARKETING L.P.			1,018.27	2,162,879.34
08/19/2022	APPKT03165	3421	FERGUSON ENTERPRISES, INC	15357 - FERGUSON ENTERPRISES, INC			180.87	2,162,698.47
08/19/2022	APPKT03165	3422	HAYNIES, INC.	10056 - HAYNIES, INC.			1,043.10	2,161,655.37
08/19/2022	APPKT03165	3424	INGRAM LIBRARY SERVICE	15125 - INGRAM LIBRARY SERVICE			207.41	2,161,447.96
08/19/2022	APPKT03165	3425	SGS NORTH AMERICA, INC	16078 - SGS NORTH AMERICA, INC			330.71	2,161,117.25

Account	Name	Beginning Balance	Total Activity	Total Debits	Total Credits	Ending Balance
99-1-00-71111	POOLED CASH - Continued	1,857,501.36	-84,814.36	2,196,881.65	2,281,696.01	1,772,687.00

Post Date	Packet Number	Source Transaction	Description	Vendor	Project Account	Debits	Credits	Running Balance
08/19/2022	APPKT03165	3426	STAPLES BUSINESS ADVANTAGE	11088 - STAPLES BUSINESS ADVANTAGE			181.24	2,160,936.01
08/19/2022	APPKT03165	3427	SUNE H3 HOLDINGS, LLC	11483 - SUNE H3 HOLDINGS, LLC			4,477.78	2,156,458.23
08/19/2022	APPKT03165	3428	VALLEY LOCK & SECURITY INC.	10109 - VALLEY LOCK & SECURITY INC.			6.00	2,156,452.23
08/19/2022	APPKT03165	3429	WEISS CLEANERS	15270 - WEISS CLEANERS			665.00	2,155,787.23
08/19/2022	GLPKT13505	JN08726	To record GC sales tax for July pd in Aug				2,947.45	2,152,839.78
08/19/2022	CLPKT02757	DEP0017630	B00010677 CLPKT02757 BG:D			15,096.95		2,167,936.73
08/19/2022	CLPKT02757	DEP0017630	B00010676 CLPKT02757 BG:Online Payments			2,960.12		2,170,896.85
08/19/2022	CLPKT02757	DEP0017630	B00010679 CLPKT02757 BG:D			36.04		2,170,932.89
08/19/2022	CLPKT02757	DEP0017630	B00010682 CLPKT02757 BG:Online Payments			62.57		2,170,995.46
08/19/2022	CLPKT02757	DEP0017630	B00010678 CLPKT02757 BG:D			860.00		2,171,855.46
08/19/2022	CLPKT02757	DEP0017630	B00010679 CLPKT02757 BG:D			1,647.12		2,173,502.58
08/19/2022	CLPKT02757	DEP0017630	B00010677 CLPKT02757 BG:D			510.40		2,174,012.98
08/19/2022	CLPKT02758	DEP0017631	B00010680 CLPKT02758 BG:D			135.00		2,174,147.98
08/19/2022	APPKT03166	DFT0010145	XCEL ENERGY	15115 - XCEL ENERGY			512.68	2,173,635.30
08/19/2022	APPKT03166	DFT0010158	PAYPAL	11510 - PAYPAL			99.00	2,173,536.30
08/19/2022	GLPKT13576	JN08752	CC DEPOSIT			931.00		2,174,467.30
08/20/2022	GLPKT13576	JN08753	CC DEPOSIT			170.00		2,174,637.30
08/21/2022	GLPKT13576	JN08754	CC DEPOSIT			80.00		2,174,717.30
08/22/2022	UBPKT01605	DEP0017634	ACH Draft Packet UBPKT01605			52,197.34		2,226,914.64
08/22/2022	APPKT03166	DFT0010156	XCEL ENERGY	15115 - XCEL ENERGY			13,728.87	2,213,185.77
08/22/2022	APPKT03166	DFT0010157	CIGNA	17515 - CIGNA			115,502.46	2,097,683.31
08/22/2022	APPKT03166	DFT0010159	PAYPAL	11510 - PAYPAL			43.36	2,097,639.95
08/22/2022	CLPKT02759	DEP0017637	B00010695 CLPKT02759 BG:EF			8.03		2,097,647.98
08/22/2022	CLPKT02760	DEP0017640	B00010683 CLPKT02760 BG:Online Payments			3,393.20		2,101,041.18
08/22/2022	CLPKT02760	DEP0017640	B00010687 CLPKT02760 BG:D			100.00		2,101,141.18
08/22/2022	CLPKT02760	DEP0017640	B00010686 CLPKT02760 BG:D			532.70		2,101,673.88
08/22/2022	CLPKT02760	DEP0017640	B00010688 CLPKT02760 BG:D			22.00		2,101,695.88
08/22/2022	CLPKT02760	DEP0017640	B00010692 CLPKT02760 BG:D			36.93		2,101,732.81
08/22/2022	CLPKT02760	DEP0017640	B00010685 CLPKT02760 BG:Online Payments			6,298.92		2,108,031.73
08/22/2022	CLPKT02760	DEP0017640	B00010687 CLPKT02760 BG:D			50.00		2,108,081.73
08/22/2022	CLPKT02760	DEP0017640	B00010686 CLPKT02760 BG:D			50,869.08		2,158,950.81
08/22/2022	CLPKT02760	DEP0017640	B00010694 CLPKT02760 BG:D			26,839.91		2,185,790.72
08/22/2022	CLPKT02760	DEP0017640	B00010684 CLPKT02760 BG:Online Payments			1,249.06		2,187,039.78
08/22/2022	CLPKT02760	DEP0017640	B00010696 CLPKT02760 BG:D			75.00		2,187,114.78
08/22/2022	CLPKT02760	DEP0017640	B00010693 CLPKT02760 BG:D			2,645.60		2,189,760.38
08/22/2022	CLPKT02760	DEP0017640	B00010689 CLPKT02760 BG:D			88.75		2,189,849.13
08/22/2022	CLPKT02760	DEP0017640	B00010690 CLPKT02760 BG:D			196.00		2,190,045.13
08/22/2022	CLPKT02761	DEP0017641	B00010691 CLPKT02761 BG:D			315.00		2,190,360.13
08/22/2022	GLPKT13576	JN08755	CC DEPOSIT			409.00		2,190,769.13
08/23/2022	CLPKT02762	DEP0017644	B00010703 CLPKT02762 BG:EF			32.33		2,190,801.46
08/23/2022	CLPKT02763	DEP0017647	B00010697 CLPKT02763 BG:Online Payments			824.43		2,191,625.89
08/23/2022	CLPKT02764	DEP0017648	B00010698 CLPKT02764 BG:D			50.00		2,191,675.89

Account	Name	Beginning Balance	Total Activity	Total Debits	Total Credits	Ending Balance
99-1-00-71111	POOLED CASH - Continued	1,857,501.36	-84,814.36	2,196,881.65	2,281,696.01	1,772,687.00

Post Date	Packet Number	Source Transaction	Description	Vendor	Project Account	Debits	Credits	Running Balance
08/23/2022	CLPKT02765	DEP0017652	B00010702 CLPKT02765 BG:D			25.00		2,191,700.89
08/23/2022	CLPKT02765	DEP0017652	B00010708 CLPKT02765 BG:D			75.00		2,191,775.89
08/23/2022	CLPKT02765	DEP0017652	B00010704 CLPKT02765 BG:D			79.79		2,191,855.68
08/23/2022	CLPKT02765	DEP0017652	B00010700 CLPKT02765 BG:D			542.29		2,192,397.97
08/23/2022	CLPKT02765	DEP0017652	B00010699 CLPKT02765 BG:D			1,246.18		2,193,644.15
08/23/2022	CLPKT02765	DEP0017652	B00010706 CLPKT02765 BG:D			2,432.38		2,196,076.53
08/23/2022	CLPKT02765	DEP0017652	B00010710 CLPKT02765 BG:Online Payments			387.61		2,196,464.14
08/23/2022	CLPKT02765	DEP0017652	B00010711 CLPKT02765 BG:D			1.00		2,196,465.14
08/23/2022	CLPKT02765	DEP0017652	B00010701 CLPKT02765 BG:D			11,240.50		2,207,705.64
08/23/2022	CLPKT02765	DEP0017652	B00010699 CLPKT02765 BG:D			9,433.01		2,217,138.65
08/23/2022	CLPKT02765	DEP0017652	B00010705 CLPKT02765 BG:D			10.91		2,217,149.56
08/23/2022	CLPKT02766	DEP0017655	B00010707 CLPKT02766 BG:EF			237.85		2,217,387.41
08/23/2022	GLPKT13576	JN08756	CC DEPOSIT			197.00		2,217,584.41
08/24/2022	CLPKT02767	DEP0017658	B00010716 CLPKT02767 BG:D			1,610.00		2,219,194.41
08/24/2022	CLPKT02767	DEP0017658	B00010713 CLPKT02767 BG:D			458.00		2,219,652.41
08/24/2022	CLPKT02767	DEP0017658	B00010715 CLPKT02767 BG:D			2,290.55		2,221,942.96
08/24/2022	CLPKT02767	DEP0017658	B00010713 CLPKT02767 BG:D			5,559.12		2,227,502.08
08/24/2022	CLPKT02767	DEP0017658	B00010717 CLPKT02767 BG:D			2.08		2,227,504.16
08/24/2022	CLPKT02767	DEP0017658	B00010712 CLPKT02767 BG:Online Payments			1,589.34		2,229,093.50
08/24/2022	CLPKT02768	DEP0017659	B00010718 CLPKT02768 BG:Online Payments			175.00		2,229,268.50
08/24/2022	CLPKT02768	DEP0017660	B00010714 CLPKT02768 BG:D			685.00		2,229,953.50
08/24/2022	UBPKT01618	DEP0017666	Utility Reverse Payment Packet UBPKT01618				61.25	2,229,892.25
08/24/2022	GLPKT13576	JN08757	CC DEPOSIT			343.00		2,230,235.25
08/24/2022	APPKT03175	DFT0010179	XCEL ENERGY	15115 - XCEL ENERGY			333.41	2,229,901.84
08/25/2022	PYPKT02793	EFT0000043	Payroll EFT				201,751.03	2,028,150.81
08/25/2022	CLPKT02769	DEP0017663	B00010725 CLPKT02769 BG:EF			15.39		2,028,166.20
08/25/2022	CLPKT02770	DEP0017669	B00010726 CLPKT02770 BG:D			160.52		2,028,326.72
08/25/2022	CLPKT02770	DEP0017669	B00010720 CLPKT02770 BG:D			4,562.80		2,032,889.52
08/25/2022	CLPKT02770	DEP0017669	B00010720 CLPKT02770 BG:D			100.31		2,032,989.83
08/25/2022	CLPKT02770	DEP0017669	B00010723 CLPKT02770 BG:D			7,978.83		2,040,968.66
08/25/2022	CLPKT02770	DEP0017669	B00010720 CLPKT02770 BG:D			138.53		2,041,107.19
08/25/2022	CLPKT02770	DEP0017669	B00010719 CLPKT02770 BG:Online Payments			6,419.02		2,047,526.21
08/25/2022	CLPKT02770	DEP0017669	B00010721 CLPKT02770 BG:D			10.00		2,047,536.21
08/25/2022	CLPKT02770	DEP0017669	B00010722 CLPKT02770 BG:D			1,593.46		2,049,129.67
08/25/2022	CLPKT02770	DEP0017669	B00010719 CLPKT02770 BG:Online Payments			131.22		2,049,260.89
08/25/2022	CLPKT02773	DEP0017670	B00010724 CLPKT02773 BG:D			150.00		2,049,410.89
08/25/2022	APPKT03168	DFT0010160	FIRE & POLICE PENSION ASSOC	15228 - FIRE & POLICE PENSION ASSOC			2,271.09	2,047,139.80
08/25/2022	APPKT03168	DFT0010164	PERA	10083 - PERA			50.98	2,047,088.82
08/25/2022	APPKT03168	DFT0010165	PERA	10083 - PERA			41,351.63	2,005,737.19
08/25/2022	APPKT03168	DFT0010166	PERA	10083 - PERA			50.41	2,005,686.78
08/25/2022	APPKT03168	DFT0010167	PERA	10083 - PERA			301.87	2,005,384.91
08/25/2022	APPKT03168	DFT0010168	VOLUNTARY INVESTMENT PROGRAM	12137 - VOLUNTARY INVESTMENT PROGRAM			411.89	2,004,973.02

Account	Name	Beginning Balance	Total Activity	Total Debits	Total Credits	Ending Balance
99-1-00-71111	POOLED CASH - Continued	1,857,501.36	-84,814.36	2,196,881.65	2,281,696.01	1,772,687.00

Post Date	Packet Number	Source Transaction	Description	Vendor	Project Account	Debits	Credits	Running Balance
08/25/2022	APPKT03168	DFT0010169	VOLUNTARY INVESTMENT PROGRAM	12137 - VOLUNTARY INVESTMENT PROGRAM			445.00	2,004,528.02
08/25/2022	APPKT03168	DFT0010170	ICMA RETIREMENT TRUST-457	10512 - ICMA RETIREMENT TRUST-457			2,080.73	2,002,447.29
08/25/2022	APPKT03168	DFT0010171	ICMA RETIREMENT TRUST-457	10512 - ICMA RETIREMENT TRUST-457			125.00	2,002,322.29
08/25/2022	APPKT03168	DFT0010172	TASC	16690 - TASC			273.06	2,002,049.23
08/25/2022	APPKT03168	DFT0010173	TASC	16690 - TASC			1,498.18	2,000,551.05
08/25/2022	APPKT03168	DFT0010174	VOLUNTARY INVESTMENT PROGRAM	12137 - VOLUNTARY INVESTMENT PROGRAM			200.00	2,000,351.05
08/25/2022	APPKT03168	DFT0010175	VOLUNTARY INVESTMENT PROGRAM	12137 - VOLUNTARY INVESTMENT PROGRAM			100.00	2,000,251.05
08/25/2022	APPKT03168	DFT0010176	COLORADO DEPARTMENT OF REVENUE	15514 - COLORADO DEPARTMENT OF REVEN...			8,998.00	1,991,253.05
08/25/2022	APPKT03168	DFT0010177	UNITED STATES TREASURY	12816 - UNITED STATES TREASURY			17,582.56	1,973,670.49
08/25/2022	APPKT03168	DFT0010178	UNITED STATES TREASURY	12816 - UNITED STATES TREASURY			7,592.70	1,966,077.79
08/25/2022	GLPKT13576	JN08758	CC DEPOSIT			334.00		1,966,411.79
08/26/2022	APPKT03169	150866	14 WEST LLC	18134 - 14 WEST LLC			2,451.58	1,963,960.21
08/26/2022	APPKT03169	150867	ACE HARDWARE OF ALAMOSA	12276 - ACE HARDWARE OF ALAMOSA			362.84	1,963,597.37
08/26/2022	APPKT03169	150868	ADIDAS INC.	17625 - ADIDAS INC.			328.00	1,963,269.37
08/26/2022	APPKT03169	150869	ALAMOSA SENIOR CITIZENS	10013 - ALAMOSA SENIOR CITIZENS			17,000.00	1,946,269.37
08/26/2022	APPKT03169	150870	ALAMOSA STATE BANK-VISA	15422 - ALAMOSA STATE BANK-VISA			2,312.67	1,943,956.70
08/26/2022	APPKT03169	150871	ARLAN'S PRO SERVICES INC.	12385 - ARLAN'S PRO SERVICES INC.			25.00	1,943,931.70
08/26/2022	APPKT03169	150872	ASPHALT CONSTRUCTORS INC	11660 - ASPHALT CONSTRUCTORS INC			1,031.55	1,942,900.15
08/26/2022	APPKT03169	150873	AT&T MOBILITY	12236 - AT&T MOBILITY			79.18	1,942,820.97
08/26/2022	APPKT03169	150874	CATTAILS WOMEN'S GOLF ASSOCIATION	17856 - CATTAILS WOMEN'S GOLF ASSOCIATI...			140.00	1,942,680.97
08/26/2022	APPKT03169	150875	CENTER FOR RESTORATIVE PROGRAM	15788 - CENTER FOR RESTORATIVE PROGRAM			100,747.68	1,841,933.29
08/26/2022	APPKT03169	150876	CENTURYLINK	12295 - CENTURYLINK			216.35	1,841,716.94
08/26/2022	APPKT03169	150877	COBRA PUMA GOLF INCORPORATED	17828 - COBRA PUMA GOLF INCORPORATED			871.50	1,840,845.44
08/26/2022	APPKT03169	150878	COLORADO PARKS & RECREATION ASSOC.	10661 - COLORADO PARKS & RECREATION AS...			1,120.00	1,839,725.44
08/26/2022	APPKT03169	150879	EF'S RESTAURANT	16666 - EF'S RESTAURANT			251.50	1,839,473.94
08/26/2022	APPKT03169	150880	FEDEX	10519 - FEDEX			62.27	1,839,411.67
08/26/2022	APPKT03169	150881	FIERO AUTOMATION	18454 - FIERO AUTOMATION			338.56	1,839,073.11
08/26/2022	APPKT03169	150882	FIRST RESPONSE K-9 & SECURITY SERVICES LLC	18316 - FIRST RESPONSE K-9 & SECURITY SERV..			525.00	1,838,548.11
08/26/2022	APPKT03169	150883	GARDNER EXCAVATING	15211 - GARDNER EXCAVATING			132,409.56	1,706,138.55
08/26/2022	APPKT03169	150884	HUSMANN PLUMBING INC.	10645 - HUSMANN PLUMBING INC.			32.30	1,706,106.25
08/26/2022	APPKT03169	150885	JACE CROWTHER	18456 - JACE CROWTHER			135.48	1,705,970.77
08/26/2022	APPKT03169	150886	JULIAN MAENDEL	18453 - JULIAN MAENDEL			45.00	1,705,925.77
08/26/2022	APPKT03169	150887	MARIA WOFFORD	18455 - MARIA WOFFORD			25.00	1,705,900.77
08/26/2022	APPKT03169	150888	NORTH RIVER GREENHOUSE	90621 - NORTH RIVER GREENHOUSE			286.92	1,705,613.85
08/26/2022	APPKT03169	150889	O & V PRINTING INC.	10081 - O & V PRINTING INC.			424.50	1,705,189.35
08/26/2022	APPKT03169	150890	POOLE CHEMICAL COMPANY INC	11647 - POOLE CHEMICAL COMPANY INC			5,250.00	1,699,939.35
08/26/2022	APPKT03169	150891	POTESTIO BROTHERS EQUIPMENT	17860 - POTESTIO BROTHERS EQUIPMENT			414.75	1,699,524.60
08/26/2022	APPKT03169	150892	R&R PRODUCTS, INC.	16489 - R&R PRODUCTS, INC.			44.45	1,699,480.15
08/26/2022	APPKT03169	150893	RACHEL BAIRD	17623 - RACHEL BAIRD			51.79	1,699,428.36
08/26/2022	APPKT03169	150894	REBECCA DANIELS	17340 - REBECCA DANIELS			25.00	1,699,403.36
08/26/2022	APPKT03169	150895	REYNOLDS ENGINEERING CO., INC	10220 - REYNOLDS ENGINEERING CO., INC			1,500.00	1,697,903.36
08/26/2022	APPKT03169	150896	ROY SANCHEZ	10259 - ROY SANCHEZ			150.00	1,697,753.36

Account	Name	Beginning Balance	Total Activity	Total Debits	Total Credits	Ending Balance
99-1-00-71111	POOLED CASH - Continued	1,857,501.36	-84,814.36	2,196,881.65	2,281,696.01	1,772,687.00

Post Date	Packet Number	Source Transaction	Description	Vendor	Project Account	Debits	Credits	Running Balance
08/26/2022	APPKT03169	150897	SLV IMMIGRANT RESOURCE CENTER	11338 - SLV IMMIGRANT RESOURCE CENTER			30.00	1,697,723.36
08/26/2022	APPKT03169	150898	SWIRE COCA-COLA USA	17789 - SWIRE COCA-COLA USA			210.62	1,697,512.74
08/26/2022	APPKT03169	150899	SYNCB/AMAZON	16403 - SYNCB/AMAZON			4,203.67	1,693,309.07
08/26/2022	APPKT03169	150900	TARGET SPECIALTY PRODUCTS	18341 - TARGET SPECIALTY PRODUCTS			1,428.00	1,691,881.07
08/26/2022	APPKT03169	150901	THE REEDS AT CATTAILS	17940 - THE REEDS AT CATTAILS			4,275.00	1,687,606.07
08/26/2022	APPKT03169	150902	U.S. KIDSGOLF	17949 - U.S. KIDSGOLF			143.12	1,687,462.95
08/26/2022	APPKT03169	150903	U.S. TRACTOR INC.	11554 - U.S. TRACTOR INC.			275.87	1,687,187.08
08/26/2022	APPKT03169	150904	VALLEY COURIER INC.	10105 - VALLEY COURIER INC.			907.60	1,686,279.48
08/26/2022	APPKT03169	150905	VAN DIEST SUPPLY COMPANY	17652 - VAN DIEST SUPPLY COMPANY			2,685.00	1,683,594.48
08/26/2022	APPKT03169	150906	WHITE HARDWARE CO. INC.	11726 - WHITE HARDWARE CO. INC.			971.78	1,682,622.70
08/26/2022	APPKT03169	3430	AIRGAS USA, LLC	15230 - AIRGAS USA, LLC			134.10	1,682,488.60
08/26/2022	APPKT03169	3431	FASTENAL COMPANY	15494 - FASTENAL COMPANY			64.78	1,682,423.82
08/26/2022	APPKT03169	3432	HAYNIES, INC.	10056 - HAYNIES, INC.			94.48	1,682,329.34
08/26/2022	APPKT03169	3433	INGRAM LIBRARY SERVICE	15125 - INGRAM LIBRARY SERVICE			1,342.57	1,680,986.77
08/26/2022	APPKT03169	3434	SGS NORTH AMERICA, INC	16078 - SGS NORTH AMERICA, INC			330.71	1,680,656.06
08/26/2022	APPKT03169	3435	TAYLORMADE GOLF COMPANY INC.	17630 - TAYLORMADE GOLF COMPANY INC.			6,610.96	1,674,045.10
08/26/2022	APPKT03169	3436	WORLD FUEL SERVICES, INC	16397 - WORLD FUEL SERVICES, INC			2,429.78	1,671,615.32
08/26/2022	APPKT03170	150907	COMPANION VOLUNTARY LIFE	15935 - COMPANION VOLUNTARY LIFE			521.58	1,671,093.74
08/26/2022	APPKT03170	150908	CONTINENTAL AMERICAN INSURANCE	12383 - CONTINENTAL AMERICAN INSURANCE			633.73	1,670,460.01
08/26/2022	APPKT03170	150909	FAMILY SUPPORT REGISTRY	15515 - FAMILY SUPPORT REGISTRY			899.00	1,669,561.01
08/26/2022	APPKT03170	150910	FIDELITY ADVISOR FUNDS	15388 - FIDELITY ADVISOR FUNDS			18,921.72	1,650,639.29
08/26/2022	APPKT03170	150911	FRATERNAL ORDER OF POLICE	15119 - FRATERNAL ORDER OF POLICE			297.50	1,650,341.79
08/26/2022	APPKT03170	150912	KANSAS CITY LIFE INSURANCE COMPANY	12312 - KANSAS CITY LIFE INSURANCE COMP…			6.88	1,650,334.91
08/26/2022	CLPKT02774	DEP0017673	B00010732 CLPKT02774 BG:EF			9.64		1,650,344.55
08/26/2022	CLPKT02775	DEP0017676	B00010733 CLPKT02775 BG:D			1,229.00		1,651,573.55
08/26/2022	CLPKT02775	DEP0017676	B00010735 CLPKT02775 BG:D			34.50		1,651,608.05
08/26/2022	CLPKT02775	DEP0017676	B00010737 CLPKT02775 BG:Online Payments			111.76		1,651,719.81
08/26/2022	CLPKT02775	DEP0017676	B00010730 CLPKT02775 BG:D			308.00		1,652,027.81
08/26/2022	CLPKT02775	DEP0017676	B00010729 CLPKT02775 BG:D			8,598.93		1,660,626.74
08/26/2022	CLPKT02775	DEP0017676	B00010727 CLPKT02775 BG:Online Payments			6,943.27		1,667,570.01
08/26/2022	CLPKT02775	DEP0017676	B00010736 CLPKT02775 BG:D			26.25		1,667,596.26
08/26/2022	CLPKT02775	DEP0017676	B00010731 CLPKT02775 BG:D			212.22		1,667,808.48
08/26/2022	CLPKT02775	DEP0017676	B00010728 CLPKT02775 BG:D			19,500.35		1,687,308.83
08/26/2022	CLPKT02775	DEP0017676	B00010728 CLPKT02775 BG:D			1,331.97		1,688,640.80
08/26/2022	GLPKT13576	JN08759	CC DEPOSIT			440.00		1,689,080.80
08/26/2022	APPKT03175	DFT0010180	TASC	16690 - TASC			308.28	1,688,772.52
08/27/2022	GLPKT13576	JN08760	CC DEPOSIT			104.00		1,688,876.52
08/29/2022	CLPKT02776	DEP0017677	B00010747 CLPKT02776 BG:D			265.00		1,689,141.52
08/29/2022	CLPKT02777	DEP0017680	B00010740 CLPKT02777 BG:Online Payments			3,089.86		1,692,231.38
08/29/2022	CLPKT02777	DEP0017680	B00010743 CLPKT02777 BG:D			194.00		1,692,425.38
08/29/2022	CLPKT02777	DEP0017680	B00010745 CLPKT02777 BG:D			732.50		1,693,157.88
08/29/2022	CLPKT02777	DEP0017680	B00010746 CLPKT02777 BG:D			50.00		1,693,207.88

Account	Name	Beginning Balance	Total Activity	Total Debits	Total Credits	Ending Balance
99-1-00-71111	POOLED CASH - Continued	1,857,501.36	-84,814.36	2,196,881.65	2,281,696.01	1,772,687.00

Post Date	Packet Number	Source Transaction	Description	Vendor	Project Account	Debits	Credits	Running Balance
08/29/2022	CLPKT02777	DEP0017680	B00010739 CLPKT02777 BG:Online Payments			4,326.93		1,697,534.81
08/29/2022	CLPKT02777	DEP0017680	B00010742 CLPKT02777 BG:D			22,181.77		1,719,716.58
08/29/2022	CLPKT02777	DEP0017680	B00010740 CLPKT02777 BG:Online Payments			76.16		1,719,792.74
08/29/2022	CLPKT02777	DEP0017680	B00010738 CLPKT02777 BG:Online Payments			1,921.97		1,721,714.71
08/29/2022	CLPKT02777	DEP0017680	B00010746 CLPKT02777 BG:D			100.00		1,721,814.71
08/29/2022	CLPKT02777	DEP0017680	B00010742 CLPKT02777 BG:D			981.08		1,722,795.79
08/29/2022	CLPKT02777	DEP0017680	B00010745 CLPKT02777 BG:D			745.50		1,723,541.29
08/29/2022	CLPKT02777	DEP0017680	B00010740 CLPKT02777 BG:Online Payments			55.30		1,723,596.59
08/29/2022	CLPKT02777	DEP0017680	B00010741 CLPKT02777 BG:D			30.94		1,723,627.53
08/29/2022	CLPKT02777	DEP0017680	B00010744 CLPKT02777 BG:D			175.00		1,723,802.53
08/29/2022	GLPKT13576	JN08761	CC DEPOSIT			219.00		1,724,021.53
08/29/2022	APPKT03175	DFT0010181	XCEL ENERGY	15115 - XCEL ENERGY			86.78	1,723,934.75
08/29/2022	APPKT03175	DFT0010182	XCEL ENERGY	15115 - XCEL ENERGY			74.98	1,723,859.77
08/29/2022	APPKT03175	DFT0010183	XCEL ENERGY	15115 - XCEL ENERGY			72.37	1,723,787.40
08/29/2022	APPKT03175	DFT0010184	XCEL ENERGY	15115 - XCEL ENERGY			437.46	1,723,349.94
08/30/2022	GLPKT13536	JN08732	John Vasquez FPPA Adjustment			327.24		1,723,677.18
08/30/2022	CLPKT02778	DEP0017683	B00010752 CLPKT02778 BG:D			832.50		1,724,509.68
08/30/2022	CLPKT02778	DEP0017683	B00010750 CLPKT02778 BG:D			555.27		1,725,064.95
08/30/2022	CLPKT02778	DEP0017683	B00010753 CLPKT02778 BG:D			707.13		1,725,772.08
08/30/2022	CLPKT02778	DEP0017683	B00010749 CLPKT02778 BG:Online Payments			2,726.76		1,728,498.84
08/30/2022	CLPKT02778	DEP0017683	B00010751 CLPKT02778 BG:D			10.00		1,728,508.84
08/30/2022	CLPKT02778	DEP0017683	B00010750 CLPKT02778 BG:D			6,618.60		1,735,127.44
08/30/2022	CLPKT02779	DEP0017686	B00010759 CLPKT02779 BG:EF			500.00		1,735,627.44
08/30/2022	CLPKT02780	DEP0017689	B00010762 CLPKT02780 BG:EF			27,690.61		1,763,318.05
08/30/2022	CLPKT02781	DEP0017692	B00010763 CLPKT02781 BG:EF			4.89		1,763,322.94
08/30/2022	GLPKT13576	JN08762	CC DEPOSIT			539.00		1,763,861.94
08/30/2022	APPKT03175	DFT0010185	UMB BANK	11816 - UMB BANK			29,701.72	1,734,160.22
08/30/2022	APPKT03179	DFT0010225	PAYPAL	11510 - PAYPAL			192.64	1,733,967.58
08/31/2022	APPKT03160	DFT0010104	COLONIAL LIFE & ACCIDENT INS	10032 - COLONIAL LIFE & ACCIDENT INS			37.48	1,733,930.10
08/31/2022	APPKT03160	DFT0010105	AFLAC	15438 - AFLAC			330.65	1,733,599.45
08/31/2022	APPKT03160	DFT0010106	AFLAC	15438 - AFLAC			662.29	1,732,937.16
08/31/2022	APPKT03168	DFT0010161	COLONIAL LIFE & ACCIDENT INS	10032 - COLONIAL LIFE & ACCIDENT INS			37.48	1,732,899.68
08/31/2022	APPKT03168	DFT0010162	AFLAC	15438 - AFLAC			330.65	1,732,569.03
08/31/2022	APPKT03168	DFT0010163	AFLAC	15438 - AFLAC			614.65	1,731,954.38
08/31/2022	CLPKT02782	DEP0017695	B00010764 CLPKT02782 BG:EF			1,288.15		1,733,242.53
08/31/2022	CLPKT02783	DEP0017698	B00010765 CLPKT02783 BG:EF			2,041.38		1,735,283.91
08/31/2022	CLPKT02784	DEP0017701	B00010766 CLPKT02784 BG:EF			5.20		1,735,289.11
08/31/2022	CLPKT02785	DEP0017704	B00010755 CLPKT02785 BG:D			36,069.32		1,771,358.43
08/31/2022	CLPKT02785	DEP0017704	B00010755 CLPKT02785 BG:D			2,789.47		1,774,147.90
08/31/2022	CLPKT02785	DEP0017704	B00010758 CLPKT02785 BG:D			50.00		1,774,197.90
08/31/2022	CLPKT02785	DEP0017704	B00010760 CLPKT02785 BG:D			471.00		1,774,668.90
08/31/2022	CLPKT02785	DEP0017704	B00010756 CLPKT02785 BG:D			659.50		1,775,328.40

Account	Name	Beginning Balance	Total Activity	Total Debits	Total Credits	Ending Balance
99-1-00-71111	POOLED CASH - Continued	1,857,501.36	-84,814.36	2,196,881.65	2,281,696.01	1,772,687.00

Post Date	Packet Number	Source Transaction	Description	Vendor	Project Account	Debits	Credits	Running Balance
08/31/2022	CLPKT02785	DEP0017704	B00010754 CLPKT02785 BG:Online Payments			6,733.62		1,782,062.02
08/31/2022	CLPKT02785	DEP0017704	B00010754 CLPKT02785 BG:Online Payments			57.26		1,782,119.28
08/31/2022	CLPKT02785	DEP0017704	B00010768 CLPKT02785 BG:D			657.26		1,782,776.54
08/31/2022	CLPKT02785	DEP0017704	B00010768 CLPKT02785 BG:D			1,321.06		1,784,097.60
08/31/2022	CLPKT02786	DEP0017705	B00010757 CLPKT02786 BG:D			600.00		1,784,697.60
08/31/2022	CLPKT02786	DEP0017706	B00010761 CLPKT02786 BG:Online Payments			95.00		1,784,792.60
08/31/2022	CLPKT02787	DEP0017709	B00010771 CLPKT02787 BG:EF			106.31		1,784,898.91
08/31/2022	CLPKT02789	DEP0017715	B00010775 CLPKT02789 BG:D			10,255.11		1,795,154.02
08/31/2022	GLPKT13576	JN08763	CC DEPOSIT			686.00		1,795,840.02
08/31/2022	APPKT03175	DFT0010186	XCEL ENERGY	15115 - XCEL ENERGY			11.66	1,795,828.36
08/31/2022	APPKT03175	DFT0010187	XCEL ENERGY	15115 - XCEL ENERGY			19.67	1,795,808.69
08/31/2022	APPKT03175	DFT0010188	XCEL ENERGY	15115 - XCEL ENERGY			7,993.02	1,787,815.67
08/31/2022	APPKT03175	DFT0010189	XCEL ENERGY	15115 - XCEL ENERGY			52.29	1,787,763.38
08/31/2022	APPKT03175	DFT0010190	XCEL ENERGY	15115 - XCEL ENERGY			11.94	1,787,751.44
08/31/2022	APPKT03175	DFT0010191	XCEL ENERGY	15115 - XCEL ENERGY			20.64	1,787,730.80
08/31/2022	APPKT03175	DFT0010192	XCEL ENERGY	15115 - XCEL ENERGY			57.61	1,787,673.19
08/31/2022	GLPKT13609	JN08767	AUGUST 2022 RECONCILING ITEMS				3,984.03	1,783,689.16
08/31/2022	GLPKT13609	JN08767	AUGUST 2022 RECONCILING ITEMS				1,842.11	1,781,847.05
08/31/2022	GLPKT13609	JN08767	AUGUST 2022 RECONCILING ITEMS				90.00	1,781,757.05
08/31/2022	GLPKT13609	JN08767	AUGUST 2022 RECONCILING ITEMS				220.50	1,781,536.55
08/31/2022	GLPKT13609	JN08767	AUGUST 2022 RECONCILING ITEMS			4,829.99		1,786,366.54
08/31/2022	GLPKT13609	JN08767	AUGUST 2022 RECONCILING ITEMS				477.85	1,785,888.69
08/31/2022	GLPKT13609	JN08767	AUGUST 2022 RECONCILING ITEMS				2,844.95	1,783,043.74
08/31/2022	GLPKT13609	JN08767	AUGUST 2022 RECONCILING ITEMS				429.52	1,782,614.22
08/31/2022	GLPKT13609	JN08767	AUGUST 2022 RECONCILING ITEMS				30.00	1,782,584.22
08/31/2022	GLPKT13609	JN08767	AUGUST 2022 RECONCILING ITEMS			0.20		1,782,584.42
08/31/2022	GLPKT13609	JN08767	AUGUST 2022 RECONCILING ITEMS			15.00		1,782,599.42
08/31/2022	GLPKT13609	JN08767	AUGUST 2022 RECONCILING ITEMS			105.00		1,782,704.42
08/31/2022	GLPKT13609	JN08767	AUGUST 2022 RECONCILING ITEMS				1,652.42	1,781,052.00
08/31/2022	GLPKT13609	JN08767	AUGUST 2022 RECONCILING ITEMS			75.00		1,781,127.00
08/31/2022	GLPKT13609	JN08767	AUGUST 2022 RECONCILING ITEMS				450.00	1,780,677.00
08/31/2022	GLPKT13609	JN08767	AUGUST 2022 RECONCILING ITEMS				7,990.00	1,772,687.00
				Total Fund: 99 - POOLED CASH:	**1,857,501.36**	**-84,814.36**	**2,196,881.65**	**2,281,696.01**	**1,772,687.00**
				Grand Totals:	**1,857,501.36**	**-84,814.36**	**2,196,881.65**	**2,281,696.01**	**1,772,687.00**

Fund Summary

Fund	Beginning Balance	Total Activity	Total Debits	Total Credits	Ending Balance
99 - POOLED CASH	1,857,501.36	-84,814.36	2,196,881.65	2,281,696.01	1,772,687.00
Grand Total:	**1,857,501.36**	**-84,814.36**	**2,196,881.65**	**2,281,696.01**	**1,772,687.00**

300 Hunt Avenue PO Box 419 Alamosa, Colorado 81101
Finance Department

September 12, 2022

TO: City Manager

SUBJ: Monthly Expenditure Report

For your review, attached you will find the Expense Approval Report and the Payroll Report for the month of August 2022.

A/P History Check Report Total Disbursement	$ 1,845,483.60
Payroll	$ 569,140.58
Total	$ 2,414,624.18

Included in the disbursements is $39,296 for the purchase of a police vehicle, $220,553 for the purchase of a sanitation truck, $104,108 for water distribution projects, $153,658 for storm drainage, $327,613 for Street Trust Fund projects and $63,930 for resurfacing of the track at the Community Recreation Center..

Lisa Sandoval, CPA
Finance Director

Pay Code Report

Pay Code Summary

8/1/2022 - 8/31/2022

Payroll Set: 01-City of Alamosa

Pay Code	Description	# of Payments	Units	Pay Amount
00 - SALARY	SALARY	68	3,993.00	157,681.49
01C - RETROACTIVE RAISE	RETROACTIVE RAISE	2	0.00	1,115.49
01E - PARKS & REC PAY	PARKS & REC PAY	48	0.00	8,668.34
1 - REGULAR HOURLY PAY	REGULAR HOURLY PAY	256	14,132.97	288,569.51
10 - PAGER TIME	PAGER TIME	1	10.50	187.43
11 - OVERTIME PAY	OVERTIME PAY	110	374.39	11,641.48
13 - PHONE ALLOWANCE	PHONE ALLOWANCE	4	0.00	300.00
14 - VEHICLE ALLOWANCE	VEHICLE ALLOWANCE	3	0.00	1,100.00
15 - SHIFT DIFFERENTIAL	SHIFT DIFFERENTIAL	49	1,652.66	44,040.63
16 - ON CALL	ON CALL	1	0.00	536.40
17 - COURT	COURT	4	5.33	192.76
19 - FULL OVERTIME	FULL OVERTIME	2	4.65	134.40
21 - VACATION PAY	VACATION PAY	40	858.90	20,086.54
22 - SICK PAY	SICK PAY	57	589.81	13,561.35
23 - COMP USED	COMP USED	23	109.99	2,377.82
25 - ADMINISTRATIVE LEAV	ADMINISTRATIVE LEAVE - S	9	150.00	0.00
26 - PERSONAL DAYS	PERSONAL DAYS	9	47.51	958.33
27 - BEREAVEMENT	BEREAVEMENT	2	53.88	1,620.30
30 - FIRE PER CALL PAY	FIRE PER CALL PAY	33	10.00	8,720.00
33 - HVE OT	HVE OT	4	20.25	911.25
35 - CLICK-IT-OR-TICKET OT	CLICK-IT-OR-TICKET OT	8	56.52	2,098.01
37 - INVESTIGATIONS OT	INVESTIGATIONS OT	2	1.50	55.69
39 - FMLA LEAVE - SICK EXE	FMLA LEAVE - SICK EXEMPT	2	69.00	0.00
41 - FMLA LEAVE - VACATIO	FMLA LEAVE - VACATION EXEMPT	2	16.00	0.00
43 - COMP EARNED	COMP EARNED	26	137.44	0.00
44 - ADMINISTRATIVE LEAV	ADMINISTRATIVE LEAVE - HOURLY	1	16.00	392.00
48 - FMLA - SICK LEAVE	FMLA - SICK LEAVE	1	71.80	1,759.10
50 - WELLNESS DAY	WELLNESS DAY	1	8.00	171.20
52 - PAGER TIME EARNED	PAGER TIME EARNED	5	31.50	0.00
53 - PAGER TIME USED	PAGER TIME USED	2	22.70	400.06
54 - GOLF LESSONS	GOLF LESSONS	2	0.00	1,368.00
63 - UNIFORM ALLOWANCE	UNIFORM ALLOWANCE	3	0.00	195.00
70 - SICK (EXEMPT)	SICK (EXEMPT)	11	94.50	0.00
71 - VACATION (EXEMPT)	VACATION (EXEMPT)	13	142.50	0.00
72 - PERSONAL (EXEMPT)	PERSONAL (EXEMPT)	4	23.00	0.00
74 - CM INSURANCE STIPEN	CM INSURANCE STIPEND	2	0.00	298.00
		Report Total:	**22,704.30**	**569,140.58**

Expense Approval Report

Alamosa, CO

By Fund

Post Dates 8/1/2022 - 8/31/2022
Payment Dates 8/1/2022 - 8/31/2022

Vendor Name	Payable Number	Post Date	Description (Item)	Account Number	Amount
Fund: 02 - GENERAL FUND					
Department: 00 - UNDESIGNATED					
ALICIA BARAJAS-RODRIGUEZ	INV0015267	08/05/2022	VACCINATION-REFUND	02-4-00-66111	75.00
VICTIMS ASSISTANCE	INV0015284	08/12/2022	VICTIM'S ASSISTANCE - JULY 20...	02-4-00-66113	142.00
FIRE & POLICE PENSION ASSOC	INV0015285	08/11/2022	FPPA DD	02-2-00-82514	1,932.71
COLONIAL LIFE & ACCIDENT INS	INV0015287	08/11/2022	COLONIAL LIFE & ACCIDENT INS	02-2-00-82513	13.19
AFLAC	INV0015288	08/11/2022	AFLAC	02-2-00-82520	321.83
CONTINENTAL AMERICAN INSU...	INV0015289	08/11/2022	CONTINENTAL AMERICAN INSU...	02-2-00-82521	186.92
AFLAC	INV0015290	08/11/2022	AFLAC PT	02-2-00-82520	662.29
CONTINENTAL AMERICAN INSU...	INV0015291	08/11/2022	CONTINENTAL AMERICAN INSU...	02-2-00-82521	424.14
COMPANION VOLUNTARY LIFE	INV0015292	08/11/2022	COMPANION VOLUNTARY LIFE	02-2-00-82513	434.52
PERA	INV0015293	08/11/2022	PERA INSURANCE PAYABLE	02-2-00-82517	39.35
PERA	INV0015294	08/11/2022	PERA PAYABLE	02-2-00-82311	22,402.44
PERA	INV0015296	08/11/2022	PERA AED/SAED PAYABLE	02-2-00-82311	337.30
VOLUNTARY INVESTMENT PRO...	INV0015298	08/11/2022	401K PAYABLE	02-2-00-82414	235.00
ICMA RETIREMENT TRUST-457	INV0015299	08/11/2022	ICMA PAYABLE	02-2-00-82317	2,237.05
ICMA RETIREMENT TRUST-457	INV0015300	08/11/2022	ICMA PAYABLE	02-2-00-82317	125.00
FIDELITY ADVISOR FUNDS	INV0015301	08/11/2022	FIDELITY LOANS 1	02-2-00-82319	912.35
FIDELITY ADVISOR FUNDS	INV0015302	08/11/2022	FIDELITY LOANS 2	02-2-00-82319	412.68
FIDELITY ADVISOR FUNDS	INV0015303	08/11/2022	FIDELITY LOANS 3	02-2-00-82319	456.23
FIDELITY ADVISOR FUNDS	INV0015304	08/11/2022	FIDELITY LOANS 4	02-2-00-82319	283.97
FIDELITY ADVISOR FUNDS	INV0015305	08/11/2022	FIDELITY LOANS 5	02-2-00-82319	298.49
FIDELITY ADVISOR FUNDS	INV0015306	08/11/2022	FIDELITY LOANS 6	02-2-00-82319	115.00
FIDELITY ADVISOR FUNDS	INV0015307	08/11/2022	FIDELITY FUND	02-2-00-82319	14,177.00
SLV SPORTS & WELLNESS	INV0015308	08/11/2022	SLV SPORTS & WELLNESS	02-2-00-82419	34.00
FRATERNAL ORDER OF POLICE	INV0015309	08/11/2022	POLICE UNION DUES	02-2-00-82321	297.50
TASC	INV0015310	08/11/2022	TASC PAYABLE	02-2-00-82516	273.06
TASC	INV0015311	08/11/2022	TASC PAYABLE	02-2-00-82516	1,498.18
VOLUNTARY INVESTMENT PRO...	INV0015312	08/11/2022	457 DC PAYABLE	02-2-00-82414	200.00
VOLUNTARY INVESTMENT PRO...	INV0015313	08/11/2022	457 DC PAYABLE	02-2-00-82414	100.00
VOLUNTARY INVESTMENT PRO...	INV0015314	08/11/2022	457 DC PAYABLE	02-2-00-82414	100.00
FAMILY SUPPORT REGISTRY	INV0015315	08/11/2022	#13295514 MAESTAS, SAMUEL	02-2-00-82418	318.00
FAMILY SUPPORT REGISTRY	INV0015316	08/11/2022	#08418089 LOPEZ	02-2-00-82418	172.50
FAMILY SUPPORT REGISTRY	INV0015317	08/11/2022	SIMMONS, RICO ID# 16487381	02-2-00-82418	102.50
CALIFORNIA STATE DISBURSEM...	INV0015320	08/11/2022	SERGIO CAZARES - REMITTANCE...	02-2-00-82418	73.91
COLORADO DEPARTMENT OF R...	INV0015321	08/11/2022	STATE WITHHOLDINGS	02-2-00-82211	6,692.10
UNITED STATES TREASURY	INV0015322	08/11/2022	FEDERAL WITHHOLDINGS	02-2-00-82111	14,440.06
UNITED STATES TREASURY	INV0015323	08/11/2022	MEDICARE TAXES	02-2-00-82111	5,307.16
SAFEWAY	INV0015337	08/19/2022	RESTITUTION - C. SANDOVAL	02-4-00-66112	30.00
FIRE & POLICE PENSION ASSOC	INV0015361	08/25/2022	FPPA DD	02-2-00-82514	2,271.09
COLONIAL LIFE & ACCIDENT INS	INV0015363	08/25/2022	COLONIAL LIFE & ACCIDENT INS	02-2-00-82513	13.19
AFLAC	INV0015364	08/25/2022	AFLAC	02-2-00-82520	321.83
CONTINENTAL AMERICAN INSU...	INV0015365	08/25/2022	CONTINENTAL AMERICAN INSU...	02-2-00-82521	186.92
AFLAC	INV0015366	08/25/2022	AFLAC PT	02-2-00-82520	614.65
CONTINENTAL AMERICAN INSU...	INV0015367	08/25/2022	CONTINENTAL AMERICAN INSU...	02-2-00-82521	406.69
COMPANION VOLUNTARY LIFE	INV0015368	08/25/2022	COMPANION VOLUNTARY LIFE	02-2-00-82513	420.33
PERA	INV0015369	08/25/2022	PERA INSURANCE PAYABLE	02-2-00-82517	39.35
PERA	INV0015370	08/25/2022	PERA PAYABLE	02-2-00-82311	21,311.88
PERA	INV0015372	08/25/2022	PERA AED/SAED PAYABLE	02-2-00-82311	301.87
VOLUNTARY INVESTMENT PRO...	INV0015374	08/25/2022	401K PAYABLE	02-2-00-82414	235.00
ICMA RETIREMENT TRUST-457	INV0015375	08/25/2022	ICMA PAYABLE	02-2-00-82317	2,080.73
ICMA RETIREMENT TRUST-457	INV0015376	08/25/2022	ICMA PAYABLE	02-2-00-82317	125.00
FIDELITY ADVISOR FUNDS	INV0015377	08/25/2022	FIDELITY LOANS 1	02-2-00-82319	912.35
FIDELITY ADVISOR FUNDS	INV0015378	08/25/2022	FIDELITY LOANS 2	02-2-00-82319	412.68

Vendor Name	Payable Number	Post Date	Description (Item)	Account Number	Amount
FIDELITY ADVISOR FUNDS	INV0015379	08/25/2022	FIDELITY LOANS 3	02-2-00-82319	456.23
FIDELITY ADVISOR FUNDS	INV0015380	08/25/2022	FIDELITY LOANS 4	02-2-00-82319	283.97
FIDELITY ADVISOR FUNDS	INV0015381	08/25/2022	FIDELITY LOANS 5	02-2-00-82319	298.49
FIDELITY ADVISOR FUNDS	INV0015382	08/25/2022	FIDELITY LOANS 6	02-2-00-82319	115.00
FIDELITY ADVISOR FUNDS	INV0015383	08/25/2022	FIDELITY FUND	02-2-00-82319	16,443.00
FRATERNAL ORDER OF POLICE	INV0015384	08/25/2022	POLICE UNION DUES	02-2-00-82321	297.50
TASC	INV0015385	08/25/2022	TASC PAYABLE	02-2-00-82516	273.06
TASC	INV0015386	08/25/2022	TASC PAYABLE	02-2-00-82516	1,498.18
VOLUNTARY INVESTMENT PRO...	INV0015387	08/25/2022	457 DC PAYABLE	02-2-00-82414	200.00
VOLUNTARY INVESTMENT PRO...	INV0015388	08/25/2022	457 DC PAYABLE	02-2-00-82414	100.00
FAMILY SUPPORT REGISTRY	INV0015389	08/25/2022	#13295514 MAESTAS, SAMUEL	02-2-00-82418	318.00
FAMILY SUPPORT REGISTRY	INV0015390	08/25/2022	#08418089 LOPEZ	02-2-00-82418	172.50
FAMILY SUPPORT REGISTRY	INV0015391	08/25/2022	SIMMONS, RICO ID# 16487381	02-2-00-82418	102.50
COLORADO DEPARTMENT OF R...	INV0015394	08/25/2022	STATE WITHHOLDINGS	02-2-00-82211	6,268.15
UNITED STATES TREASURY	INV0015395	08/25/2022	FEDERAL WITHHOLDINGS	02-2-00-82111	13,037.79
UNITED STATES TREASURY	INV0015396	08/25/2022	MEDICARE TAXES	02-2-00-82111	5,137.56
				Department 00 - UNDESIGNATED Total:	**150,518.92**
Department: 10 - CITY COUNCIL					
AT&T MOBILITY	CITY COUNCIL 07/20/22	08/05/2022	CITY COUNCIL - CELL PHONE SE...	02-5-10-33202	146.79
KIM SMOYER	289	08/05/2022	EVALUATION PROCESS FOR DIR...	02-5-10-31312	1,050.00
PINNACOL ASSURANCE	20960480	08/09/2022	CITY COUNCIL	02-5-10-14211	19.73
VIAERO WIRELESS	INV0015345	08/19/2022	CITY COUNCIL	02-5-10-33202	38.02
ALAMOSA STATE BANK-VISA	1049-08/26/22	08/26/2022	LODGING CML BOARD RETREAT ..	02-5-10-32111	263.16
				Department 10 - CITY COUNCIL Total:	**1,517.70**
Department: 11 - LEGAL SERVICES					
PINNACOL ASSURANCE	20960480	08/09/2022	LEGAL SERVICES	02-5-11-14211	15.45
ALAMOSA STATE BANK-VISA	0991-08/12/22	08/12/2022	COLORADO BAR ASSOC. RENE...	02-5-11-32311	400.00
				Department 11 - LEGAL SERVICES Total:	**415.45**
Department: 12 - MUNICIPAL COURT					
LAW OFFICES OF TRAY STEPHA...	3	08/12/2022	COURT APPOINTED ATTORNEY ...	02-5-12-39602	370.00
ALAMOSA STATE BANK-VISA	0942-08/26/22	08/26/2022	CREDIT	02-5-12-32111	-434.43
ALAMOSA STATE BANK-VISA	0942-08/26/22	08/26/2022	LODGING - 2022 INSTITUTE - A...	02-5-12-32111	512.67
FIRST RESPONSE K-9 & SECURIT...	21-0083	08/26/2022	JULY BAILIFF SERVICES	02-5-12-39605	425.00
FIRST RESPONSE K-9 & SECURIT...	21-0083	08/26/2022	TRANSPORTS	02-5-12-39605	100.00
ALAMOSA COUNTY SHERIFF DE...	INV0015277	08/12/2022	JAIL FEES - JUNE 2022	02-5-12-37995	15.00
ALAMOSA COUNTY SHERIFF DE...	INV0015277	08/12/2022	JAIL FEES - JUNE 2022	02-5-12-37995	825.89
PINNACOL ASSURANCE	20960480	08/09/2022	MUNICIPAL COURT	02-5-12-14211	19.36
SLV IMMIGRANT RESOURCE CE...	INV0015352	08/26/2022	INTERPRETER SERVICE	02-5-12-39602	30.00
				Department 12 - MUNICIPAL COURT Total:	**1,863.49**
Department: 13 - CITY MANAGER					
VALLEY COURIER INC.	147810	08/12/2022	101 THINGS	02-5-13-35550	1,009.00
VALLEY COURIER INC.	148014	08/12/2022	DIGITAL ENHANCEMENT	02-5-13-35550	20.00
AT&T MOBILITY	INFO OFFICER 07/20/22	08/05/2022	INFO OFFICER CELL PHONE SERV..	02-5-13-35501	44.03
PINNACOL ASSURANCE	20960480	08/09/2022	CITY MANAGER	02-5-13-14211	36.11
ALAMOSA STATE BANK-VISA	1023-08/26/22	08/26/2022	FRAME/PENS/NOTEBOOK	02-5-13-35550	11.53
				Department 13 - CITY MANAGER Total:	**1,120.67**
Department: 14 - CITY CLERK					
WEX BANK	82711373	08/03/2022	CITY HALL	02-5-14-32111	71.85
HUNAN	INV0015272	08/05/2022	REIMBURSEMENT - PERMANEN...	02-5-14-30097	150.00
PINNACOL ASSURANCE	20960480	08/09/2022	CITY CLERK	02-5-14-14211	9.31
VERIZON	9911663696	08/15/2022	HOLLY MARTINEZ	02-5-14-33211	60.84
				Department 14 - CITY CLERK Total:	**292.00**
Department: 15 - HR/RISK MANAGEMENT					
ROCKY MOUNTAIN HOME HEAL...	744262	08/12/2022	FIRST AID SUPPLIES	02-5-15-35501	85.47
LUTHERAN HOSPITAL OF THE S...	18788-00	08/12/2022	CDL TESTING	02-5-15-31963	40.00
PSYCHOLOGICAL DIMENSIONS ...	2897	08/05/2022	PSYCH EVAL-M. LINARES	02-5-15-31962	375.00
ALAMOSA STATE BANK-VISA	1056-08/05/22	08/05/2022	FIRE CHIEF ADVERTISING	02-5-15-31961	299.00
ALAMOSA STATE BANK-VISA	1056-08/05/22	08/05/2022	FIRE CHIEF ADVERTISING	02-5-15-31961	75.00

Vendor Name	Payable Number	Post Date	Description (Item)	Account Number	Amount
ALAMOSA STATE BANK-VISA	1056-08/05/22	08/05/2022	FIRE CHIEF RECRUITMENT	02-5-15-31961	195.00
ALAMOSA STATE BANK-VISA	1056-08/05/22	08/05/2022	FIRE CHIEF RECRUITMENT	02-5-15-31961	575.00
WORKWELL PREVENTION & CA...	66001	08/12/2022	PREWORK SCREEN TESTING	02-5-15-31962	370.00
PROCOM LLC	90453	08/12/2022	PRE EMPLOYMENT DRUG TESTI...	02-5-15-31963	107.00
BACKGROUND INVESTIGATIONS...	062080122-1	08/12/2022	BACKGROUNDS - VOLUNTEERS	02-5-15-31962	31.90
BACKGROUND INVESTIGATIONS...	063080122-1	08/12/2022	BACKGROUNDS - EMPLOYEE	02-5-15-31962	158.80
LUTHERAN HOSPITAL OF THE S...	18932-00	08/12/2022	DRUG SCREEN/PHYSICAL	02-5-15-31962	190.00
PINNACOL ASSURANCE	20960480	08/09/2022	HR	02-5-15-14211	8.75
ALAMOSA STATE BANK-VISA	0991-08/12/22	08/12/2022	RISK ANAGEMENT MEMBERSHIP	02-5-15-32311	308.00
VALLEY COURIER INC.	INV0015353	08/26/2022	ADVERTISEMENT - DEPUTY CLE...	02-5-15-31961	295.80
VALLEY COURIER INC.	INV0015354	08/26/2022	ADVERTISEMENT - CUSTOMER ...	02-5-15-31961	114.55
VALLEY COURIER INC.	INV0015342	08/19/2022	ADVERTISEMENT - ACCOUNTIN...	02-5-15-31961	274.05
VALLEY COURIER INC.	INV0015343	08/19/2022	ADVERTISEMENT - ADMINISTR...	02-5-15-31961	300.15
VALLEY COURIER INC.	INV0015355	08/26/2022	ADVERTISEMENT - STREETS DE...	02-5-15-31961	497.25
ARLAN'S PRO SERVICES INC.	7159	08/26/2022	NON DOT DRUG SCREENING-P...	02-5-15-31963	25.00
			Department 15 - HR/RISK MANAGEMENT Total:		**4,325.72**
Department: 16 - FINANCE DEPARTMENT					
ODP BUSINESS SOLUTIONS LLC	255986992001	08/12/2022	LSR PERF PAPER - WATER BILLS	02-5-16-21111	134.52
ALAMOSA COUNTY TREASURER	INV0015273	08/05/2022	TAX LIEN	02-5-16-35501	10.16
SYNCB/AMAZON	PW'S 08/10/22	08/26/2022	CASH DRAWER FOR FINANCE	02-5-16-21111	118.89
PINNACOL ASSURANCE	20960480	08/09/2022	FINANCE	02-5-16-14211	14.33
ALAMOSA POSTMASTER	INV0015324	08/12/2022	FIRST CLASS PRESORT BULK MA...	02-5-16-21131	3,000.00
			Department 16 - FINANCE DEPARTMENT Total:		**3,277.90**
Department: 17 - NON-DEPARTMENTAL					
TRILLIUM HOLDCO, INC.	10072451	08/05/2022	PREMISE #304239744	02-5-17-33411	926.35
TRILLIUM HOLDCO, INC.	10072452	08/05/2022	PREMISE #304239744	02-5-17-33411	2,962.99
TRILLIUM HOLDCO, INC.	10072655	08/05/2022	PREMISE #300177708	02-5-17-33411	993.35
TRILLIUM HOLDCO, INC.	10072655	08/05/2022	PREMISE # 304067560	02-5-17-33411	172.45
CENTURYLINK BUSINESS SERVICE	301222472	08/05/2022	PHONE SERVICE - LONG DISTAN...	02-5-17-33211	46.18
CENTURYLINK	INV0015279	08/12/2022	ALARM LINES 719-589-6809	02-5-17-33211	105.68
CENTURYLINK	INV0015279	08/12/2022	WATER TRTMNT 719-589-3498	02-5-17-33211	119.08
CENTURYLINK	INV0015279	08/12/2022	WATER TRTMNT 719-589-2391	02-5-17-33211	70.95
CENTURYLINK	INV0015279	08/12/2022	WATER TRTMNT 719589-3478	02-5-17-33211	51.33
CENTURYLINK	INV0015279	08/12/2022	CITY OF ALAMOSA 719-589-6532	02-5-17-33211	41.79
CENTURYLINK	INV0015279	08/12/2022	CITY OF ALAMOSA 719-589-2006	02-5-17-33211	114.14
BCM ONE	952538	08/05/2022	PHONE SERVICE - CITY HALL	02-5-17-33211	558.43
BUSINESS SOLUTIONS LEASING	32162548	08/19/2022	COPIER LEASE PAYMENT	02-5-17-44251	1,615.33
ALAMOSA COUNTY CHAMBER ...	08042022	08/05/2022	CHAMBER BUCKS 10 FOR $10 (P...	02-5-17-45107	110.00
SNO SHACK	INV0015283	08/12/2022	SNOWCONES FOR EMPLOYEE B...	02-5-17-45107	256.00
PAVEMENT STENCIL COMPANY	63940	08/12/2022	FOOTPRINT STENCILS FOR ART...	02-5-17-46140	192.00
ALAMOSA COUNTY VETERAN A...	100	08/12/2022	2022 OUTSIDE FUNDING	02-5-17-35103	3,000.00
SYNCB/AMAZON	PW'S 08/10/22	08/26/2022	DECORATIONS FOR CITY BBQ	02-5-17-45107	119.38
SYNCB/AMAZON	PW'S 08/10/22	08/26/2022	ITEMS FOR CITY BBQ	02-5-17-45107	112.25
SYNCB/AMAZON	PW'S 08/10/22	08/26/2022	SPRAY PAINT	02-5-17-46140	151.80
XCEL ENERGY	53-1111289-3081022	08/10/2022	1410 INEPENDENCE WY BLDG A	02-5-17-33411	58.22
CERTIFIED FOLDER DISPLAY SER...	INV0015281	08/12/2022	BROCHURE DISTRIBUTION	02-5-17-46140	1,456.05
ALAMOSA STATE BANK-VISA	1023-08/26/22	08/26/2022	PRIZES FOR EMPLOYEE BBQ	02-5-17-45107	514.00
ALAMOSA STATE BANK-VISA	1023-08/26/22	08/26/2022	STICKERS FOR ARTFEST	02-5-17-46140	212.46
CENTURYLINK	INV0015357	08/26/2022	RECREATION DEPARTMENT 719...	02-5-17-33211	101.08
CENTURYLINK	INV0015357	08/26/2022	WATER TRTMNT 719-587-0462	02-5-17-33211	68.26
CENTURYLINK	INV0015357	08/26/2022	WATER TREATMENT 719-587-0...	02-5-17-33211	47.01
PITNEY BOWES GLOBAL FINANC...	3316108185	08/15/2022	POSTAGE METER LEASE 6/10-8/...	02-5-17-44251	759.99
O & V PRINTING INC.	59478	08/26/2022	150 ART FEST POSTERS	02-5-17-46140	263.50
XCEL ENERGY	53-8691617-9081622	08/16/2022	425 4TH STREET BLGD CITY	02-5-17-33411	420.13
ALAMOSA SENIOR CITIZENS	2022 A	08/26/2022	2022 OUTSIDE FUNDING PAYM...	02-5-17-35103	17,000.00
			Department 17 - NON-DEPARTMENTAL Total:		**32,620.18**
Department: 18 - INFORMATION TECHNOLOGY					
ALAMOSA STATE BANK-VISA	0959-08/05/22	08/05/2022	BINS	02-5-18-37941	86.90
ALAMOSA STATE BANK-VISA	0959-08/05/22	08/05/2022	EMAIL NOTIFICATIONS	02-5-18-48102	87.00

Vendor Name	Payable Number	Post Date	Description (Item)	Account Number	Amount
AT&T MOBILITY	CITY COUNCIL 07/20/22	08/05/2022	IT - BRANDON DOSS CELL PHON...	02-5-18-33202	30.40
1903 SOLUTIONS LLC	COA052206011VMW2	08/05/2022	VMWARE PRODUCTION SUPPO...	02-5-18-48102	1,212.22
1903 SOLUTIONS LLC	COA05220608VMW1	08/05/2022	VMWARE DRS SUPPORT	02-5-18-48102	132.00
AT&T MOBILITY	IT - 072022	08/05/2022	IT - CELL PHONE SERVICE	02-5-18-33202	484.06
AT&T MOBILITY	PW'S 07/20/22	08/05/2022	PUBLIC WORKS A7 TABLET	02-5-18-33202	40.04
HAYNIES, INC.	372797	08/19/2022	CAB FILTER	02-5-18-35111	31.11
CIELLO POWERED BY SLVREC	INV0015339	08/19/2022	FIBER SERVICE	02-5-18-48102	94.80
CIELLO POWERED BY SLVREC	INV0015340	08/19/2022	FIBER SERVICE	02-5-18-48102	91.85
WEX BANK	82711373	08/03/2022	IT	02-5-18-22111	237.18
JADE COMMUNICATIONS LLC	INV0015274	08/05/2022	PRIMARY INTERNET SERVICE	02-5-18-48102	887.98
TOBLER ABBEY	INV0015276	08/05/2022	REIMBURSEMENT - MILEAGE PI...	02-5-18-32111	30.00
ALAMOSA STATE BANK-VISA	1106-08/19/22	08/19/2022	SLANT CANOPY	02-5-18-22791	39.98
ALAMOSA STATE BANK-VISA	1106-08/19/22	08/19/2022	CREDIT	02-5-18-22791	-33.43
ALAMOSA STATE BANK-VISA	1106-08/19/22	08/19/2022	CREDIT	02-5-18-22791	-0.23
ALAMOSA STATE BANK-VISA	1106-08/19/22	08/19/2022	LATE FEE	02-5-18-22791	0.23
PINNACOL ASSURANCE	20960480	08/09/2022	IT	02-5-18-14211	29.22
SYNCB/AMAZON	IT 08/10/22	08/26/2022	UPS	02-5-18-48101	293.89
SYNCB/AMAZON	IT 08/10/22	08/26/2022	USB C TO HDMI ADAPTER	02-5-18-48101	25.98
SYNCB/AMAZON	IT 08/10/22	08/26/2022	SURFACE PRO CHARGER	02-5-18-48101	25.49
SYNCB/AMAZON	IT 08/10/22	08/26/2022	3D PRINTER FILM SET	02-5-18-48101	19.96
SYNCB/AMAZON	IT 08/10/22	08/26/2022	PRINTER RESIN	02-5-18-48101	16.99
SYNCB/AMAZON	IT 08/10/22	08/26/2022	PHONE CASE	02-5-18-48101	18.99
SYNCB/AMAZON	IT 08/10/22	08/26/2022	2TB SAN DISK	02-5-18-48101	219.99
SYNCB/AMAZON	IT 08/10/22	08/26/2022	PHONE CASES (12)	02-5-18-48101	166.07
SYNCB/AMAZON	IT 08/10/22	08/26/2022	90W AC CHARGER	02-5-18-48101	41.89
VIAERO WIRELESS	INV0015345	08/19/2022	IT	02-5-18-33202	48.48
PAYPAL	INV0015347	08/19/2022	WINDOWS 11 UPGRADE	02-5-18-48102	99.00
PAYPAL	INV0015348	08/22/2022	ZOOM SOFTWARE	02-5-18-48102	43.36
PAYPAL	v2f8fca90f939749129e883ffe6...	08/29/2022	ZOOM BAR	02-5-18-48101	192.64
			Department 18 - INFORMATION TECHNOLOGY Total:		**4,694.04**
Department: 19 - ECONOMIC DEVELOPMENT					
VALLEY COURIER INC.	138781	08/12/2022	ALAMOSA VISITOR GUIDE	02-5-19-51101	1,069.00
PINNACOL ASSURANCE	20960480	08/09/2022	ECONOMIC DEVELOPMENT	02-5-19-14211	11.54
ALAMOSA STATE BANK-VISA	1023-08/26/22	08/26/2022	CHAMBER AMBASSADOR LUNCH	02-5-19-51101	14.11
ALAMOSA STATE BANK-VISA	1023-08/26/22	08/26/2022	AUGUST CHAMBER LUNCHEON	02-5-19-51102	12.00
ALAMOSA STATE BANK-VISA	1023-08/26/22	08/26/2022	ASU BUSINESS LUNCH	02-5-19-51102	66.00
EF'S RESTAURANT	INV0015351	08/26/2022	MEALS FOR DEV. COMMITTEE	02-5-19-51101	251.50
			Department 19 - ECONOMIC DEVELOPMENT Total:		**1,424.15**
Department: 20 - POLICE ADMINISTRATION					
AaPEX LEGAL SERVICES	20221047	08/05/2022	TRANSCRIPTS	02-5-20-22300	130.25
AaPEX LEGAL SERVICES	20221565	08/05/2022	TRANSCRIPTS	02-5-20-22300	29.00
AaPEX LEGAL SERVICES	20221626	08/05/2022	TRANSCRIPTS	02-5-20-22300	50.00
AaPEX LEGAL SERVICES	20221627	08/05/2022	TRANSCRIPTS	02-5-20-22300	86.00
PINNACOL ASSURANCE	20960480	08/09/2022	POLICE ADMINISTRATION	02-5-20-14211	283.48
			Department 20 - POLICE ADMINISTRATION Total:		**578.73**
Department: 21 - POLICE OPERATIONS					
TRILLIUM HOLDCO, INC.	10072655	08/05/2022	PREMISE # 300135309	02-5-21-33411	66.32
VALLEY LOCK & SECURITY INC.	SR#18799	08/05/2022	SINGLE SIDED KEY	02-5-21-22791	2.08
HAYNIES, INC.	369555	08/05/2022	BALL JOINT	02-5-21-35111	56.12
CENTER FOR RESTORATIVE PRO...	INV0015349	08/26/2022	APRIL 2022 LEAD REIMBURSEM...	02-5-21-37901	37,344.46
HAYNIES, INC.	369726	08/05/2022	SWAY BAR LINK	02-5-21-35111	33.76
VALLEY COURIER INC.	157307	08/19/2022	DON'T DRINK & DRIVE	02-5-21-45103	89.00
VALLEY LOCK & SECURITY INC.	28094	08/05/2022	QUARTERLY MONITORING SERV...	02-5-21-34105	120.00
STAPLES BUSINESS ADVANTAGE	3511875923	08/05/2022	64 GB USB 2-PACK/8 GB USB 5-...	02-5-21-21111	346.83
HAYNIES, INC.	370054	08/05/2022	OIL/AIR/CABIN FILTERS	02-5-21-35111	19.91
HAYNIES, INC.	370109	08/05/2022	VIRTUAL KIT/EMER SERVICE RO...	02-5-21-35111	288.71
CHARTER COMMUNICATIONS	0022957071022	08/19/2022	INTERNET SERVICE	02-5-21-34105	16.80
TRACTOR SUPPLY COMPANY	346170	08/05/2022	DOG FOOD	02-5-21-31641	33.74
ALL-4-PAWS	38589	08/05/2022	BOARDING - SAMANTHA	02-5-21-31641	106.00

Vendor Name	Payable Number	Post Date	Description (Item)	Account Number	Amount
ADAMSON POLICE PRODUCTS	381021	08/19/2022	BALLISTIC VEST - PABLO/THREA...	02-5-21-31608	1,432.00
TOWN & COUNTRY CAR & TRU...	5025975	08/19/2022	SWITCH - WINDOW C SPORD	02-5-21-35111	37.52
AT&T MOBILITY	PD 07/20/22	08/05/2022	PD CELL PHONE SERVICE	02-5-21-33211	2,690.56
ODP BUSINESS SOLUTIONS LLC	25479661001	08/05/2022	COPY PAPER	02-5-21-21111	206.94
ALAMOSA STATE BANK-VISA	0918-08/19/22	08/19/2022	SHELVES SGT ROOM	02-5-21-22791	109.98
ALAMOSA STATE BANK-VISA	0918-08/19/22	08/19/2022	PIZZA - SWAT CALL OUT MONTE	02-5-21-35507	110.70
ALAMOSA STATE BANK-VISA	0918-08/19/22	08/19/2022	TPOST/ALUMINUM/LOCK	02-5-21-35509	368.68
ALAMOSA STATE BANK-VISA	0918-08/19/22	08/19/2022	TV/PRINTER	02-5-21-35509	627.00
ALAMOSA STATE BANK-VISA	0918-08/19/22	08/19/2022	CERTIFIED LETTERS	02-5-21-35509	18.28
ALAMOSA STATE BANK-VISA	0967-08/19/22	08/19/2022	CASE LAW UPDATES BOOKS	02-5-21-21121	445.00
ALAMOSA STATE BANK-VISA	0967-08/19/22	08/19/2022	PARKING-DENVER LT. TESTING	02-5-21-32111	35.00
ALAMOSA STATE BANK-VISA	0967-08/19/22	08/19/2022	LAZ PARKING - DENVER LT. TEST...	02-5-21-32111	17.00
ALAMOSA STATE BANK-VISA	0967-08/19/22	08/19/2022	TONER CARTRIDGES	02-5-21-35509	156.41
GALLS/QUARTERMASTER INC.	021748269	08/19/2022	1/2IN LETTER CUSTOM COLLAR...	02-5-21-37321	277.50
ADAMSON POLICE PRODUCTS	381628	08/19/2022	BALLISTIC VEST-DOMINGUEZ/I...	02-5-21-31608	1,445.00
ADAMSON POLICE PRODUCTS	381629	08/19/2022	BALLISTIC VEST-LOPEZ/IMPACT ...	02-5-21-31608	1,445.00
ADAMSON POLICE PRODUCTS	381630	08/19/2022	B ALLISTIC VEST-MORENS/IMP...	02-5-21-31608	1,445.00
GALLS/QUARTERMASTER INC.	021761388	08/19/2022	CRISS FX CLASS A POLY/COTTON..	02-5-21-37321	158.25
GALLS/QUARTERMASTER INC.	021761399	08/19/2022	VERTX MENS COLDBLACK LONG...	02-5-21-37321	41.88
STAPLES BUSINESS ADVANTAGE	3513858738	08/19/2022	ENVELOPES/FACIAL KLEENEX/...	02-5-21-21111	82.47
STAPLES BUSINESS ADVANTAGE	3513858742	08/19/2022	FREBREZE AIR HAWAIIAN/GAIN...	02-5-21-21111	98.77
WEISS CLEANERS	14779	08/19/2022	VAN RY UNIFORM REPAIR	02-5-21-37321	15.00
WEISS CLEANERS	14779	08/19/2022	JULY DRY CLEANING	02-5-21-39501	650.00
SPARKLE CLEANERS	108	08/19/2022	JULY UNIFORMS/ALTERATIONS	02-5-21-37321	50.00
CENTURYLINK	INV0015330	08/19/2022	CITY OF ALAMOSA GOV. 719-58...	02-5-21-33211	63.22
CENTURYLINK	INV0015330	08/19/2022	CITY OF ALAMOSA 719-589-0467	02-5-21-33211	404.69
RIO GRANDE MOTOR PARTS CO,..	235699	08/19/2022	CABIN AIR FILTER	02-5-21-35111	12.25
HAYNIES, INC.	374062	08/19/2022	SYNOW20	02-5-21-35111	28.14
HAYNIES, INC.	374067	08/19/2022	AIR/OIL FILTERS	02-5-21-35111	20.00
HAYNIES, INC.	374068	08/19/2022	CABIN FILTER	02-5-21-35111	6.66
GRIZZLY TARGETS, LLC	19028	08/12/2022	HOSTAGE STEEL TARGETS/SHIPP..	02-5-21-35505	904.90
WEX BANK	82711373	08/03/2022	PATROL	02-5-21-22111	5,998.58
MOREHART MURPHY REGIONAL..	INV0015275	08/05/2022	2022 POLICE DODGE DURANGO	02-5-21-70111	39,296.00
GARY MAESTAS	PPCT	08/12/2022	PPCT INSTRUCTOR CERTIFICATI...	02-5-21-35509	9,500.00
VALLEY LOCK & SECURITY INC.	SR#19539	08/19/2022	SINGLE SIDED KEY	02-5-21-22791	6.00
RIO GRANDE MOTOR PARTS CO,..	235872	08/19/2022	OIL/AIR FILTERS/OIL OW20 FULL..	02-5-21-35111	53.62
RIO GRANDE MOTOR PARTS CO,..	235887	08/19/2022	CABIN AIR FILTER	02-5-21-35111	12.25
RIO GRANDE MOTOR PARTS CO,..	235894	08/19/2022	22 ONYX/ 21 ONYX	02-5-21-35111	38.84
AUTOZONE	3424407443	08/19/2022	CABIN AIR FILTER	02-5-21-35111	20.99
SYNCB/AMAZON	PW'S 08/10/22	08/26/2022	WIRING HARNES	02-5-21-35111	62.95
SYNCB/AMAZON	PW'S 08/10/22	08/26/2022	POWER WINDOW MOTOR	02-5-21-35111	35.91
PINNACOL ASSURANCE	20960480	08/09/2022	POLICE OPERATIONS	02-5-21-14211	5,674.68
PETTY CASH/P.D.	INV0015282	08/09/2022	CAKE - TAYLOR'S LAST DAY	02-5-21-22791	23.20
PETTY CASH/P.D.	INV0015282	08/09/2022	SLVTF SNACKS	02-5-21-22791	7.99
PETTY CASH/P.D.	INV0015282	08/09/2022	BIRTHDAY CAKE - F. JUAREZ	02-5-21-22791	30.93
PETTY CASH/P.D.	INV0015282	08/09/2022	UNIFORM ALTERATION	02-5-21-37321	7.00
PETTY CASH/P.D.	INV0015282	08/09/2022	FLASH DRIVE	02-5-21-49501	17.54
COLORADO STATE PATROL	INV0015331	08/19/2022	JANUARY - JUNE 2022 DISPATCH..	02-5-21-31671	75,874.50
SYNCB/AMAZON	IT 08/10/22	08/26/2022	CAMERA SERVER	02-5-21-35509	1,648.69
SYNCB/AMAZON	IT 08/10/22	08/26/2022	CAMERA SERVER CASE	02-5-21-35509	224.99
DOMINIC KHOKETKHAM	INV0015332	08/19/2022	MEALS - ARIDE TRAINING	02-5-21-32111	197.00
JAREB AZIZ	INV0015333	08/19/2022	MEALS - ARIDE TRAINING	02-5-21-32111	197.00
JASON RUSSELL	INV0015334	08/19/2022	MEALS - SEX CRIMES INVESTIG...	02-5-21-35509	513.00
JOEY SPANGLER	INV0015335	08/19/2022	MEALS - ROCKY MOUNTAIN C...	02-5-21-35509	434.00
CENTER FOR RESTORATIVE PRO...	INV0015350	08/26/2022	MAY 2022 LEAD REIMBURSEM...	02-5-21-37901	63,403.22
XCEL ENERGY	53-8975818-1081622	08/16/2022	502 2ND ST BLDG ADOL	02-5-21-33411	105.08
XCEL ENERGY	53-8975818-1081622	08/16/2022	509 1/2 3RD ST	02-5-21-33411	60.43
				Department 21 - POLICE OPERATIONS Total:	**255,371.92**
Department: 22 - FIRE OPERATIONS					
TRILLIUM HOLDCO, INC.	10072655	08/05/2022	PREMISE # 300057800	02-5-22-33411	106.11

Vendor Name	Payable Number	Post Date	Description (Item)	Account Number	Amount
AT&T MOBILITY	FIRE 07/20/22	08/05/2022	FIRE CELL PHONE SERVICE	02-5-22-33211	146.18
ALAMOSA STATE BANK-VISA	0769-08/12/22	08/12/2022	FUEL	02-5-22-22111	78.00
ALAMOSA STATE BANK-VISA	0769-08/12/22	08/12/2022	LODGING - HERRERA	02-5-22-32111	116.00
ALAMOSA STATE BANK-VISA	0769-08/12/22	08/12/2022	LODGING - QUINTANA	02-5-22-32111	116.00
ALAMOSA STATE BANK-VISA	0769-08/12/22	08/12/2022	MEALS	02-5-22-32111	72.18
ALAMOSA STATE BANK-VISA	0769-08/12/22	08/12/2022	LODGING - ABEYTA	02-5-22-32111	116.00
ALAMOSA STATE BANK-VISA	0769-08/12/22	08/12/2022	BRICK HOUSE MEALS	02-5-22-32111	93.96
ALERT-ALL	222070106	08/12/2022	FIRE PREVENTION MATERIALS	02-5-22-31312	1,465.00
THE HOME DEPOT PRO	698715869	08/19/2022	MULTIFOLD TOWELS/LINERS/H...	02-5-22-22791	128.06
ALAMOSA STATE BANK-VISA	04793-08/19/22	08/19/2022	SIRUS XM 2016 CHEV	02-5-22-35111	277.54
ALAMOSA STATE BANK-VISA	04793-08/19/22	08/19/2022	NFPA DUES	02-5-22-35111	175.00
ALAMOSA STATE BANK-VISA	04793-08/19/22	08/19/2022	ON STAR SERVICES	02-5-22-35111	9.99
ALAMOSA STATE BANK-VISA	04793-08/19/22	08/19/2022	ON STAR DATA	02-5-22-35111	15.00
ROI FIRE & BALLISTICS EQUIPM...	18341	08/12/2022	SCBA HYDROTESTS	02-5-22-41101	2,805.00
XCEL ENERGY	53-8691590-4080122	08/01/2022	2827 VIGIL WAY BLDG FIRE	02-5-22-33411	70.80
CENTURY PROPERTY MANAGE...	INV0015280	08/12/2022	STORAGE RENT	02-5-22-22791	88.00
FRONT RANGE FIRE APPARATUS	74510	08/12/2022	LADDERS & PIKE POLES	02-5-22-35111	1,849.00
WEX BANK	82711373	08/03/2022	FIRE	02-5-22-22111	233.20
ALAMOSA STATE BANK-VISA	0793-08/12/22	08/12/2022	BLUE CELL CONSULTING FEES	02-5-22-31312	2,500.00
PINNACOL ASSURANCE	20960480	08/09/2022	FIRE OPERATIONS	02-5-22-14211	735.21
RIO GRANDE MOTOR PARTS CO,..	235983	08/12/2022	DIESEL EXHAUST FLUID/WASHE...	02-5-22-35111	49.29
FRONT RANGE FIRE APPARATUS	74574	08/12/2022	HOSE,KEY FIRE HOSE,DURA FL...	02-5-22-38833	430.72
NEXT LEVEL EXTRICATION	17	08/19/2022	EV EXTRICATION AND FIRE CLASS	02-5-22-32111	1,900.00
VERIZON	9911663696	08/15/2022	RR FIRE LT	02-5-22-33211	30.96
				Department 22 - FIRE OPERATIONS Total:	**13,607.20**
Department: 23 - SUPPORT SERVICES					
TU CASA, INC.	INV0015271	08/05/2022	ADULT SANE EXAM	02-5-23-49501	175.00
TOWN & COUNTRY CAR & TRU...	5025601	08/05/2022	FLOOR MAT KIT/SEAT COVER	02-5-23-35111	699.52
VALLEY WIDE HEALTH SYSTEMS ...	JULY	08/05/2022	CONSULTING CO RESPONDER P...	02-5-23-30099	1,354.17
ALAMOSA STATE BANK-VISA	1007-08/12/22	08/12/2022	POSTAGE	02-5-23-21131	22.14
ALAMOSA STATE BANK-VISA	1007-08/12/22	08/12/2022	POSTAGE	02-5-23-21131	58.00
ALAMOSA STATE BANK-VISA	1007-08/12/22	08/12/2022	POSTAGE	02-5-23-21131	22.14
ALAMOSA STATE BANK-VISA	1007-08/12/22	08/12/2022	TOOLS FOR SEARCH WARRANT	02-5-23-22791	39.83
ALAMOSA STATE BANK-VISA	1007-08/12/22	08/12/2022	BREAKFAST	02-5-23-32211	14.53
ALAMOSA STATE BANK-VISA	1007-08/12/22	08/12/2022	DINNER	02-5-23-32211	24.30
DUMB FRIENDS LEAGUE	124	08/05/2022	CITY - EUTHANASIA X3	02-5-23-31661	165.00
DUMB FRIENDS LEAGUE	124	08/05/2022	COUNTY - IMPOUNDED ANIMA...	02-5-23-31661	1,200.00
DUMB FRIENDS LEAGUE	124	08/05/2022	CITY IMPOUNDED ANIMALS X17	02-5-23-31661	1,700.00
DUMB FRIENDS LEAGUE	124	08/05/2022	COUNTY - EUTHANASIA X1	02-5-23-31661	55.00
DUMB FRIENDS LEAGUE	124	08/05/2022	CITY - RETURNED ANIMALS X9	02-5-23-31661	-405.00
DUMB FRIENDS LEAGUE	124	08/05/2022	COUNTY - RETURNED ANIMALS ...	02-5-23-31661	-425.00
DUMB FRIENDS LEAGUE	124	08/05/2022	COUNTY - ADDITIONAL FEE (19 ...	02-5-23-31661	399.00
AUTOZONE	3424391138	08/19/2022	HOPKINS END 7 WAY VEHICLE	02-5-23-35111	18.99
HAYNIES, INC.	372288	08/19/2022	AIR FILTER	02-5-23-35111	13.33
HAYNIES, INC.	372371	08/19/2022	CABIN FILTER	02-5-23-35111	13.31
ALAMOSA STATE BANK-VISA	0918-08/19/22	08/19/2022	POSSE BOX	02-5-23-22791	29.99
EXPRESS TOLL SERVICE CENTER	2073842166	08/19/2022	TOLL FEES	02-5-23-22791	8.10
TRANSUNION RISK AND ALTER...	INV0015341	08/19/2022	INVESTIGATIVE SERVICES	02-5-23-49501	175.00
XCEL ENERGY	53-0013134135-1080322	08/03/2022	900 20TH ST	02-5-23-35504	12.45
WEX BANK	82711373	08/03/2022	SUPPORT SERVICES	02-5-23-22111	1,329.75
PINNACOL ASSURANCE	20960480	08/09/2022	SUPPORT SERVICES	02-5-23-14211	2,285.07
BUSTANG-OUTRIDER SRDA TRA...	INV0015329	08/19/2022	BUS TICKET FOR HOMELESS	02-5-23-35504	31.00
VALLEY WIDE HEALTH SYSTEMS ...	INV0015344	08/19/2022	AUGUST CONSULTING CO-RESP...	02-5-23-30099	1,354.17
SAM MAESTAS	INV0015338	08/19/2022	MEALS - COLO. DRUG INVESTIG...	02-5-23-32211	276.00
WHITE HARDWARE CO. INC.	428425/2	08/26/2022	WAFER BOARD/OSB/SCREW R4 ...	02-5-23-31665	64.57
BRANDON BERTSCH	INV0015328	08/19/2022	MEALS - COLO DRUG INVESTIG...	02-5-23-32211	276.00
				Department 23 - SUPPORT SERVICES Total:	**10,986.36**
Department: 29 - DEVELOPMENT SERVICES					
AT&T MOBILITY	PW'S 07/20/22	08/05/2022	DEVELOPMENT SERVICES	02-5-29-33211	44.03
ALAMOSA STATE BANK-VISA	1056-08/05/22	08/05/2022	CLIFTON STRENGHTS FOR RACH...	02-5-29-32111	84.31

Vendor Name	Payable Number	Post Date	Description (Item)	Account Number	Amount
ALAMOSA STATE BANK-VISA	1015-08/26/22	08/26/2022	TRAINING FOR RACHEL-APA CO...	02-5-29-32111	480.00
RACHEL BAIRD	INV0015358	08/26/2022	REIMBURSEMENT - COFFEE & ...	02-5-29-51102	51.79
			Department 29 - DEVELOPMENT SERVICES Total:		**660.13**
Department: 30 - PUBLIC WORKS ADMIN					
ALAMOSA STATE BANK-VISA	1015-08/12/22	08/12/2022	WATER	02-5-30-22791	56.55
ALAMOSA STATE BANK-VISA	0892-08/05/22	08/05/2022	SYMPATHY CARD	02-5-30-22791	4.10
AT&T MOBILITY	PW'S 07/20/22	08/05/2022	HARRY REYNOLDS	02-5-30-33211	44.03
HAYNIES, INC.	372396	08/19/2022	OIL FILTER	02-5-30-35111	4.44
HAYNIES, INC.	372499	08/19/2022	VALVE/AIR FILTER	02-5-30-35111	13.33
WEX BANK	82711373	08/03/2022	PUBLIC WORKS	02-5-30-22111	184.33
ALAMOSA STATE BANK-VISA	1015-08/26/22	08/26/2022	LATE FEE	02-5-30-22791	2.87
PINNACOL ASSURANCE	20960480	08/09/2022	PUBLIC WORKS ADMINISTRATI...	02-5-30-14211	394.78
VERIZON	9911663696	08/15/2022	PW DIRECTOR	02-5-30-22791	83.01
HARRY REYNOLDS	INV0015327	08/19/2022	REIMBURSEMENT - COFFEE FOR...	02-5-30-22791	21.85
			Department 30 - PUBLIC WORKS ADMIN Total:		**809.29**
Department: 31 - STREET MAINTENANCE					
ASPHALT CONSTRUCTORS INC	18577	08/05/2022	HOT MIX	02-5-31-23511	215.40
RIO GRANDE MOTOR PARTS CO,..	234933	08/19/2022	HOSE	02-5-31-35111	155.44
HAYNIES, INC.	371272	08/19/2022	2-CYCLE OIL	02-5-31-35111	41.76
AIRGAS USA, LLC	9127839283	08/12/2022	VST CL 2 SM/MD	02-5-31-22791	27.95
VALLEY LOCK & SECURITY INC.	SR#19243	08/05/2022	SINGLE SIDED KEY	02-5-31-35211	24.96
AIRGAS USA, LLC	9127874960	08/12/2022	GLV DRVR LG PRM CWHD CTTN...	02-5-31-22791	31.77
ALAMOSA STATE BANK-VISA	1098-08/05/22	08/05/2022	TRAINING - CDL TRNR MNL/ST...	02-5-31-32111	244.49
ALAMOSA STATE BANK-VISA	1098-08/05/22	08/05/2022	WIRE ROPE THIMBLE/SLEEVE A...	02-5-31-35111	28.43
RIO GRANDE MOTOR PARTS CO,..	235240	08/19/2022	HUB CAP	02-5-31-35111	21.37
HAYNIES, INC.	372214	08/19/2022	BATTERY	02-5-31-35111	288.88
AT&T MOBILITY	PW'S 07/20/22	08/05/2022	STREETS - RAY SMITH	02-5-31-33211	44.03
AT&T MOBILITY	PW'S 07/20/22	08/05/2022	STREETS TAB	02-5-31-33211	40.04
ACE HARDWARE OF ALAMOSA	105328	08/19/2022	HEX BUSHING GLV/HEX BUSHI...	02-5-31-35111	15.62
ACE HARDWARE OF ALAMOSA	105343	08/05/2022	MARKING PAINT/RED-BLUE	02-5-31-22791	17.98
HAYNIES, INC.	372873	08/19/2022	CONNECTOR	02-5-31-35111	12.33
AIRGAS USA, LLC	9128210706	08/12/2022	GLV DRVR LG PRM CWHD CTTN...	02-5-31-22791	52.95
AIRGAS USA, LLC	9128210707	08/19/2022	VST CL 2 LG/XL SRVYR ECON M...	02-5-31-22791	27.95
ACE HARDWARE OF ALAMOSA	105438	08/05/2022	CABLE/THIMBL WIRE ROPE/FER...	02-5-31-22791	15.64
ACE HARDWARE OF ALAMOSA	105454	08/05/2022	PVC RISR/TEE/ADAPTER/CEME...	02-5-31-22791	28.70
ACE HARDWARE OF ALAMOSA	105461	08/05/2022	BARB HOSE	02-5-31-22791	8.26
ASPHALT CONSTRUCTORS INC	18649	08/05/2022	HOT MIX	02-5-31-23511	812.36
FARIS MACHINERY COMPANY	A15650	08/19/2022	SPRAY BAR ASSY	02-5-31-35111	139.60
ACE HARDWARE OF ALAMOSA	105572	08/12/2022	POP UP SPRAY HEAD/COUPLE I...	02-5-31-22791	23.69
ACE HARDWARE OF ALAMOSA	105577	08/12/2022	LEXEL CLEAR CAULK/PAINTERS ...	02-5-31-22791	17.62
HAYNIES, INC.	374105	08/19/2022	PWR STEERING FL-QUART	02-5-31-35111	6.72
XCEL ENERGY	53-1224277-8080222	08/02/2022	11TH & RAILROAD	02-5-31-33411	13.08
WEX BANK	82711373	08/03/2022	STREETS	02-5-31-22111	4,491.73
ASPHALT CONSTRUCTORS INC	18677	08/26/2022	HOT MIX ASPHAULT	02-5-31-23511	1,031.55
SYNCB/AMAZON	PW'S 08/10/22	08/26/2022	GARAGE REMOTE	02-5-31-22791	25.74
PINNACOL ASSURANCE	20960480	08/09/2022	STREET MAINTENANCE	02-5-31-14211	2,007.78
VIAERO WIRELESS	INV0015345	08/19/2022	STREETS	02-5-31-22791	71.42
XCEL ENERGY	53-1111290-608/15/22	08/15/2022	620 4TH ST	02-5-31-33411	15.88
XCEL ENERGY	53-1166633-6081522	08/15/2022	530 4TH STREET	02-5-31-33411	15.88
XCEL ENERGY	53-1248603-4081522	08/15/2022	631 4TH STREET	02-5-31-33411	63.50
ACE HARDWARE OF ALAMOSA	105953	08/26/2022	CAP PVC SCH40 1"FPT/SPRAY H...	02-5-31-22791	47.90
WHITE HARDWARE CO. INC.	428492/2	08/26/2022	80# MASON'S MIX TYPE S	02-5-31-22791	12.99
XCEL ENERGY	53-1003466-9082222	08/22/2022	STREET LIGHTS	02-5-31-33411	13,728.87
XCEL ENERGY	08/24/2022 53-1289372-0	08/24/2022	LITE-432 MAIN,509 HUNT,632...	02-5-31-33411	333.41
JACE CROWTHER	INV0015360	08/26/2022	BOOT REIMBURSEMENT	02-5-31-37321	135.48
XCEL ENERGY	8/29/2022 53-1003464-7	08/29/2022	ID 1574 TRAFFIC SIGNALS	02-5-31-33411	86.78
XCEL ENERGY	8/29/2022 53-1003465-8	08/29/2022	STREET LIGHTS	02-5-31-33411	437.46
XCEL ENERGY	8/31/2022 53-1027976-6	08/31/2022	DIAMOND & CLARK SPRINKLER	02-5-31-33411	11.94

Vendor Name	Payable Number	Post Date	Description (Item)	Account Number	Amount
XCEL ENERGY	8/31/2022 53-1224277-8	08/31/2022	11th & RAILROAD	02-5-31-33411	19.67
				Department 31 - STREET MAINTENANCE Total:	**24,895.00**
Department: 35 - BUILDING INSPECTION					
AT&T MOBILITY	PW'S 07/20/22	08/05/2022	MAINTENANCE - MIKE ABEYTA	02-5-35-33211	44.03
AT&T MOBILITY	PW'S 07/20/22	08/05/2022	MAINTENANCE - STAGGS	02-5-35-33211	44.03
THE HOME DEPOT PRO	697440246	08/12/2022	RENOWN HANDWASH ANTIBA/...	02-5-35-35211	379.25
HAYNIES, INC.	373894	08/19/2022	FUEL/OIL FILTERS	02-5-35-35111	16.66
HAYNIES, INC.	373934	08/19/2022	PUSH RODS/BRAKE DRUM	02-5-35-35111	113.31
ACE HARDWARE OF ALAMOSA	105595	08/12/2022	FILE 6" SLIM TAPER CARD/FILE ...	02-5-35-35211	13.12
HAYNIES, INC.	374046	08/19/2022	PUSHROD	02-5-35-35111	5.19
HAYNIES, INC.	374049	08/19/2022	PUSHROD/WHEEL CYLINDER	02-5-35-35111	21.48
WEX BANK	82711373	08/03/2022	BUILDING INSPECTOR	02-5-35-22111	273.09
SYNCB/AMAZON	PW'S 08/10/22	08/26/2022	DOOR CLOSURE	02-5-35-35211	61.36
SYNCB/AMAZON	PW'S 08/10/22	08/26/2022	SOAP REFILLS	02-5-35-35211	91.90
SYNCB/AMAZON	PW'S 08/10/22	08/26/2022	FOAMING CLEANER	02-5-35-35211	48.99
SYNCB/AMAZON	PW'S 08/10/22	08/26/2022	BLINDS FOR WINDOWS	02-5-35-35211	80.50
SYNCB/AMAZON	PW'S 08/10/22	08/26/2022	KLEENEX	02-5-35-35211	75.80
PINNACOL ASSURANCE	20960480	08/09/2022	BUILDING INSPECTOR	02-5-35-14211	578.68
O & V PRINTING INC.	59478	08/26/2022	500 INSPECTION REPORTS	02-5-35-21121	161.00
WHITE HARDWARE CO. INC.	428500/2	08/26/2022	STEEL FLAT BAR GALV	02-5-35-35211	8.79
WHITE HARDWARE CO. INC.	428532/2	08/26/2022	MSNRY ABRAS SAW/TOOL RIVE...	02-5-35-35211	21.63
WHITE HARDWARE CO. INC.	428595/2	08/26/2022	STEEL FLAT BAR GALV	02-5-35-35211	17.58
				Department 35 - BUILDING INSPECTION Total:	**2,056.39**
Department: 36 - FLEET MAINTENANCE					
TRILLIUM HOLDCO, INC.	10072452	08/05/2022	PREMISE #304033401	02-5-36-33411	201.12
MC CANDLESS INTERNATIONAL	P102052387;01	08/19/2022	SLEEVE 3/8 TUBE FLEX	02-5-36-22791	75.60
PEAK FUEL SYSTEMS	157	08/19/2022	FUELOX 16OZ 2 UNITS	02-5-36-22791	150.00
MONTE VISTA COOP INC.	1314454	08/19/2022	15W40 BULK	02-5-36-45502	862.40
HAYNIES, INC.	371401	08/19/2022	SILICONE - CLEAR	02-5-36-22791	17.87
RIO GRANDE MOTOR PARTS CO,..	235187	08/19/2022	CTNG WHL14 CHPSAW	02-5-36-22791	23.92
AT&T MOBILITY	PW'S 07/20/22	08/05/2022	SHOP - TIM HILLIS	02-5-36-33211	44.03
HAYNIES, INC.	372498	08/19/2022	WINDSHIELD WASH	02-5-36-22791	7.32
HAYNIES, INC.	373133	08/19/2022	BRAKE PARTS CLEANTER/SHOP ...	02-5-36-22791	93.34
KIMBALL MIDWEST	100150064	08/19/2022	LOCKWASHERS/HEX NUTS	02-5-36-22791	132.52
AIRGAS USA, LLC	9128361854	08/19/2022	OXYGEN INDUSTRIAL 200 CGA ...	02-5-36-22791	145.01
MINERALS TECHNOLOGY CORP	13813	08/19/2022	MT-480 .035	02-5-36-22791	369.99
XCEL ENERGY	53-8691625-6080522	08/05/2022	1410 INDEPENDENCE WAY	02-5-36-33411	329.51
SYNCB/AMAZON	PW'S 08/10/22	08/26/2022	TOGGLE SWITCH FOR FLEET	02-5-36-22791	6.99
SYNCB/AMAZON	PW'S 08/10/22	08/26/2022	BOOT CAP COVER FOR FLEET	02-5-36-22791	10.99
PINNACOL ASSURANCE	20960480	08/09/2022	FLEET MAINTENANCE	02-5-36-14211	372.26
				Department 36 - FLEET MAINTENANCE Total:	**2,842.87**
Department: 50 - CEMETERY					
U.S. TRACTOR INC.	P45382	08/19/2022	IDLER	02-5-50-41101	26.40
HAYNIES, INC.	372026	08/19/2022	2YR WTY BATTERY	02-5-50-41101	114.65
AT&T MOBILITY	P&R 07/20/22	08/05/2022	CELL PHONE SERVICE - DANNY ...	02-5-50-33211	45.55
ALAMOSA STATE BANK-VISA	1072-08/12/22	08/12/2022	BATTERY CHARGER	02-5-50-22791	189.99
REED TIRE INC.	235368	08/05/2022	FLAT TIRE REPAIR	02-5-50-41101	13.00
REED TIRE INC.	235873	08/12/2022	FLAT TIRE REPAIR	02-5-50-41101	29.56
REED TIRE INC.	235935	08/12/2022	TIRE REPAIR	02-5-50-41101	20.00
SCHRADER'S GLASS SHOP	5800	08/12/2022	INSULATED GLASS UNIT/2 WIN...	02-5-50-35211	295.00
PINNACOL ASSURANCE	20960480	08/09/2022	CEMETERY	02-5-50-14211	389.94
VERIZON	9911663696	08/15/2022	DENNIS PARKS	02-5-50-33211	30.96
				Department 50 - CEMETERY Total:	**1,155.05**
Department: 51 - PARKS MAINTENANCE					
COLORADO PARKS & RECREATI...	200014522	08/26/2022	CPSI MAY 2-3 VIRTUAL CORSE ...	02-5-51-32111	560.00
COLORADO PARKS & RECREATI...	200014522	08/26/2022	CPSI MAY 2-3 VIRTUAL CORSE ...	02-5-51-32111	560.00
RIO GRANDE BENTONITE, INC	2022-5-1-2	08/19/2022	MONTHLY PORTABLE TOILET R...	02-5-51-35104	1,625.00
TRILLIUM HOLDCO, INC.	10072451	08/05/2022	PREMISE #304063359	02-5-51-33411	39.70
TRILLIUM HOLDCO, INC.	10072655	08/05/2022	PREMISE #304660320	02-5-51-33411	66.32

Vendor Name	Payable Number	Post Date	Description (Item)	Account Number	Amount
TRILLIUM HOLDCO, INC.	10072655	08/05/2022	PREMISE # 300074729	02-5-51-33411	198.96
TRILLIUM HOLDCO, INC.	10072655	08/05/2022	PREMISE # 300044999	02-5-51-33411	107.11
STEVE HOSTETTER	6925	08/12/2022	DIKE BEHIND COLLEGE/DIKE ST...	02-5-51-35502	825.00
BRIDGESTONE AMERICAS, INC	99887	08/19/2022	TWO TIRES	02-5-51-41101	445.80
ALAMOSA STATE BANK-VISA	0983-08/05/22	08/05/2022	PARK SIGNS	02-5-51-22791	157.53
MONTE VISTA COOP INC.	371998	08/19/2022	WEED SPRAY - GLYSTAR PLUS 2....	02-5-51-35502	1,136.21
HAYNIES, INC.	371546	08/19/2022	FUEL FILTER	02-5-51-41101	2.22
HAYNIES, INC.	371579	08/19/2022	AIR FILTER	02-5-51-41101	13.45
HAYNIES, INC.	371632	08/19/2022	OIL FILTER	02-5-51-41101	4.44
STEVE HOSTETTER	6980	08/12/2022	ARCHERY RANGE/STATE ST BRI...	02-5-51-35502	550.00
US AUTO FORCE	5029089	08/19/2022	TIRE	02-5-51-35111	176.47
RIO GRANDE MOTOR PARTS CO,..	235222	08/19/2022	OIL FILTER LD	02-5-51-35111	3.95
HAYNIES, INC.	372275	08/19/2022	INTERIOR DOOR HANDLE	02-5-51-35111	18.49
HAYNIES, INC.	372276	08/19/2022	INTERIOR DOOR HANDLE	02-5-51-35111	15.95
AT&T MOBILITY	P&R 07/20/22	08/05/2022	CELL PHONE SERVICE - VINCENT...	02-5-51-33211	91.10
NORTH RIVER GREENHOUSE	2022-3211	08/12/2022	FLOWERS FOR DOWNTOWN	02-5-51-74812	1,054.65
HAYNIES, INC.	372348	08/19/2022	SWITCH - COMBINATION	02-5-51-35111	53.23
ALAMOSA STATE BANK-VISA	1072-08/12/22	08/12/2022	WEED SPRAYER	02-5-51-35502	99.96
ALAMOSA STATE BANK-VISA	1072-08/12/22	08/12/2022	PARKS UNIFORM	02-5-51-37321	179.99
ALAMOSA STATE BANK-VISA	1072-08/12/22	08/12/2022	PARKS UNIFORM	02-5-51-37321	314.98
ALAMOSA STATE BANK-VISA	1072-08/12/22	08/12/2022	PARKS UNIFORM	02-5-51-37321	134.96
NORTH RIVER GREENHOUSE	2022-3259	08/12/2022	PRO MIX POTTING SOIL	02-5-51-74812	207.84
VALLEY LOCK & SECURITY INC.	SR#19397	08/05/2022	SINGLE SIDED KEY	02-5-51-22791	8.32
ACE HARDWARE OF ALAMOSA	105472	08/05/2022	EPOXY WELD/GORILLA TAPE	02-5-51-22791	18.88
ACE HARDWARE OF ALAMOSA	105508	08/05/2022	COMET CLEANER	02-5-51-22791	12.89
VALLEY LOCK & SECURITY INC.	SR#19453	08/12/2022	MASTER PADLOCK BOXED 15/16..	02-5-51-22791	160.92
CARROT TOP INDUSTRIES	109138	08/12/2022	US FLAGS/CO STATE FLAGS/PO...	02-5-51-22791	1,784.78
ACE HARDWARE OF ALAMOSA	105566	08/12/2022	DISH SOAP ORGL/MR. CLEAN A...	02-5-51-22791	142.56
STEFFENS QUALITY PLUMBING ...	19240	08/12/2022	50% DEPOSIT	02-5-51-74811	9,237.50
RIO GRANDE BENTONITE, INC	2022-8-1-3	08/12/2022	WEEKLY PORTABLE TOILET SERV..	02-5-51-35104	1,600.00
AUTOZONE	3424403833	08/19/2022	BRAKE HOSE	02-5-51-35111	24.99
REED TIRE INC.	235913	08/12/2022	FLAT TIRE REPAIR	02-5-51-41101	29.56
XCEL ENERGY	53-1000033-0080222	08/02/2022	1620 TREMONT AVE	02-5-51-33411	7.00
XCEL ENERGY	53-1027976-6080222	08/02/2022	DIAMOND DR & CLARK SPRINKL...	02-5-51-33411	7.28
U.S. TRACTOR INC.	P45733	08/19/2022	CAP	02-5-51-41101	15.10
NORTH RIVER GREENHOUSE	3258	08/26/2022	FOOTHILLS GRASS SEED	02-5-51-74812	286.92
WEX BANK	82711373	08/03/2022	PARKS	02-5-51-22111	3,063.00
XCEL ENERGY	53-1000030-7080422	08/04/2022	2000 AIRPORT RD	02-5-51-33411	35.95
XCEL ENERGY	53-1000030-7080422	08/04/2022	407 4TH ST	02-5-51-33411	226.81
ACE HARDWARE OF ALAMOSA	105685	08/19/2022	ONE TOUCH RAINWAND 30"	02-5-51-22791	41.38
U.S. TRACTOR INC.	P45818	08/19/2022	TINE BLADES/ASSEMBLY LINE P...	02-5-51-41101	1,647.35
ACE HARDWARE OF ALAMOSA	105735	08/19/2022	RAGS/PIKE STIK REACHER/CHIS...	02-5-51-22791	127.00
ACE HARDWARE OF ALAMOSA	105764	08/19/2022	RISER/CUTOFF RISER/HILLMAN ...	02-5-51-22791	11.77
PINNACOL ASSURANCE	20960480	08/09/2022	PARKS & REC	02-5-51-14211	1,095.38
ALAMOSA STATE BANK-VISA	0991-08/12/22	08/12/2022	DOWNTOWN FLOWERS FOR FL...	02-5-51-74812	180.49
ALAMOSA STATE BANK-VISA	0991-08/12/22	08/12/2022	DOWNTOWN FLOWERS FOR FL...	02-5-51-74812	15.00
XCEL ENERGY	53-00117302598-9	08/10/2022	2190 STAVE AVE	02-5-51-33411	147.52
XCEL ENERGY	53-0848716-1081022	08/10/2022	1000 20TH/9TH & ROSS ZAPATA..	02-5-51-33411	2,804.33
AIRGAS USA, LLC	9128810641	08/26/2022	GLV DRVR DBLE PLM MD/LG P...	02-5-51-22791	107.56
ACE HARDWARE OF ALAMOSA	105816	08/19/2022	FILE MILL BASTARD12 CARD/SU...	02-5-51-22791	44.76
REED TIRE INC.	236772	08/19/2022	FLAT REPAIR	02-5-51-41101	13.00
ACE HARDWARE OF ALAMOSA	105846	08/26/2022	PVC NIPPLE/CLAMP/HOSE CLMP	02-5-51-22791	38.53
POOLE CHEMICAL COMPANY INC	2511477	08/26/2022	GLY STAR PLUS .5 GAL/AMINE 2...	02-5-51-35502	5,250.00
RIO GRANDE BENTONITE, INC	2022-9-1-2	08/19/2022	MONTHLY PORTABLE TOILET R...	02-5-51-35104	1,425.00
VERIZON	9911663696	08/15/2022	SA PARKS SUPT	02-5-51-33211	30.96
VERIZON	9911663696	08/15/2022	RANDY MTZ - WATER	02-5-51-33211	50.84
XCEL ENERGY	53-1166316-2081622	08/16/2022	COLE PARK AREA LIGHTS	02-5-51-33411	31.79
XCEL ENERGY	08/29/2022 53-1055912-9	08/29/2022	SPRINKLERS	02-5-51-33411	72.37
XCEL ENERGY	8/29/2022 53-1193966-5	08/29/2022	CHRISTMAS LIGHTS	02-5-51-33411	74.98

Vendor Name	Payable Number	Post Date	Description (Item)	Account Number	Amount
XCEL ENERGY	8/31/2022 53-1000033-0	08/31/2022	1620 TREMONT	02-5-51-33411	11.66
				Department 51 - PARKS MAINTENANCE Total:	**38,527.44**
				Fund 02 - GENERAL FUND Total:	**553,560.60**
Fund: 03 - ENTERPRISE FUND					
Department: 00 - UNDESIGNATED					
KANSAS CITY LIFE INSURANCE ...	INV0015286	08/11/2022	POLICY 2588692	03-2-00-82513	6.88
COLONIAL LIFE & ACCIDENT INS	INV0015287	08/11/2022	COLONIAL LIFE & ACCIDENT INS	03-2-00-82513	23.69
COMPANION VOLUNTARY LIFE	INV0015292	08/11/2022	COMPANION VOLUNTARY LIFE	03-2-00-82513	84.76
PERA	INV0015293	08/11/2022	PERA INSURANCE PAYABLE	03-2-00-82517	11.63
PERA	INV0015294	08/11/2022	PERA PAYABLE	03-2-00-82311	9,656.93
VOLUNTARY INVESTMENT PRO...	INV0015297	08/11/2022	401K PAYABLE	03-2-00-82414	410.51
VOLUNTARY INVESTMENT PRO...	INV0015298	08/11/2022	401K PAYABLE	03-2-00-82414	110.00
COLORADO DEPARTMENT OF R...	INV0015321	08/11/2022	STATE WITHHOLDINGS	03-2-00-82211	1,399.46
UNITED STATES TREASURY	INV0015322	08/11/2022	FEDERAL WITHHOLDINGS	03-2-00-82111	2,667.95
UNITED STATES TREASURY	INV0015323	08/11/2022	MEDICARE TAXES	03-2-00-82111	1,184.24
KANSAS CITY LIFE INSURANCE ...	INV0015362	08/25/2022	POLICY 2588692	03-2-00-82513	6.88
COLONIAL LIFE & ACCIDENT INS	INV0015363	08/25/2022	COLONIAL LIFE & ACCIDENT INS	03-2-00-82513	23.69
COMPANION VOLUNTARY LIFE	INV0015368	08/25/2022	COMPANION VOLUNTARY LIFE	03-2-00-82513	84.75
PERA	INV0015369	08/25/2022	PERA INSURANCE PAYABLE	03-2-00-82517	11.63
PERA	INV0015370	08/25/2022	PERA PAYABLE	03-2-00-82311	9,037.86
VOLUNTARY INVESTMENT PRO...	INV0015373	08/25/2022	401K PAYABLE	03-2-00-82414	411.89
VOLUNTARY INVESTMENT PRO...	INV0015374	08/25/2022	401K PAYABLE	03-2-00-82414	110.00
COLORADO DEPARTMENT OF R...	INV0015394	08/25/2022	STATE WITHHOLDINGS	03-2-00-82211	1,281.90
UNITED STATES TREASURY	INV0015395	08/25/2022	FEDERAL WITHHOLDINGS	03-2-00-82111	2,356.97
UNITED STATES TREASURY	INV0015396	08/25/2022	MEDICARE TAXES	03-2-00-82111	1,104.50
				Department 00 - UNDESIGNATED Total:	**29,986.12**
Department: 01 - WATER DEPARTMENT					
REED TIRE INC.	230285	08/19/2022	TIRE/WASTE TIRE FEE	03-5-01-35111	256.71
TRILLIUM HOLDCO, INC.	10072452	08/05/2022	PREMISE # 300035060	03-5-01-33411	549.70
TRILLIUM HOLDCO, INC.	10072452	08/05/2022	PREMISE #300134804	03-5-01-33411	1,032.35
TRILLIUM HOLDCO, INC.	10072452	08/05/2022	PREMISE # 300168497	03-5-01-33411	1,582.06
TRILLIUM HOLDCO, INC.	10072655	08/05/2022	PREMISE # 300031359	03-5-01-33411	382.06
TRILLIUM HOLDCO, INC.	10072655	08/05/2022	PREMISE # 300004373	03-5-01-33411	967.88
TRILLIUM HOLDCO, INC.	10072655	08/05/2022	PREMISE # 304242700	03-5-01-33411	394.79
TRILLIUM HOLDCO, INC.	10072655	08/05/2022	PREMISE # 300181075	03-5-01-33411	106.11
TRILLIUM HOLDCO, INC.	10072655	08/05/2022	PREMISE # 300180610	03-5-01-33411	203.77
THE HOME DEPOT PRO	694882838	08/05/2022	GLOVE NITRILE LRG/OXIVIR TB D..	03-5-01-35211	105.44
AIRGAS USA, LLC	9127839283	08/12/2022	VST CL 2 SM/MD	03-5-01-22791	27.95
CORE & MAIN LP	R180007	08/05/2022	3/4" METERS	03-5-01-35311	3,006.35
MC CANDLESS INTERNATIONAL	P102052607;01	08/19/2022	LARG HEAVY DUTY ORANGE GLO	03-5-01-35111	260.50
CORE & MAIN LP	R226151	08/19/2022	CTS MATERIAL WATER VALVE	03-5-01-23711	569.30
AT&T MOBILITY	PW'S 07/20/22	08/05/2022	TAB A 2	03-5-01-33211	40.04
AT&T MOBILITY	PW'S 07/20/22	08/05/2022	TAB A1	03-5-01-33211	40.04
AIRGAS USA, LLC	9128210707	08/19/2022	VST CL 2 LG/XL SRVYR ECON M...	03-5-01-22791	27.95
UNCC	222070042	08/12/2022	LOCATES	03-5-01-22791	183.30
FASTENAL COMPANY	COALA86157	08/12/2022	CAUTION BLUE TAPE	03-5-01-35610	64.79
FERGUSON ENTERPRISES, INC	1351207	08/19/2022	CI VLV BX SCRW TOP SECT 26T	03-5-01-23711	180.87
XCEL ENERGY	53-0348997-0080222	08/02/2022	302 HUNT AVENUE UNIT COLE	03-5-01-33411	57.06
XCEL ENERGY	53-9503813-8080322	08/03/2022	607 FOSTER AVE	03-5-01-33411	147.44
WEX BANK	82711373	08/03/2022	WATER	03-5-01-22111	479.69
XCEL ENERGY	53-1000030-7080422	08/04/2022	RD 109 & 21ST ST	03-5-01-33411	354.69
HAYNIES, INC.	374611	08/19/2022	OIL FILTER	03-5-01-35111	4.44
ALAMOSA STATE BANK-VISA	0819-08/26/22	08/26/2022	MNS MUDS SLIPON CAMO HI/...	03-5-01-22791	459.96
ALAMOSA STATE BANK-VISA	0819-08/26/22	08/26/2022	AGC DEBOSS PASYMPA	03-5-01-22791	5.40
HAYNIES, INC.	374862	08/19/2022	AIR FILTER	03-5-01-35111	13.33
XCEL ENERGY	53-1000036-3080822	08/08/2022	COLE PARK WELL 302 HUNT/902..	03-5-01-33411	3,207.51
XCEL ENERGY	53-1028550-4080822	08/08/2022	701 ROSS AVE	03-5-01-33411	194.03
XCEL ENERGY	53-1028550-4080822	08/08/2022	905 8TH ST	03-5-01-33411	12.71
XCEL ENERGY	53-1028550-4080822	08/08/2022	701 ROSS	03-5-01-33411	84.50

Vendor Name	Payable Number	Post Date	Description (Item)	Account Number	Amount
XCEL ENERGY	53-1114279-7080822	08/08/2022	WWTP	03-5-01-33411	-4.79
XCEL ENERGY	53-1114279-7080822	08/08/2022	12TH ST WELL	03-5-01-33411	524.71
SYNCB/AMAZON	PW'S 08/10/22	08/26/2022	STARTER FOR FLEET	03-5-01-35111	308.10
PINNACOL ASSURANCE	20960480	08/09/2022	WATER	03-5-01-14211	983.70
GARDNER EXCAVATING	PAYAPP #16	08/12/2022	WATER	03-5-01-72331	90,360.15
GARDNER EXCAVATING	PAYAPP #16A	08/12/2022	WATER	03-5-01-72331	13,747.76
LRE WATER INC.	20601	08/19/2022	ALAMOSA PLANT WELL REDRILL	03-5-01-72331	1,675.00
VERIZON	9911663696	08/15/2022	RM WATER	03-5-01-22791	92.35
LRE WATER INC.	20581	08/19/2022	PROFESSIONAL SERVICES JULY ...	03-5-01-72335	1,902.50
XCEL ENERGY	53-0042269-1081722	08/17/2022	770 N STATE AVE UNIT PUMP	03-5-01-33411	1,458.13
FASTENAL COMPANY	86329	08/24/2022	IC WB FLO GRN	03-5-01-22791	32.39
XCEL ENERGY	8/31/2022 53-0348997-0	08/31/2022	320 HUNT AVE UNIT COLE	03-5-01-33411	57.61
				Department 01 - WATER DEPARTMENT Total:	**126,140.33**
Department: 02 - SEWER DEPARTMENT					
TRILLIUM HOLDCO, INC.	10072452	08/05/2022	PREMISE #300172993	03-5-02-33411	348.59
TRILLIUM HOLDCO, INC.	10072655	08/05/2022	PREMISE # 300087788	03-5-02-33411	53.05
TRILLIUM HOLDCO, INC.	10072655	08/05/2022	PREMISE # 300121002	03-5-02-33411	53.05
TRILLIUM HOLDCO, INC.	10072655	08/05/2022	PREMISE # 300030748	03-5-02-33411	101.87
TRILLIUM HOLDCO, INC.	10072655	08/05/2022	PREMISE # 300087780	03-5-02-33411	89.14
TRILLIUM HOLDCO, INC.	10072655	08/05/2022	PREMISE # 300046328	03-5-02-33411	66.32
AIRGAS USA, LLC	9127839283	08/12/2022	VST CL 2 SM/MD	03-5-02-22791	27.95
USA BLUEBOOK	044830	08/12/2022	3' X 3' TIGERTAIL W/24' ROPE	03-5-02-38833	122.78
VEMCO ELECTRIC INC.	22623	08/05/2022	UNWIRE LIFT PUMP MTOR BEH...	03-5-02-38844	72.25
AUTOZONE	3424397904	08/05/2022	ENGINE DEGREASER	03-5-02-35111	21.12
AIRGAS USA, LLC	9128210707	08/19/2022	VST CL 2 LG/XL SRVYR ECON M...	03-5-02-22791	27.95
ACE HARDWARE OF ALAMOSA	105468	08/19/2022	ROLL PINS/HILLMAN FASTENERS	03-5-02-35111	4.29
ACE HARDWARE OF ALAMOSA	105476	08/19/2022	HILLMAN FASTENERS	03-5-02-35111	1.61
HAYNIES, INC.	373319	08/19/2022	SWITCH - TOGGLE	03-5-02-35111	7.90
CENTURYLINK	INV0015330	08/19/2022	SEWER DEPARTMENT - 719-589...	03-5-02-22791	71.44
RIO GRANDE MOTOR PARTS CO,..	235718	08/19/2022	BLK RUBBER TRK FLAP	03-5-02-35111	26.12
WEX BANK	82711373	08/03/2022	SEWER	03-5-02-22111	1,475.43
AT&T MOBILITY	PW DANIEL 08/14/2022	08/26/2022	PW'S DANIEL CELL PHONE SERV...	03-5-02-33211	79.18
XCEL ENERGY	53-1028550-4080822	08/08/2022	NE CORNER OF 12TH & EAST A...	03-5-02-33411	28.35
XCEL ENERGY	53-1028550-4080822	08/08/2022	131 MARKET ST BLDG LIFT	03-5-02-33411	21.67
XCEL ENERGY	53-1028550-4080822	08/08/2022	1 RIVERWOOD DR BLDG LIFT	03-5-02-33411	28.33
XCEL ENERGY	53-1028550-4080822	08/08/2022	772 DEL SOL DR LOT B-LIFT	03-5-02-33411	60.09
XCEL ENERGY	53-1028550-4080822	08/08/2022	726 DEL SOL DR	03-5-02-33411	108.38
XCEL ENERGY	53-1028550-4080822	08/08/2022	2949 ANDERSON CIR UNIT LIFT ...	03-5-02-33411	99.03
XCEL ENERGY	53-1028550-4080822	08/08/2022	N END OF LA VETA AVE SEWER L..	03-5-02-33411	17.20
XCEL ENERGY	53-1028550-4080822	08/08/2022	14TH ST & ALA AVE SEWER LIFT	03-5-02-33411	21.26
XCEL ENERGY	53-1028550-4080822	08/08/2022	RD 9 S @ S 109	03-5-02-33411	12.22
XCEL ENERGY	53-1028550-4080822	08/08/2022	2921 1ST ST	03-5-02-33411	92.05
XCEL ENERGY	53-1028550-4080822	08/08/2022	1531 11TH ST	03-5-02-33411	23.79
XCEL ENERGY	53-1028550-4080822	08/08/2022	151 CRAFT DR BLDG LIFT	03-5-02-33411	16.32
XCEL ENERGY	53-1028550-4080822	08/08/2022	# LIFT STATION 1999 TREMONT...	03-5-02-33411	19.71
XCEL ENERGY	53-1028550-4080822	08/08/2022	105 ALAMOSA AVE BLDG LIFT	03-5-02-33411	-17.39
XCEL ENERGY	53-1028550-4080822	08/08/2022	2251 W 7TH ST	03-5-02-33411	74.68
XCEL ENERGY	53-1028550-4080822	08/08/2022	39 CASCADE AVE UNIT LIFT STA...	03-5-02-33411	32.01
XCEL ENERGY	53-1028550-4080822	08/08/2022	751 MONROE AVE	03-5-02-33411	18.16
XCEL ENERGY	53-1028550-4080822	08/08/2022	900 MAROON DR	03-5-02-33411	32.16
XCEL ENERGY	53-1028550-4080822	08/08/2022	701 WEST AVE BLDG SEWER	03-5-02-33411	133.57
XCEL ENERGY	53-1028550-4080822	08/08/2022	2501 MAIN ST BLDG SEWER	03-5-02-33411	72.81
XCEL ENERGY	53-1028550-4080822	08/08/2022	LIFT 531 COTTONWOOD DR	03-5-02-33411	20.46
XCEL ENERGY	53-1028550-4080822	08/08/2022	2100 STATE AVE	03-5-02-33411	46.13
XCEL ENERGY	53-1028550-4080822	08/08/2022	213 MURPHY DR APT LIFT	03-5-02-33411	2,507.94
XCEL ENERGY	53-1028550-4080822	08/08/2022	700 COTTONWOOD DR	03-5-02-33411	10.88
XCEL ENERGY	53-1028550-4080822	08/08/2022	MAIN ST & BLANCA AVE SEWER...	03-5-02-33411	712.22
SYNCB/AMAZON	PW'S 08/10/22	08/26/2022	TRIMMER LINE	03-5-02-22791	37.99
PINNACOL ASSURANCE	20960480	08/09/2022	SEWER	03-5-02-14211	630.24
GARDNER EXCAVATING	PAYAPP #16	08/12/2022	SEWER	03-5-02-71221	23,908.90

Vendor Name	Payable Number	Post Date	Description (Item)	Account Number	Amount
GARDNER EXCAVATING	PAYAPP #16	08/12/2022	STORM	03-5-02-73511	104,358.66
GARDNER EXCAVATING	PAYAPP #16A	08/12/2022	STORM	03-5-02-73511	25,389.78
XCEL ENERGY	53-0013461364-1081722	08/17/2022	101 ALAMOSA AVE	03-5-02-33411	55.08
FASTENAL COMPANY	86329	08/24/2022	IC WB FLO GRN	03-5-02-22791	32.39
REYNOLDS ENGINEERING CO., I...	22-074	08/26/2022	FINAL BILLING CENTER LIFT STA...	03-5-02-71241	1,500.00
			Department 02 - SEWER DEPARTMENT Total:		**162,755.11**
Department: 03 - SANITATION DEPARTMENT					
4RIVERS EQUIPMENT	1243112	08/19/2022	KEY/FILLER CAP	03-5-03-35111	176.63
BRIDGESTONE AMERICAS, INC	98206	08/19/2022	TUBE X2	03-5-03-35111	28.84
TRILLIUM HOLDCO, INC.	10072655	08/05/2022	PREMISE # 304242780	03-5-03-33411	132.64
MONTE VISTA COOP INC.	204656	08/19/2022	PROPANE FILL	03-5-03-37932	20.89
REED TIRE INC.	233803	08/19/2022	TIRE REPAIR	03-5-03-35111	25.00
AIRGAS USA, LLC	9127839283	08/12/2022	VST CL 2 SM/MD	03-5-03-22791	27.95
MONTE VISTA COOP INC.	205068	08/19/2022	PROPANE FILL	03-5-03-37932	20.89
RIO GRANDE MOTOR PARTS CO,..	235102	08/19/2022	BLK RUBBER TRK FLAP	03-5-03-35111	26.12
ACE HARDWARE OF ALAMOSA	105249	08/12/2022	ROLLER HVDUTY	03-5-03-35211	8.63
AIRGAS USA, LLC	9128030555	08/12/2022	HONLPF-1/ERPG UCRD SNGL U...	03-5-03-22791	40.00
MONTE VISTA COOP INC.	205397	08/19/2022	PROPANE FILL	03-5-03-37932	20.89
RIO GRANDE MOTOR PARTS CO,..	235223	08/19/2022	FUEL SPIN ON	03-5-03-35111	144.20
AT&T MOBILITY	PW'S 07/20/22	08/05/2022	SANITATION - JOEL HEREDIA	03-5-03-33211	44.03
AT&T MOBILITY	PW'S 07/20/22	08/05/2022	SANITATION - MARK GONZALES	03-5-03-33211	44.03
BRIDGESTONE AMERICAS, INC	100324	08/19/2022	TIRES X8	03-5-03-35111	2,442.10
ELLIOTT EQUIPMENT	168489	08/19/2022	2023 FREIGHTLINER M2 TRASH ...	03-5-03-70111	220,553.14
ELLIOTT EQUIPMENT	168509	08/19/2022	RUBBER GRIP BUMPER ASL/SEN...	03-5-03-35111	458.27
AIRGAS USA, LLC	9128210707	08/19/2022	VST CL 2 LG/XL SRVYR ECON M...	03-5-03-22791	27.95
MONTE VISTA COOP INC.	205858	08/19/2022	PROPANE FILL	03-5-03-37932	19.15
SAN LUIS VALLEY REGIONAL SOL..	JULY 2022	08/12/2022	LANDFILL FEES FOR JULY 2022	03-5-03-37931	9,838.25
AIRGAS USA, LLC	9128481463	08/26/2022	GLV DRVR DBLE PLM LG PRM ...	03-5-03-22791	26.54
WEX BANK	82711373	08/03/2022	SANITATION	03-5-03-22111	7,768.66
MARK GONZALES	INV0015269	08/05/2022	BOOT REIMBURSEMENT	03-5-03-37321	150.00
XCEL ENERGY	53-1028550-4080822	08/08/2022	701 ROSS AVE APT A	03-5-03-33411	9.14
XCEL ENERGY	53-1028550-4080822	08/08/2022	TRASH MASHER 2123 OLD AIRP...	03-5-03-33411	59.83
PINNACOL ASSURANCE	20960480	08/09/2022	GARBAGE COLLECTION	03-5-03-14211	4,188.38
XCEL ENERGY	53-0042982-5081022	08/10/2022	1204 OLD AIRPORT RD UNIT TR...	03-5-03-33411	137.11
ACE HARDWARE OF ALAMOSA	105823	08/19/2022	SCOOP GRAIN POLY #12	03-5-03-22791	21.59
VERIZON	9911663696	08/15/2022	KP RECYCLING	03-5-03-22791	54.87
ACE HARDWARE OF ALAMOSA	105984	08/26/2022	INDR/OUTDR PUSHBROOM 24"...	03-5-03-22791	42.28
ACE HARDWARE OF ALAMOSA	106012	08/26/2022	PVC PIPE SCH40	03-5-03-35381	14.36
			Department 03 - SANITATION DEPARTMENT Total:		**246,572.36**
Department: 05 - SEWAGE TREATMENT					
FEDEX	7-68697298	08/05/2022	SHIPPING CHARGES	03-5-05-31651	34.20
FEDEX	7-686-97298	08/19/2022	SHIPPING CHARGES	03-5-05-31651	34.20
FEDEX	7-739-36598	08/05/2022	SHIPPING CHARGES	03-5-05-31651	35.94
COLORADO DEPT OF PUBLIC H...	WU231123758	08/05/2022	ANNUAL FEE 07/02/2022-06/30...	03-5-05-31681	13,920.00
COLORADO DEPT OF PUBLIC H...	WU231133399	08/12/2022	ANNUAL PRETREATMENT FEE	03-5-05-31681	115.00
AT&T MOBILITY	PW'S 07/20/22	08/05/2022	ENGINEERING - RANDY	03-5-05-33211	44.03
MONTE VISTA COOP INC.	1314496	08/19/2022	OIL FOR SCREW PUMPS	03-5-05-22111	582.00
ACE HARDWARE OF ALAMOSA	105598	08/12/2022	FRICTION TAPE	03-5-05-22791	31.78
ACE HARDWARE OF ALAMOSA	105727	08/19/2022	PREC SCRW 6PC SET	03-5-05-22791	17.09
PINNACOL ASSURANCE	20960480	08/09/2022	SEWAGE TREATMENT	03-5-05-14211	167.33
AMETEK	8015	08/12/2022	MOTHER BOARD FOR STEP SCR...	03-5-05-38844	1,278.00
FEDEX	7-847-62362	08/19/2022	SHIPPING CHARGES	03-5-05-31651	33.31
FEDEX	7-847-62363	08/19/2022	SHIPPING CHARGES	03-5-05-31651	8.96
SGS NORTH AMERICA, INC	52160139770	08/26/2022	NONYLPHENOL SAMPLES	03-5-05-31651	330.71
SGS NORTH AMERICA, INC	52160139390	08/19/2022	NONYLPHENOL SAMPLES	03-5-05-31651	330.71
SUNE H3 HOLDINGS, LLC	005269	08/19/2022	TOTAL GENERATION 07/01/21-...	03-5-05-33411	4,477.78
XCEL ENERGY	8/31/2022 53-1114279-7	08/31/2022	WWTP 1204 OLD AIRPORT RD	03-5-05-33411	7,993.02
			Department 05 - SEWAGE TREATMENT Total:		**29,434.06**

Vendor Name	Payable Number	Post Date	Description (Item)	Account Number	Amount
Department: 06 - WATER TREATMENT					
ZENON ENVIRONMENTAL COR...	901360472	08/05/2022	TECHNICAL SUPPORT	03-5-06-34106	3,860.00
DPC INDUSTRIES, INC	737001875-22	08/05/2022	FERRIC CHLORIDE	03-5-06-22391	13,286.36
TRILLIUM HOLDCO, INC.	10072451	08/05/2022	PREMISE #304126119	03-5-06-33411	5,624.25
ALPINE ELECTRIC, INC	37938	08/05/2022	REPAIRS-WATER TREATMENT P...	03-5-06-38844	120.00
HAYNIES, INC.	372250	08/19/2022	GAS GRANDE SHOCK	03-5-06-35111	111.82
AT&T MOBILITY	PW'S 07/20/22	08/05/2022	WTP CALL OUT	03-5-06-33211	44.03
USA BLUEBOOK	053375	08/12/2022	KIMWIPES DISPOSABLE WIPES	03-5-06-22791	73.85
DPC INDUSTRIES, INC	737003223-22	08/12/2022	SODIUM HYPOCHLORITE	03-5-06-22391	13,470.02
ACE HARDWARE OF ALAMOSA	105457	08/05/2022	COUPLE SCH40 PVC/MLE ADPT...	03-5-06-22791	13.80
ACE HARDWARE OF ALAMOSA	105465	08/05/2022	COUPLING COMPRESSION 1/2	03-5-06-22791	13.47
ACE HARDWARE OF ALAMOSA	105502	08/05/2022	SB BALL VALVE	03-5-06-38844	23.39
COLORADO DEPT OF PUBLIC H...	FGD20220055	08/05/2022	DRINKING WATER FEE - JULY 20...	03-5-06-34106	680.00
WEX BANK	82711373	08/03/2022	WTP	03-5-06-22111	65.20
XCEL ENERGY	53-1028550-4080822	08/08/2022	702 BELL AVE	03-5-06-33411	5,039.77
PINNACOL ASSURANCE	20960480	08/09/2022	WATER TREATMENT - WATER	03-5-06-14211	240.29
MUNICIPAL TREATMENT EQUI...	22014	08/19/2022	VALVES & ACTUATORS FOR WTP	03-5-06-38844	3,075.68
ACE HARDWARE OF ALAMOSA	105777	08/19/2022	BUBBLE WRAP	03-5-06-22791	23.19
ACE HARDWARE OF ALAMOSA	105834	08/26/2022	ROUNDUP W&G CONC 36.8OZ	03-5-06-22791	52.18
FIERO AUTOMATION	275398100	08/26/2022	EJECTOR PARTS FOR MEMBERA...	03-5-06-38844	338.56
ACE HARDWARE OF ALAMOSA	105917	08/26/2022	ROUNDUP CONC 1/2 GALLON	03-5-06-22791	45.89
ACE HARDWARE OF ALAMOSA	105978	08/26/2022	BARREL BOLT HD ZINC/HILLMA...	03-5-06-22791	15.38
FEDEX	7-855-70996	08/26/2022	SHIPPING CHARGES	03-5-06-31651	62.27
ROY SANCHEZ	INV0015359	08/26/2022	BOOT REIMBURSEMENT	03-5-06-37321	150.00
				Department 06 - WATER TREATMENT Total:	**46,429.40**
				Fund 03 - ENTERPRISE FUND Total:	**641,317.38**
Fund: 05 - STREETS TRUST FUND					
Department: 40 - CAPITAL IMPROVEMENTS					
ALAMOSA STATE BANK-VISA	1015-08/12/22	08/12/2022	FLOWERS-RESIDENT ON STATE ...	05-5-40-73112	273.72
REYNOLDS ENGINEERING CO., I...	22-064	08/05/2022	STATE AVE - CONSTRUCTION ST...	05-5-40-73112	1,500.00
JAKE MEDINA	03-2022	08/05/2022	CONCRETE REPLACEMENT	05-5-40-73114	12,860.25
GARDNER EXCAVATING	PAYAPP #16	08/12/2022	STREET	05-5-40-73112	26,617.04
GARDNER EXCAVATING	PAYAPP #16A	08/12/2022	STREET	05-5-40-73112	142,890.71
JAKE MEDINA	04-2022	08/19/2022	CONCRETE REPLACEMENT	05-5-40-73114	11,061.25
GARDNER EXCAVATING	APP #17	08/26/2022	STREET - PAY APP. #17	05-5-40-73112	132,409.56
				Department 40 - CAPITAL IMPROVEMENTS Total:	**327,612.53**
				Fund 05 - STREETS TRUST FUND Total:	**327,612.53**
Fund: 06 - CEMETERY ENDOWMENT					
Department: 59 - CEMETERY ENDOWMENT					
WEX BANK	82711373	08/03/2022	CEMETERY	06-5-59-22111	679.25
				Department 59 - CEMETERY ENDOWMENT Total:	**679.25**
				Fund 06 - CEMETERY ENDOWMENT Total:	**679.25**
Fund: 11 - CONSERVATION TRUST					
Department: 60 - CONSERVATION TRUST					
PONDER COMPANY, INC.	8832-1	08/05/2022	REC CENTER TRACK RESURFACI...	11-5-60-74811	65,930.00
PONDER COMPANY, INC.	8832-1	08/05/2022	CHANGE ORDERS TO DATE	11-5-60-74811	-2,000.00
				Department 60 - CONSERVATION TRUST Total:	**63,930.00**
				Fund 11 - CONSERVATION TRUST Total:	**63,930.00**
Fund: 12 - ACLC DEBT SERVICE					
Department: 61 - RECREATION DEBT SERV					
UMB BANK	INV0015403	08/30/2022	ICE RINK MPB INTEREST	12-5-61-37111	29,701.72
				Department 61 - RECREATION DEBT SERV Total:	**29,701.72**
				Fund 12 - ACLC DEBT SERVICE Total:	**29,701.72**
Fund: 13 - EMPLOYEE BENEFIT					
Department: 62 - EMPLOYEE BENEFIT					
DELTA DENTAL OF COLORADO	INV0015326	08/02/2022	DENTAL PREMIUMS - AUG 22	13-5-62-14151	6,423.90
ALAMOSA STATE BANK-VISA	0991-08/12/22	08/12/2022	HEALTHY SNACK WEDNESDAY	13-5-62-14161	146.48

Vendor Name	Payable Number	Post Date	Description (Item)	Account Number	Amount
VSP VISION CARE	INV0015325	08/10/2022	PREMIUMS - AUGUST 2022	13-5-62-14152	1,832.06
CIGNA	INV0015346	08/22/2022	PREMIUM FEES	13-5-62-14111	30,938.52
CIGNA	INV0015346	08/22/2022	CIGNA CLAIMS	13-5-62-14131	84,563.94
TASC	INV0015402	08/26/2022	HIPAA COMPLIANCE - ADMIN F...	13-5-62-14181	308.28
				Department 62 - EMPLOYEE BENEFIT Total:	**124,213.18**
				Fund 13 - EMPLOYEE BENEFIT Total:	**124,213.18**
Fund: 19 - COMMUNITY RECREATION					
Department: 00 - UNDESIGNATED					
TIFFANY VIGIL	567975	08/05/2022	REFUND - SOCCER - PARTICIPA...	19-4-00-68525	30.00
RHILEY HACSI	26811	08/12/2022	REIMBURSEMENT - PARK EVENT..	19-4-00-68514	40.00
GRAHAM HOSTETTER	568183	08/12/2022	REIMBURSEMENT - FLAG FOOT...	19-4-00-68511	25.00
THOMAS DESMOND	26810	08/12/2022	REIMBURSEMENT - PARK	19-4-00-68514	10.00
COLONIAL LIFE & ACCIDENT INS	INV0015287	08/11/2022	COLONIAL LIFE & ACCIDENT INS	19-2-00-82513	0.60
AFLAC	INV0015288	08/11/2022	AFLAC	19-2-00-82520	8.82
CONTINENTAL AMERICAN INSU...	INV0015289	08/11/2022	CONTINENTAL AMERICAN INSU...	19-2-00-82521	9.28
CONTINENTAL AMERICAN INSU...	INV0015291	08/11/2022	CONTINENTAL AMERICAN INSU...	19-2-00-82521	30.84
COMPANION VOLUNTARY LIFE	INV0015292	08/11/2022	COMPANION VOLUNTARY LIFE	19-2-00-82513	16.49
PERA	INV0015294	08/11/2022	PERA PAYABLE	19-2-00-82311	11,775.07
PERA	INV0015295	08/11/2022	PERA RETIREE PAYABLE	19-2-00-82311	50.41
VOLUNTARY INVESTMENT PRO...	INV0015298	08/11/2022	401K PAYABLE	19-2-00-82414	100.00
FAMILY SUPPORT REGISTRY	INV0015318	08/11/2022	DAVID SILVAS REMIT ID# 16587...	19-2-00-82418	142.50
FAMILY SUPPORT REGISTRY	INV0015319	08/11/2022	DAVID SILVAS REMIT ID# 17006...	19-2-00-82418	163.50
COLORADO DEPARTMENT OF R...	INV0015321	08/11/2022	STATE WITHHOLDINGS	19-2-00-82211	1,503.44
UNITED STATES TREASURY	INV0015322	08/11/2022	FEDERAL WITHHOLDINGS	19-2-00-82111	2,190.54
UNITED STATES TREASURY	INV0015323	08/11/2022	MEDICARE TAXES	19-2-00-82111	1,445.08
FALLON CROWTHER	568332	08/19/2022	REFUND - SUP YOGA - UNABLE ...	19-4-00-68511	10.00
ADELA VELASCO	26814	08/19/2022	REIMBURSEMENT - SOCCER PA...	19-4-00-68525	25.00
JULIAN MAENDEL	568397	08/26/2022	REFUND - HOCKEY - PARTICIPA...	19-4-00-68524	45.00
MARIA WOFFORD	568501	08/26/2022	REIMBURSEMENT - FLAG FOOT...	19-4-00-68511	25.00
REBECCA DANIELS	568538	08/26/2022	REFUND - FALL SOCCER - PARTIC..	19-4-00-68525	25.00
COLONIAL LIFE & ACCIDENT INS	INV0015363	08/25/2022	COLONIAL LIFE & ACCIDENT INS	19-2-00-82513	0.60
AFLAC	INV0015364	08/25/2022	AFLAC	19-2-00-82520	8.82
CONTINENTAL AMERICAN INSU...	INV0015365	08/25/2022	CONTINENTAL AMERICAN INSU...	19-2-00-82521	9.28
CONTINENTAL AMERICAN INSU...	INV0015367	08/25/2022	CONTINENTAL AMERICAN INSU...	19-2-00-82521	30.84
COMPANION VOLUNTARY LIFE	INV0015368	08/25/2022	COMPANION VOLUNTARY LIFE	19-2-00-82513	16.50
PERA	INV0015370	08/25/2022	PERA PAYABLE	19-2-00-82311	11,001.89
PERA	INV0015371	08/25/2022	PERA RETIREE PAYABLE	19-2-00-82311	50.41
VOLUNTARY INVESTMENT PRO...	INV0015374	08/25/2022	401K PAYABLE	19-2-00-82414	100.00
FAMILY SUPPORT REGISTRY	INV0015392	08/25/2022	DAVID SILVAS REMIT ID# 16587...	19-2-00-82418	142.50
FAMILY SUPPORT REGISTRY	INV0015393	08/25/2022	DAVID SILVAS REMIT ID# 17006...	19-2-00-82418	163.50
COLORADO DEPARTMENT OF R...	INV0015394	08/25/2022	STATE WITHHOLDINGS	19-2-00-82211	1,447.95
UNITED STATES TREASURY	INV0015395	08/25/2022	FEDERAL WITHHOLDINGS	19-2-00-82111	2,187.80
UNITED STATES TREASURY	INV0015396	08/25/2022	MEDICARE TAXES	19-2-00-82111	1,350.64
				Department 00 - UNDESIGNATED Total:	**34,182.30**
Department: 54 - LIBRARY					
INGRAM LIBRARY SERVICE	70773194	08/26/2022	CH BK ORDER	19-5-54-35101	823.11
ALAMOSA STATE BANK-VISA	0744-08/05/22	08/05/2022	TEEM BOOKS	19-5-54-35101	47.00
ALAMOSA STATE BANK-VISA	0744-08/05/22	08/05/2022	SUPPLIES FOR SRP PROGRAMS	19-5-54-35372	23.73
ALAMOSA STATE BANK-VISA	0744-08/05/22	08/05/2022	LODGING FOR PROGRAM PRES...	19-5-54-35372	99.00
ALAMOSA STATE BANK-VISA	0744-08/05/22	08/05/2022	SUPPLIES FOR SRP PROGRAMS	19-5-54-35372	33.00
ALAMOSA STATE BANK-VISA	0744-08/05/22	08/05/2022	SUPPLIES FOR SRP PROGRAMS	19-5-54-35372	34.56
INGRAM LIBRARY SERVICE	70595124	08/05/2022	AD BOOK ORDER	19-5-54-35101	9.76
INGRAM LIBRARY SERVICE	70595125	08/05/2022	AD BOOK ORDER	19-5-54-35101	1,486.81
INGRAM LIBRARY SERVICE	70595126	08/05/2022	AV BOOK ORDER	19-5-54-35102	60.48
INGRAM LIBRARY SERVICE	70632653	08/05/2022	AD BOOK ORDER	19-5-54-35101	205.89
MANGO LANGUAGES	010720	08/05/2022	DATABASE SBUSCRIPTION	19-5-54-22451	2,686.89
WSB COMPUTER SERVICES INC.	84687	08/05/2022	SHREDDING	19-5-54-21111	12.00
INGRAM LIBRARY SERVICE	70773191	08/26/2022	CH BK ORDER	19-5-54-35101	9.89
INGRAM LIBRARY SERVICE	70773192	08/26/2022	AD BK ORDER	19-5-54-35101	44.78

Vendor Name	Payable Number	Post Date	Description (Item)	Account Number	Amount
INGRAM LIBRARY SERVICE	70773193	08/26/2022	CH BK ORDER	19-5-54-35101	424.63
AMERICAN EXPRESS	INV0015268	08/05/2022	PAPER	19-5-54-21111	70.84
AMERICAN EXPRESS	INV0015268	08/05/2022	ELECTRICAL TAPE	19-5-54-21111	8.99
AMERICAN EXPRESS	INV0015268	08/05/2022	OFFICE SUPPLIES	19-5-54-21111	9.29
AMERICAN EXPRESS	INV0015268	08/05/2022	STEPSTOOL	19-5-54-21111	11.99
AMERICAN EXPRESS	INV0015268	08/05/2022	EARBUDS	19-5-54-22791	29.95
AMERICAN EXPRESS	INV0015268	08/05/2022	AD BK ORDER	19-5-54-35101	18.95
AMERICAN EXPRESS	INV0015268	08/05/2022	AD BOOK	19-5-54-35101	25.00
AMERICAN EXPRESS	INV0015268	08/05/2022	AD BK ORDER	19-5-54-35101	27.98
AMERICAN EXPRESS	INV0015268	08/05/2022	AV ORDER	19-5-54-35102	12.96
AMERICAN EXPRESS	INV0015268	08/05/2022	AV ORDER	19-5-54-35102	13.99
AMERICAN EXPRESS	INV0015268	08/05/2022	AV ORDER	19-5-54-35102	17.96
AMERICAN EXPRESS	INV0015268	08/05/2022	KIT SUPPLIES	19-5-54-35102	44.19
AMERICAN EXPRESS	INV0015268	08/05/2022	AV ORDER	19-5-54-35102	378.68
AMERICAN EXPRESS	INV0015268	08/05/2022	AV ORDER	19-5-54-35102	24.96
AMERICAN EXPRESS	INV0015268	08/05/2022	AV ORDER	19-5-54-35102	9.99
AMERICAN EXPRESS	INV0015268	08/05/2022	SRP PRIZES	19-5-54-35372	7.99
AMERICAN EXPRESS	INV0015268	08/05/2022	SRP PRIZES	19-5-54-35372	9.97
AMERICAN EXPRESS	INV0015268	08/05/2022	SRP PRIZES	19-5-54-35372	22.39
AMERICAN EXPRESS	INV0015268	08/05/2022	SRP PROGRAM SUPPLIES	19-5-54-35372	24.99
AMERICAN EXPRESS	INV0015268	08/05/2022	SRP PRIZES	19-5-54-35372	47.91
AMERICAN EXPRESS	INV0015268	08/05/2022	SRP PRIZES	19-5-54-35372	7.98
INGRAM LIBRARY SERVICE	70802740	08/12/2022	AD BK ORDER	19-5-54-35101	15.94
INGRAM LIBRARY SERVICE	70802741	08/12/2022	AD BK ORDER	19-5-54-35101	32.19
INGRAM LIBRARY SERVICE	70802742	08/12/2022	AD BK ORDER	19-5-54-35101	32.86
MID AMERICAN BOOKS	553753	08/19/2022	CH BOOK ORDER	19-5-54-35101	542.75
INGRAM LIBRARY SERVICE	70819880	08/19/2022	AD BK ORDER	19-5-54-35101	65.36
INGRAM LIBRARY SERVICE	70819881	08/19/2022	AD BK ORDER	19-5-54-35101	22.25
INGRAM LIBRARY SERVICE	70819882	08/19/2022	AD BK ORDER	19-5-54-35101	27.75
INGRAM LIBRARY SERVICE	70819883	08/19/2022	CH BK ORDER	19-5-54-35101	17.76
INGRAM LIBRARY SERVICE	70819884	08/19/2022	CH BK ORDER	19-5-54-35101	74.29
DEMCO INC.	7163290	08/05/2022	DVD LABELS	19-5-54-21111	59.84
INGRAM LIBRARY SERVICE	70837375	08/26/2022	AD BK ORDER	19-5-54-35101	40.16
PINNACOL ASSURANCE	20960480	08/09/2022	LIBRARY	19-5-54-14211	119.68
MARIA KRAMER	INV0015336	08/19/2022	MEALS - COLO. ASSOC. OF LIBR...	19-5-54-32111	120.00
				Department 54 - LIBRARY Total:	**7,999.31**
Department: 66 - COMMUNITY RECREATION					
TRILLIUM HOLDCO, INC.	10072655	08/05/2022	PREMISE # 304644947	19-5-66-33411	1,706.55
TRILLIUM HOLDCO, INC.	10072655	08/05/2022	PREMISE # 300129562	19-5-66-33411	407.52
MOXIECRAN MEDIA	0563	08/12/2022	RIO TRIO RACE PHOTOGRAPHY	19-5-66-46130	800.00
ALAMOSA STATE BANK-VISA	0983-08/05/22	08/05/2022	YOGA MAT HOLDER	19-5-66-22791	42.30
ALAMOSA STATE BANK-VISA	0983-08/05/22	08/05/2022	REC CENTER SIGNAGE	19-5-66-22791	86.00
ALAMOSA STATE BANK-VISA	0983-08/05/22	08/05/2022	SUNGLASSES,PUZZLES (PROMO...	19-5-66-22791	46.52
ALAMOSA STATE BANK-VISA	0983-08/05/22	08/05/2022	LABELS	19-5-66-32611	12.72
ALAMOSA STATE BANK-VISA	0983-08/05/22	08/05/2022	SCOREBOOKS	19-5-66-32611	124.00
ALAMOSA STATE BANK-VISA	0983-08/05/22	08/05/2022	SPONSOR BANNER	19-5-66-32611	112.01
ALAMOSA STATE BANK-VISA	0983-08/05/22	08/05/2022	REC. UNIFORM	19-5-66-37321	163.99
ALAMOSA STATE BANK-VISA	0983-08/05/22	08/05/2022	BENCH PADS	19-5-66-41101	54.65
ACE HARDWARE OF ALAMOSA	105279	08/12/2022	PIPE PVC DWV/SPRYPAINT SUN...	19-5-66-22411	54.17
ACE HARDWARE OF ALAMOSA	105300	08/12/2022	TEE/ELBOW 90/PLUG/FUSETR...	19-5-66-22411	111.44
NORCON OF NEW MEXICO, LLC	2022-0211	08/05/2022	INDOOR BACKSTOP SWITCHES	19-5-66-22411	3,335.00
AT&T MOBILITY	P&R 07/20/22	08/05/2022	CELL PHONE SERVICE DALTON...	19-5-66-33211	136.65
AT&T MOBILITY	PW'S 07/20/22	08/05/2022	MARIA KRAMER	19-5-66-33211	44.03
CHARTER COMMUNICATIONS	0168479072122	08/12/2022	INTERNET SERVICE	19-5-66-33211	31.53
ACE HARDWARE OF ALAMOSA	105323	08/05/2022	PIPE PVC DWV	19-5-66-22411	57.56
DELL MARKETING L.P.	10606237911	08/19/2022	NEW LAPTOP COMPUTER	19-5-66-38822	1,018.27
WHITE HARDWARE CO. INC.	427375/2	08/26/2022	DWV CELLCORE PIPE	19-5-66-22411	73.98
WHITE HARDWARE CO. INC.	66057/2	08/26/2022	FIELD MARKER 50LB	19-5-66-32611	772.24
ACE HARDWARE OF ALAMOSA	105407	08/05/2022	MASTER KEY	19-5-66-22791	24.22
ACE HARDWARE OF ALAMOSA	105422	08/12/2022	M-AERATOR CHRM	19-5-66-22411	16.17

Vendor Name	Payable Number	Post Date	Description (Item)	Account Number	Amount
SAN JUAN IMPROVEMENTS	761	08/12/2022	TOOL RENTAL/SATURDAY CON...	19-5-66-46130	1,102.00
ALAMOSA STATE BANK-VISA	1080/08/12/22	08/12/2022	TREE BOARD MEAL	19-5-66-22791	46.48
ALAMOSA STATE BANK-VISA	1080/08/12/22	08/12/2022	PADDLEBOARD ANCHORS	19-5-66-43814	143.04
CHALLENGER TEAMWEAR	1165026	08/05/2022	INSTANT COLD COMPRESS	19-5-66-32611	39.77
ACE HARDWARE OF ALAMOSA	105509	08/12/2022	DRILL TOGGLE 6X2 SCRW CD10	19-5-66-22411	15.29
THE HOME DEPOT PRO	698715851	08/12/2022	RENOWN EFM FOAM HNDWAS...	19-5-66-22411	167.64
THK ASSOCIATES, INC.	6303245	08/19/2022	GRAPHIC PREPARATIONS	19-5-66-43812	2,475.00
XCEL ENERGY	53-0013042932-1080222	08/02/2022	555 FOSTER AVE	19-5-66-33411	16.71
SLV SPORTS & WELLNESS	621	08/12/2022	WEEKENDS ON THE RIO CLASSES	19-5-66-43814	300.00
FREMAREK, INC	0768608	08/19/2022	TUFF STUFF COMM C&D QT/O...	19-5-66-22411	338.17
ACE HARDWARE OF ALAMOSA	105616	08/12/2022	SPRYPAINT REGAL RED 12OZ	19-5-66-22411	7.73
ACE HARDWARE OF ALAMOSA	105624	08/12/2022	HILLMAN FASTENERS	19-5-66-22411	22.57
WEX BANK	82711373	08/03/2022	REC	19-5-66-22111	101.62
ACE HARDWARE OF ALAMOSA	105663	08/12/2022	BUBBLE WRAP	19-5-66-22791	15.46
ACE HARDWARE OF ALAMOSA	105718	08/19/2022	STRIPING PNT 1C WHITE SB	19-5-66-22791	9.89
SYNCB/AMAZON	PW'S 08/10/22	08/26/2022	OFFICE CHAIR WHEELS	19-5-66-22411	39.84
SYNCB/AMAZON	PW'S 08/10/22	08/26/2022	CORNER TIE FITTINGS	19-5-66-22411	41.88
SYNCB/AMAZON	PW'S 08/10/22	08/26/2022	FOAMING CLEANER	19-5-66-22411	48.99
SYNCB/AMAZON	PW'S 08/10/22	08/26/2022	PUMICE STONES	19-5-66-22411	20.49
PINNACOL ASSURANCE	20960480	08/09/2022	PARKS - HEALTH SPA	19-5-66-14211	1,108.22
ACE HARDWARE OF ALAMOSA	105782	08/19/2022	ACETONE GL/PRO GLS BLK GAL ...	19-5-66-22791	123.26
ACE HARDWARE OF ALAMOSA	105784	08/19/2022	WALLPLATE DUPLE/MOUSE TR...	19-5-66-22791	39.71
XCEL ENERGY	53-1142143-3081022	08/10/2022	2222 OLD SANFORD RD APT REC	19-5-66-33411	1,418.54
ALAMOSA STATE BANK-VISA	0824-08/26/22	08/26/2022	REC BOARD MEAL, PIZZA	19-5-66-22791	46.48
ALAMOSA STATE BANK-VISA	0824-08/26/22	08/26/2022	STRING,ANCHORS 9 (ACCT. KEY ...	19-5-66-43814	146.46
ACE HARDWARE OF ALAMOSA	105820	08/19/2022	SCREW WD PH/HILLMAN FAST...	19-5-66-22791	8.81
ACE HARDWARE OF ALAMOSA	105828	08/19/2022	GORILLA CLR REPR TAPE/MOU...	19-5-66-22791	40.44
ACE HARDWARE OF ALAMOSA	105919	08/19/2022	WASHER SJ AST POLY CARD/HA...	19-5-66-22791	18.87
VERIZON	9911663696	08/15/2022	AR COMM ACT MNG	19-5-66-33211	60.84
ACE HARDWARE OF ALAMOSA	105995	08/26/2022	100PC BLK 50LB SCREW MOU/D...	19-5-66-32611	99.49
ACE HARDWARE OF ALAMOSA	106027	08/26/2022	SILICONE LUBE	19-5-66-22791	6.83
XCEL ENERGY	8/31/2022 53-0013042932-1	08/31/2022	555 FOSTER AVE	19-5-66-33411	20.64
			Department 66 - COMMUNITY RECREATION Total:		**17,322.68**
Department: 69 - GOLF COURSE					
SWIRE COCA-COLA USA	13724213974	08/26/2022	SPRITE/COKE/DR. PEPPER/WAT...	19-5-69-69500	210.62
TAYLORMADE GOLF COMPANY ...	35788858	08/26/2022	MERCHANDISE - CUSTOM MG3...	19-5-69-69550	89.98
COBRA PUMA GOLF INCORPOR...	G2943300	08/26/2022	CLOUDSPUN H8 GOLF POLO/CL...	19-5-69-69550	871.50
WORLD FUEL SERVICES, INC	2098713-41525	08/05/2022	UNLEADED/DIESEL	19-5-69-22111	3,094.12
CHARTER COMMUNICATIONS	0231319071522	08/05/2022	INTERNET SERVICE	19-5-69-33211	238.29
TAYLORMADE GOLF COMPANY ...	36111273	08/26/2022	MERCHANDISE - CUSTOM MG3...	19-5-69-69550	123.78
AT&T MOBILITY	P&R 07/20/22	08/05/2022	P&R TABLET	19-5-69-33211	40.04
GOLF & SPORT SOLUTIONS	40977	08/05/2022	TONS OF BUNKER SAND/DELIV...	19-5-69-74811	1,938.42
ALAMOSA STATE BANK-VISA	1064-08/12/22	08/12/2022	OFFICE SUPPLIES	19-5-69-21111	46.33
ALAMOSA STATE BANK-VISA	1064-08/12/22	08/12/2022	WATER/PAPER TOWELS/TOILET...	19-5-69-22411	242.04
ALAMOSA STATE BANK-VISA	1064-08/12/22	08/12/2022	REPELLENT/4PK TAPE	19-5-69-22411	254.02
ALAMOSA STATE BANK-VISA	1064-08/12/22	08/12/2022	CLUB FITTING STICKERS REPLAC...	19-5-69-22791	21.07
ALAMOSA STATE BANK-VISA	1064-08/12/22	08/12/2022	CREDIT	19-5-69-32311	-65.62
ALAMOSA STATE BANK-VISA	1064-08/12/22	08/12/2022	CHARGER - FAST ONE HOUR	19-5-69-41101	57.51
ALAMOSA STATE BANK-VISA	1064-08/12/22	08/12/2022	MECHANIC WIRE	19-5-69-41101	10.83
ALAMOSA STATE BANK-VISA	1064-08/12/22	08/12/2022	PIZZA	19-5-69-69560	74.88
RANGE SERVANT AMERICA, INC.	117537	08/05/2022	TEE UP SQUARE MAT	19-5-69-69550	509.00
TAYLORMADE GOLF COMPANY ...	36116515	08/26/2022	MERCHANDISE - CUSTOM STEA...	19-5-69-69550	210.76
GOLF & SPORT SOLUTIONS	41100	08/05/2022	TONS OF BUNKER SAND/DELIV...	19-5-69-74811	2,027.94
POTESTIO BROTHERS EQUIPME...	74955C	08/26/2022	BEARING/STUD/COMPRESSION...	19-5-69-41101	414.75
BLACK CLOVER ENTERPRISE LLC	#BCE137588	08/05/2022	PHANTOM BLK/BELT-MARINE L...	19-5-69-69550	243.25
TAYLORMADE GOLF COMPANY ...	36118142	08/26/2022	MERCHANDISE - PT-MYSPIDER ...	19-5-69-69550	295.32
GOLF & SPORT SOLUTIONS	41087	08/05/2022	TONS OF BUNKER SAND/DELIV...	19-5-69-74811	2,010.45
TAYLORMADE GOLF COMPANY ...	36124954	08/26/2022	MERCHANDISE - TM19LS TRUC...	19-5-69-69550	180.02
YAMAHA MOTOR FINANCE	781070	08/12/2022	YAMAHA CART PAYMENT	19-5-69-34311	4,387.00
TAYLORMADE GOLF COMPANY ...	36126687	08/26/2022	MERCHANDISE - CUSTOM MG3...	19-5-69-69550	260.44

Vendor Name	Payable Number	Post Date	Description (Item)	Account Number	Amount
HAYNIES, INC.	374064	08/26/2022	BATTERY	19-5-69-41101	94.48
HUSMANN PLUMBING INC.	41866	08/26/2022	32OZ CLEANER	19-5-69-31345	32.30
U.S. KIDSGOLF	2057628	08/26/2022	LEVEL 3 PLAYER PATHWAY CO...	19-5-69-69550	143.12
WORLD FUEL SERVICES, INC	2123433-41525	08/26/2022	DIESEL	19-5-69-22111	680.74
WORLD FUEL SERVICES, INC	2123433-41525	08/26/2022	UNLEADED	19-5-69-22111	1,749.04
TAYLORMADE GOLF COMPANY ...	36136310	08/26/2022	CUSTOM - MG3 WEDGE SATIN ...	19-5-69-69550	260.44
TAYLORMADE GOLF COMPANY ...	36136905	08/26/2022	MERCHANDISE - TP5X BALLS (18..	19-5-69-69550	634.69
GOLF & SPORT SOLUTIONS	41011	08/05/2022	TONS OF BUNKER SAND/DELIV...	19-5-69-74811	1,986.21
ADIDAS INC.	6157440649	08/26/2022	MERCHANDISE - DWR 1/4 ZIP B...	19-5-69-69550	328.00
U.S. TRACTOR INC.	P45788	08/26/2022	BOLT/LOCK NUT/RING/PIN FAS...	19-5-69-41101	275.87
TAYLORMADE GOLF COMPANY ...	36140868	08/26/2022	MERCHANDISE - STEALTH DRIV...	19-5-69-69550	2,419.31
CATTAILS WOMEN'S GOLF ASS...	INV0015356	08/26/2022	HANDICAP FEE PAID TO COLOR...	19-5-69-32311	140.00
TARGET SPECIALTY PRODUCTS	P500885229	08/26/2022	TURF FUEL INFINITE/TURF FUEL...	19-5-69-35501	1,428.00
PINNACOL ASSURANCE	20960480	08/09/2022	GOLF COURSE	19-5-69-14211	279.20
TAYLORMADE GOLF COMPANY ...	36147159	08/26/2022	MERCHANDISE - STEALTH DRIV...	19-5-69-69550	603.09
R&R PRODUCTS, INC.	CD2708203	08/26/2022	PIN PLACEMENT FLAG 1/2" SOL...	19-5-69-31345	44.45
TAYLORMADE GOLF COMPANY ...	36152878	08/26/2022	MERCHANDISE - SET OF P790 I...	19-5-69-69550	923.53
VIAERO WIRELESS	INV0015345	08/19/2022	GOLF COURSE	19-5-69-33211	106.71
VAN DIEST SUPPLY COMPANY	256478	08/26/2022	INSTRATA FUNGICIDE	19-5-69-35501	2,685.00
14 WEST LLC	2994-1	08/26/2022	FABRIZIO 4-PEACE FLASK SET (K...	19-5-69-69560	2,451.58
XCEL ENERGY	53-0011675633-8081722	08/17/2022	#PUMP 500 N COTTONWOOD ...	19-5-69-33411	1,718.27
XCEL ENERGY	53-1157942-1081722	08/17/2022	#CLUB 500 COTTONWOOD DR C	19-5-69-33411	2,635.13
XCEL ENERGY	53-1157942-1081722	08/17/2022	6615 N RIVER DR BLDG MTC	19-5-69-33411	161.47
THE REEDS AT CATTAILS	81220221	08/26/2022	TOURNAMENT MEAL (ALEX P. ...	19-5-69-69560	3,150.00
XCEL ENERGY	53-1116469-1081922	08/19/2022	600 COUNTRY CLUB CT	19-5-69-33411	261.53
XCEL ENERGY	53-1116469-1081922	08/19/2022	#PUMP 500 N COTTONWOOD ...	19-5-69-33411	190.05
XCEL ENERGY	53-1116469-1081922	08/19/2022	#PUMP 500 N COTTONWOOD ...	19-5-69-33411	61.10
THE REEDS AT CATTAILS	82020221	08/26/2022	TOURNAMENT MEAL (CHAMA ...	19-5-69-69560	1,125.00
TAYLORMADE GOLF COMPANY ...	36137729	08/26/2022	TOUR RESPONSE BALLS (24 DO...	19-5-69-69550	609.60
				Department 69 - GOLF COURSE Total:	**44,964.65**
				Fund 19 - COMMUNITY RECREATION Total:	**104,468.94**
				Grand Total:	**1,845,483.60**

Report Summary

Fund Summary

Fund	Payment Amount
02 - GENERAL FUND	553,560.60
03 - ENTERPRISE FUND	641,317.38
05 - STREETS TRUST FUND	327,612.53
06 - CEMETERY ENDOWMENT	679.25
11 - CONSERVATION TRUST	63,930.00
12 - ACLC DEBT SERVICE	29,701.72
13 - EMPLOYEE BENEFIT	124,213.18
19 - COMMUNITY RECREATION	104,468.94
Grand Total:	**1,845,483.60**

Account Summary

Account Number	Account Name	Payment Amount
02-2-00-82111	FEDERAL WITHHOLDING	37,922.57
02-2-00-82211	STATE WITHHOLDING	12,960.25
02-2-00-82311	PERA PENSION EMPLOYEE	44,353.49
02-2-00-82317	ICMA RETIREMENT-EMPL…	4,567.78
02-2-00-82319	POLICE PENSION-EMPLOY…	35,577.44
02-2-00-82321	POLICE UNION DUES	595.00
02-2-00-82414	VIP PERA 401K	1,170.00
02-2-00-82418	AR & GARNISHMENTS	1,259.91
02-2-00-82419	VALLEY ATHLETICS	34.00
02-2-00-82513	LIFE INSURANCE WITHHO…	881.23
02-2-00-82514	FPPA DEATH & DISABILITY	4,203.80
02-2-00-82516	TASC	3,542.48
02-2-00-82517	PERA INSURANCE	78.70
02-2-00-82520	AFLAC INSURANCE	1,920.60
02-2-00-82521	CAIC INSURANCE	1,204.67
02-4-00-66111	GF MUNICIPAL COURT FI…	75.00
02-4-00-66112	RESTITUTION PAYMENTS	30.00
02-4-00-66113	VICTIM'S ASSISTANCE	142.00
02-5-10-14211	WORKMENS COMPENSAT…	19.73
02-5-10-31312	ADMIN- PUBLIC RELATION	1,050.00
02-5-10-32111	TRAINING & TRAVEL	263.16
02-5-10-33202	WIRELESS SERVICE	184.81
02-5-11-14211	WORKMENS COMPENSAT…	15.45
02-5-11-32311	MEMBERSHIP & DUES	400.00
02-5-12-14211	WORKMENS COMPENSAT…	19.36
02-5-12-32111	TRAINING & TRAVEL	78.24
02-5-12-37995	JAIL FEES	840.89
02-5-12-39602	LEGAL-SERVICES	400.00
02-5-12-39605	BAILIFF SERVICES	525.00
02-5-13-14211	WORKMENS COMPENSAT…	36.11
02-5-13-35501	OTHER EXPENSES	44.03
02-5-13-35550	PUBLIC ENGAGEMENT	1,040.53
02-5-14-14211	WORKMENS COMPENSAT…	9.31
02-5-14-30097	COVID-19 EXPENSES	150.00
02-5-14-32111	TRAINING & TRAVEL	71.85
02-5-14-33211	TELEPHONE	60.84
02-5-15-14211	WORKMENS COMPENSAT…	8.75
02-5-15-31961	RECRUITMENT	2,625.80
02-5-15-31962	RECRUITMENT TESTING	1,125.70
02-5-15-31963	MISCELLANEOUS DRUG T…	172.00
02-5-15-32311	MEMBERSHIP & DUES	308.00
02-5-15-35501	OTHER EXPENSES	85.47
02-5-16-14211	WORKMENS COMPENSAT…	14.33
02-5-16-21111	GENERAL OFFICE SUPPLIES	253.41
02-5-16-21131	POSTAGE	3,000.00

Account Summary

Account Number	Account Name	Payment Amount
02-5-16-35501	OTHER EXPENSES	10.16
02-5-17-33211	TELEPHONE	1,323.93
02-5-17-33411	ELECTRICAL/GAS SERVICES	5,533.49
02-5-17-35103	OUTSIDE AGENCY FUNDI…	20,000.00
02-5-17-44251	COPIER LEASE PAYMENTS	2,375.32
02-5-17-45107	EMPLOYEE AWARDS	1,111.63
02-5-17-46140	ART PROGRAM	2,275.81
02-5-18-14211	WORKMENS COMPENSAT…	29.22
02-5-18-22111	GAS & OIL	237.18
02-5-18-22791	MISCELLANEOUS SUPPLIES	6.55
02-5-18-32111	TRAINING & TRAVEL	30.00
02-5-18-33202	WIRELESS SERVICE	602.98
02-5-18-35111	VEHICLE REPAIR	31.11
02-5-18-37941	TOOL EXPENSE	86.90
02-5-18-48101	IT-HARDWARE	1,021.89
02-5-18-48102	IT-SOFTWARE	2,648.21
02-5-19-14211	WORKMENS COMPENSAT…	11.54
02-5-19-51101	ECONOMIC INITIATIVES	1,334.61
02-5-19-51102	BUSINESS MEALS & MEET…	78.00
02-5-20-14211	WORKMENS COMPENSAT…	283.48
02-5-20-22300	D.A.RECALL EXPENDITURES	295.25
02-5-21-14211	WORKMENS COMPENSAT…	5,674.68
02-5-21-21111	GENERAL OFFICE SUPPLIES	735.01
02-5-21-21121	LITERATURE-BOOKS	445.00
02-5-21-22111	GAS & OIL	5,998.58
02-5-21-22791	MISCELLANEOUS SUPPLIES	180.18
02-5-21-31608	SUPPLIES- BALLISTIC V	5,767.00
02-5-21-31641	CANINE SERVICES	139.74
02-5-21-31671	STATE PATROL / DISPATCH..	75,874.50
02-5-21-32111	TRAINING & TRAVEL	446.00
02-5-21-33211	TELEPHONE	3,158.47
02-5-21-33411	ELECTRICAL/GAS SERVICES	231.83
02-5-21-34105	BLDG MAINT/REPAIR	136.80
02-5-21-35111	VEHICLE REPAIR	727.63
02-5-21-35505	AMMO/RANGE	904.90
02-5-21-35507	SWAT	110.70
02-5-21-35509	TRAINING FOUNDATION	13,491.05
02-5-21-37321	UNIFORM ALLOWANCE	549.63
02-5-21-37901	LEAD GRANT EXPENSES	100,747.68
02-5-21-39501	LAUNDRY	650.00
02-5-21-45103	SUPPLIES-CRIME PREVENT	89.00
02-5-21-49501	INVESTIGATIVE SERVICES	17.54
02-5-21-70111	VEHICLE REPLACEMENT	39,296.00
02-5-22-14211	WORKMENS COMPENSAT…	735.21
02-5-22-22111	GAS & OIL	311.20
02-5-22-22791	MISCELLANEOUS SUPPLIES	216.06
02-5-22-31312	ADMIN- PUBLIC RELATION	3,965.00
02-5-22-32111	TRAINING & TRAVEL	2,414.14
02-5-22-33211	TELEPHONE	177.14
02-5-22-33411	ELECTRICAL/GAS SERVICES	176.91
02-5-22-35111	VEHICLE REPAIR	2,375.82
02-5-22-38833	OPERATING MACHINES & …	430.72
02-5-22-41101	EQUIPMENT-REPAIR & M…	2,805.00
02-5-23-14211	WORKMENS COMPENSAT…	2,285.07
02-5-23-21131	POSTAGE	102.28
02-5-23-22111	GAS & OIL	1,329.75
02-5-23-22791	MISCELLANEOUS SUPPLIES	77.92
02-5-23-30099	ARPA GRANT EXPENSES	2,708.34

Account Summary

Account Number	Account Name	Payment Amount
02-5-23-31661	VETERINARY SERVICES	2,689.00
02-5-23-31665	PROPERTY ABATEMENT	64.57
02-5-23-32211	TUITION & TRAINING	590.83
02-5-23-35111	VEHICLE REPAIR	745.15
02-5-23-35504	HOMELESS SUPPORT	43.45
02-5-23-49501	INVESTIGATIVE SERVICES	350.00
02-5-29-32111	TRAINING	564.31
02-5-29-33211	TELEPHONE	44.03
02-5-29-51102	BUSINESS MEALS AND M…	51.79
02-5-30-14211	WORKMENS COMPENSAT…	394.78
02-5-30-22111	GAS & OIL	184.33
02-5-30-22791	MISCELLANEOUS SUPPLIES	168.38
02-5-30-33211	TELEPHONE	44.03
02-5-30-35111	VEHICLE REPAIR	17.77
02-5-31-14211	WORKMENS COMPENSAT…	2,007.78
02-5-31-22111	GAS & OIL	4,491.73
02-5-31-22791	MISCELLANEOUS SUPPLIES	410.56
02-5-31-23511	STREET MATERIAL/REPAIR	2,059.31
02-5-31-32111	TRAINING & TRAVEL	244.49
02-5-31-33211	TELEPHONE	84.07
02-5-31-33411	ELECTRICAL/GAS SERVICES	14,726.47
02-5-31-35111	VEHICLE REPAIR	710.15
02-5-31-35211	BLDG MAINT/REPAIR	24.96
02-5-31-37321	UNIFORM ALLOWANCE	135.48
02-5-35-14211	WORKMENS COMPENSAT…	578.68
02-5-35-21121	LITERATURE-BOOKS	161.00
02-5-35-22111	GAS & OIL	273.09
02-5-35-33211	TELEPHONE	88.06
02-5-35-35111	VEHICLE REPAIR	156.64
02-5-35-35211	BLDG MAINT/REPAIR	798.92
02-5-36-14211	WORKMENS COMPENSAT…	372.26
02-5-36-22791	MISCELLANEOUS SUPPLIES	1,033.55
02-5-36-33211	TELEPHONE	44.03
02-5-36-33411	ELECTRICAL/GAS SERVICES	530.63
02-5-36-45502	BULK FLUIDS	862.40
02-5-50-14211	WORKMENS COMPENSAT…	389.94
02-5-50-22791	MISCELLANEOUS SUPPLIES	189.99
02-5-50-33211	TELEPHONE	76.51
02-5-50-35211	BLDG MAINT/REPAIR	295.00
02-5-50-41101	EQUIPMENT-REPAIR & M…	203.61
02-5-51-14211	WORKMENS COMPENSAT…	1,095.38
02-5-51-22111	GAS & OIL	3,063.00
02-5-51-22791	MISCELLANEOUS SUPPLIES	2,656.88
02-5-51-32111	TRAINING & TRAVEL	1,120.00
02-5-51-33211	TELEPHONE	172.90
02-5-51-33411	ELECTRICAL/GAS SERVICES	3,831.78
02-5-51-35104	OUTSIDE SVS	4,650.00
02-5-51-35111	VEHICLE REPAIR	293.08
02-5-51-35502	WEED MANAGEMENT	7,861.17
02-5-51-37321	UNIFORM ALLOWANCE	629.93
02-5-51-41101	EQUIPMENT-REPAIR & M…	2,170.92
02-5-51-74811	PARKS/RECREATIONAL FA…	9,237.50
02-5-51-74812	LANDSCAPING/BEAUTIFIC…	1,744.90
03-2-00-82111	FEDERAL WITHHOLDING	7,313.66
03-2-00-82211	STATE WITHHOLDING	2,681.36
03-2-00-82311	PERA PENSION EMPLOYEE	18,694.79
03-2-00-82414	VIP PERA 401K	1,042.40
03-2-00-82513	LIFE INSURANCE WITHHO…	230.65

Account Summary

Account Number	Account Name	Payment Amount
03-2-00-82517	PERA INSURANCE	23.26
03-5-01-14211	WORKMENS COMPENSAT…	983.70
03-5-01-22111	GAS & OIL	479.69
03-5-01-22791	MISCELLANEOUS SUPPLIES	829.30
03-5-01-23711	PUMPS/PIPES/FITTINGS	750.17
03-5-01-33211	TELEPHONE	80.08
03-5-01-33411	ELECTRICAL/GAS SERVICES	11,312.32
03-5-01-35111	VEHICLE REPAIR	843.08
03-5-01-35211	BLDG MAINT/REPAIR	105.44
03-5-01-35311	METER REPAIRS	3,006.35
03-5-01-35610	COLORADO DIG 811	64.79
03-5-01-72331	WATER DISTRIBUTION SY…	105,782.91
03-5-01-72335	AUGMENTATION PLAN	1,902.50
03-5-02-14211	WORKMENS COMPENSAT…	630.24
03-5-02-22111	GAS & OIL	1,475.43
03-5-02-22791	MISCELLANEOUS SUPPLIES	197.72
03-5-02-33211	TELEPHONE	79.18
03-5-02-33411	ELECTRICAL/GAS SERVICES	4,959.13
03-5-02-35111	VEHICLE REPAIR	61.04
03-5-02-38833	OPERATING MACHINES & …	122.78
03-5-02-38844	LIFT STATION PUMPS	72.25
03-5-02-71221	SEWER SYSTEM IMPROV…	23,908.90
03-5-02-71241	LIFT STATIONS: REPAIR/R…	1,500.00
03-5-02-73511	STORM DRAINAGE	129,748.44
03-5-03-14211	WORKMENS COMPENSAT…	4,188.38
03-5-03-22111	GAS & OIL	7,768.66
03-5-03-22791	MISCELLANEOUS SUPPLIES	241.18
03-5-03-33211	TELEPHONE	88.06
03-5-03-33411	ELECTRICAL/GAS SERVICES	338.72
03-5-03-35111	VEHICLE REPAIR	3,301.16
03-5-03-35211	BLDG MAINT/REPAIR	8.63
03-5-03-35381	DUMPSTER/POLYKART RE…	14.36
03-5-03-37321	UNIFORM ALLOWANCE	150.00
03-5-03-37931	LANDFILL FEES	9,838.25
03-5-03-37932	RECYCLING	81.82
03-5-03-70111	VEHICLE REPLACEMENT	220,553.14
03-5-05-14211	WORKMENS COMPENSAT…	167.33
03-5-05-22111	GAS & OIL	582.00
03-5-05-22791	MISCELLANEOUS SUPPLIES	48.87
03-5-05-31651	LAB SERVICES-TESTING	808.03
03-5-05-31681	DISCHARGE PERMIT FEES	14,035.00
03-5-05-33211	TELEPHONE	44.03
03-5-05-33411	ELECTRICAL/GAS SERVICES	12,470.80
03-5-05-38844	EQUIPMENT REBUILDING…	1,278.00
03-5-06-14211	WORKMENS COMPENSAT…	240.29
03-5-06-22111	GAS & OIL	65.20
03-5-06-22391	TREATMENT CHEMICALS/…	26,756.38
03-5-06-22791	MISCELLANEOUS SUPPLIES	237.76
03-5-06-31651	LAB SERVICES-TESTING	62.27
03-5-06-33211	TELEPHONE	44.03
03-5-06-33411	ELECTRICAL/GAS SERVICES	10,664.02
03-5-06-34106	MNX AGREEMENTS	4,540.00
03-5-06-35111	VEHICLE REPAIR	111.82
03-5-06-37321	UNIFORM ALLOWANCE	150.00
03-5-06-38844	EQUIPMENT REBUILDING…	3,557.63
05-5-40-73112	STREET IMPROVEMENTS	303,691.03
05-5-40-73114	CONCRETE REPLACEMENT	23,921.50
06-5-59-22111	GAS & OIL	679.25

Account Summary

Account Number	Account Name	Payment Amount
11-5-60-74811	PARKS/RECREATIONAL FA…	63,930.00
12-5-61-37111	REFUNDED BOND INTERE…	29,701.72
13-5-62-14111	MAJOR MEDICAL PREMI…	30,938.52
13-5-62-14131	MEDICAL SELF-INSURANCE	84,563.94
13-5-62-14151	DENTAL	6,423.90
13-5-62-14152	VISION	1,832.06
13-5-62-14161	WELLNESS	146.48
13-5-62-14181	TASC	308.28
19-2-00-82111	FEDERAL WITHHOLDING	7,174.06
19-2-00-82211	STATE WITHHOLDING	2,951.39
19-2-00-82311	PERA PENSION EMPLOYEE	22,877.78
19-2-00-82414	VIP PERA 401K	200.00
19-2-00-82418	AR & GARNISHMENTS	612.00
19-2-00-82513	LIFE INSURANCE WITHHO…	34.19
19-2-00-82520	AFLAC INSURANCE	17.64
19-2-00-82521	CAIC INSURANCE	80.24
19-4-00-68511	CRF PROGRAM REVENUE	60.00
19-4-00-68514	PARK & SPECIAL EVENTS …	50.00
19-4-00-68524	HOCKEY	45.00
19-4-00-68525	SOCCER	80.00
19-5-54-14211	WORKMENS COMPENSAT…	119.68
19-5-54-21111	GENERAL OFFICE SUPPLIES	172.95
19-5-54-22451	ONLINE DATABASES	2,686.89
19-5-54-22791	MISCELLANEOUS SUPPLIES	29.95
19-5-54-32111	TRAINING & TRAVEL	120.00
19-5-54-35101	LIBRARY MATERIALS: PRI…	3,995.11
19-5-54-35102	LIBRARY MATERIALS: NON…	563.21
19-5-54-35372	SUMMER READING	311.52
19-5-66-14211	WORKMENS COMPENSAT…	1,108.22
19-5-66-22111	GAS & OIL	101.62
19-5-66-22411	BUILDING MAINT SUPPLIES	4,350.92
19-5-66-22791	MISCELLANEOUS SUPPLIES	555.27
19-5-66-32611	RECREATION PROGRAMS	1,160.23
19-5-66-33211	TELEPHONE	273.05
19-5-66-33411	ELECTRICAL/GAS SERVICES	3,569.96
19-5-66-37321	UNIFORM ALLOWANCE	163.99
19-5-66-38822	OFFICE EQUIPMENT	1,018.27
19-5-66-41101	EQUIPMENT-REPAIR & M…	54.65
19-5-66-43812	GRANT EXPENDITURES	2,475.00
19-5-66-43814	GENERATION WILD CITY E…	589.50
19-5-66-46130	SPECIAL PROJECTS	1,902.00
19-5-69-14211	WORKMENS COMPENSAT…	279.20
19-5-69-21111	GENERAL OFFICE SUPPLIES	46.33
19-5-69-22111	GAS & OIL	5,523.90
19-5-69-22411	BUILDING MAINT. SUPPLI…	496.06
19-5-69-22791	MISCELLANEOUS SUPPLIES	21.07
19-5-69-31345	GOLF COURSE MAINTEN…	76.75
19-5-69-32311	MEMBERSHIP & DUES & …	74.38
19-5-69-33211	TELEPHONE	385.04
19-5-69-33411	ELECTRICAL/GAS SERVICES	5,027.55
19-5-69-34311	EQUIPMENT/MACHINERY …	4,387.00
19-5-69-35501	SAND/SEED/FERTILIZER	4,113.00
19-5-69-41101	EQUIPMENT-REPAIR & M…	853.44
19-5-69-69500	FOOD PURCHASES	210.62
19-5-69-69550	MERCHANDISE PRO SHOP	8,705.83
19-5-69-69560	TOURNAMENT EXPENSES	6,801.46
19-5-69-74811	PARKS/GOLF FACILITIES	7,963.02
	Grand Total:	**1,845,483.60**

Project Account Summary

Project Account Key		Payment Amount
None		1,845,483.60
	Grand Total:	**1,845,483.60**

Subject/Title:
Approve Minutes of Agenda September 7, 2022

ATTACHMENTS:

Description	Type
Minutes of Meeting September 7, 2022	Minutes

ALAMOSA CITY COUNCIL
Regular Meeting Minutes

Council Chambers & Zoom Video Webinar
300 Hunt Avenue, Alamosa, CO
September 7, 2022

Zoom Webinar Link: https://us02web.zoom.us/j/82493151121

Dial-In Number: US: +1 719 359 4580 | Webinar ID: 824 9315 1121

5:45 PM - Work Session: Advisory Board Interview

6:00 PM - Work Session: Budget

I. CALL TO ORDER AND PLEDGE OF ALLEGIANCE

The Regular Meeting of the Alamosa City Council was called to order on the above date by Mayor Pro Tem Kristina Daniel at 7:00 p.m. The Pledge of Allegiance was recited.

II. ROLL CALL

Present at roll call: Mayor Pro Tem Kristina Daniel, Councilors Charles Griego, Dawn Krebs, Liz Hensley, Jan Vigil, and Michael Carson. Mayor Ty Coleman was present via Zoom Webinar. Also present: City Manager Heather Brooks, City Attorney Erich Schwiesow, and City Clerk Holly Martinez.

III. AGENDA APPROVAL

Councilor Carson moved, seconded by Councilor Vigil to approve the agenda as presented. The motion carried unanimously.

IV. CITIZEN COMMENT

Alamosa City Council welcomes your comments. Citizens wishing to speak may obtain and complete a speaker card through the City Clerk at the start of the meeting.

A. Audience Comments

Helen Sigmond spoke in regards to the Alamosa Veterans Memorial park and gave an update while also asking for a funding request.

Ruthie Brown spoke in regards to funding concerns for La Puente.

Bruce Rosengrant, Vice President at Adams State University provided reminders of upcoming ASU events.

B. Follow-Up

Ms. Brooks provided a follow-up on the funding request and the concerns regarding funding for La Puente.

V. CONSENT CALENDAR A

The Consent Calendar allows multiple actions with one motion. Consent Calendar A contains routine items which have been recommended for action by staff or advisory boards. Council may remove a consent calendar item for separate consideration.

Councilor Vigil moved, seconded by Councilor Griego to approve Consent Calendar A. The motion carried unanimously.

C.2.a. July Monthly financial statements and expenditure reports

C.4.a. A Motion of Support for a DOLA Grant Application Toward the Alamosa Water Supply Protection Project

C.7.a Approve Minutes of Meeting August 17, 2022

C.7.b. Approve Municipal Judge contract for 2023

VI. REGULAR BUSINESS

A. Presentations from Outside Agencies

1. LEAD Update

Carey Deacon, Clarissa Woodworth, Chief Anderson and DA Anne Kelly provided an update to City Council.

2. Update from Trinidad State College

President Rhonda Epper and Vice President James Kynor provided an update to Council.

B. Board/Commission Business

1. Annual Update from Main Street Advisory Committee

Matt Abbey provided the annual update to Council on the Main Street Advisory Committee

C. Business Brought Forward by City Staff

1. City Manager/Legal

a. Resolution No. 14 -2022, a Resolution Amending the Composition of the City of Alamosa Standing Committee on Homelessness

Councilor Hensley moved, seconded by Councilor Vigil to approve Resolution No. 14-2022. The motion carried unanimously.

b. Motion authorizing the Mayor to sign an agreement with La Puente for the provision of Crisis Employment Navigation.

Councilor Carson moved, seconded by Councilor Griego to authorize the Mayor to to sign the agreement with La Puente for the provision of crisis employment navigation. The motion carried unanimously.

D. Committee Reports

Councilor Carson reported on the COG meeting that he attended.

Mayor Pro Tem Daniel reported on the Alamosa Housing Authority Board meeting she attended.

E. Staff Announcements

VII. LOCAL LIQUOR LICENSING AUTHORITY ACTIONS

F. CONSENT CALENDAR B

The Consent Calendar allows multiple actions with one motion. Consent Calendar B contains routine items which have been recommended for action by staff or advisory boards. Council may remove a consent calendar item for separate consideration.

Councilor Vigil moved, seconded by Councilor Carson to approve Consent Calendar B. The motion carried unanimously.

1. Special Event Permit: Alamosa Chamber of Commerce, Oktobrufest, September 24, 2022

COUNCIL COMMENT

Councilor Vigil asked a question regarding the Veterans Memorial Park funding request and asked for building in funding for next year's budget. Ms. Brooks advised them on how the funding could possibly be done.

Councilor Carson asked what a need for every year funding would be for the memorial park. Ms. Sigmond provided information.

Councilor Griego thanked Council for the conversation on the Veteran's Memorial project, and thanked Mayor Coleman and Councilor Vigil for attending the SLV Immigrant Resource Center's anniversary event.

Councilor Krebs commented in regards to the Veterans Memorial Project and the positive forward motions of the city.

Mayor Coleman thanked Mayor Pro Tem Daniel for running the meeting tonight in his absence, and thanked IT and Holly for the Zoom participation, Councilor Griego for stepping in for him at Coffee Connections, and

thanked the attendees at the Early Iron event.

Councilor Carson commented in regards to the Veteran's Memorial project again.

Councilor Vigil thanked everyone for their well wishes of his daughter being born and publicly thanked the hospital here in Alamosa.

Mayor Pro Tem thanked the city staff and team for the Early Iron event.

ADJOURNMENT

The meeting adjourned at 8:32 p.m.

_____ _____

Holly C. Martinez, City Clerk Kristina Daniel, Mayor Pro Tem

Subject/Title:
Approve City Manager contract for 2022-2023.

Recommended Action:
Approve the professional employment agreement with Heather Brooks.

Background:
City Council has evaluated the performance of Heather Brooks and decided to continue the employment agreement, with a 3% increase to take effect January 1, 2023.

The employment agreement has been updated to reflect a change in the City's retirement contribution at 5 years and 10 years of satisfactory performance and modification to the severance payment if terminated without cause.

Issue Before the Council:
Does Council wish to renew the employment agreement with Heather Brooks?

Alternatives:
- Council can approve the agreement.
- Council can approve the agreement with changes.
- Council can decide to not approve the agreement and provide further direction to staff.

Fiscal Impact:
The COLA and merit increase are included in the 2023 budget.

Legal Opinion:
The City Attorney will be present for any questions.

Conclusion:
City Council conducted the annual evaluation of the City Manager and determined that continuing employment was appropriate.

Subject/Title:
Receive August 2022 Monthly Reports

ATTACHMENTS:

Description	Type
August 2022 Monthly Reports	Reports

COUNCIL COMMUNICATION

DATE: September 21, 2022	**AGENDA NO.**	**SUBJECT**: City Manager Monthly report for August 2022
Department Head: **City Manager**: Heather Brooks **PRESENTED BY**: Heather Brooks		

The following reports cover the activities of the City's various departments. Below is a statement regarding major issues covered by the City Manager's office. Additional information is provided in the bi-weekly updates from the City Manager to the Council.

August 2022 Report

- Monthly meeting with Fire Chief
- Monthly meeting with Public Works Director
- Monthly meeting with Councilor Carson
- Phone call with Amanda Pearson regarding broadband project
- Global Leadership Summit
- Lunch with Councilor Krebs
- Monthly meeting with Councilor Griego
- Monthly meeting with Finance Director
- Monthly meeting with IT Director
- Recreation Advisory Board meeting
- LEAD meeting
- Lunch with Economic Development Director
- Meeting with health insurance broker to review renewal
- Monthly meeting with Parks & Recreation Director

- Region 18 Opioid Steering Committee meeting
- Meeting with Fire Volunteers regarding the Fire Chief interview process
- Attended CHFA Listening Engagement
- Attended Alamosa County's ribbon cutting for the SLV Regional Airport improvements
- Lunch with Development Services Director and MIG, Downtown Planner
- Lunch with Development Services Director and Economic Development Director
- Weekly Leadership Team meetings
- Bi-Weekly meetings with Mayor and City Clerk
- Meeting with staff to discuss Walsh nuisance abatement
- Attended Alamosa Chamber of Commerce lunch
- Monthly meeting with HR Manager
- Monthly meeting with Development Services Director
- Fire Chief interviews
- Meeting with the property owner regarding the Walsh property
- Bi-Weekly meetings with Police Chief
- Budget meetings
- Monthly Economic Development Committee meeting
- Meetings regarding valley broadband efforts
- Monthly Homeless Coalition meeting
- Attended employee open enrollment meeting for benefits
- Bi-Weekly meetings with Communications/Project Specialist
- Meeting with Iron Horse developers
- Lunch with Councilor Hensley
- Leadership Team Retreat
- Tu Casa annual fundraiser
- Attended Governor Polis’ announcement of appointment of new DA Anne Kelly
- St. Benedict partnership meeting update
- Lunch with Councilor Daniel

- Art Committee meeting
- Lunch with Sarah Stoeber and Anne Jones with SLV Development Resources Group
- Telephone call with Paul Arnett regarding SLV Railroad

COUNCIL COMMUNICATION

Date: September 6, 2022	**AGENDA NO.**	**SUBJECT**: Economic Development Report - August 2022
Department Head: Kathy Woods, Economic Development		
City Manager: Heather Brooks		
PRESENTED BY: Heather Brooks		

- Follow Up Bryan Lujan/Olga Downtown Boutique Closing
- Follow up with Jennifer Jones - Building owner
- Derek Heersink - Square Peg future ideas - funding brainstorm
- County Car Rentals - Airport - X multiple meetings/conversations
- Tour and conversations with new owner of former Alamosa Lumber property
- Follow ups with Sun and Moon Cafe, near WalMart - Now Open
- Levi Wiltner - new owner of Extreme Graphics
- Donna Wehe - various
- Lisa Cicutto, Anschutz Foundation - RE: Advisory Board
- Mary Domito - Alamosa Home - Update
- Global Leadership Summit
- Beat the Heat/ Visit Alamosa Judging
- Dave Thompson - Various Downtown Observations
- Monroe - Ciello Broadband expansions
- Multiple meetings and work with developer on former County Courthouse Property
- Multiple contacts and work with owner of County Courthouse Property
- Multiple contacts and work with Realtor, Steffans Realty, on Courthouse Property
- Jim Kynor, TSC
- Zena Buser - Value Added Ag
- Grant App work for Home Health Store on Main, owned by Bob Mattive
- Multiple visits with South side Main St. Merchants Re: Walsh bldg
- Notification out to all CBD businesses regarding parking - event/Slow Cruise -
    - *Was even treated to an Operatic Serenade by a stranger on the sidewalk*
- First Fridays
- Leroy Martinez update
- Wendi Seger - Two meetings and conversations about the Market Expansion
- Don and Andrea Spencer - Updates on joint projects
- Derek Sisneros Update on Friday Health Plan
- Quick Check in with Sal and Jenn with FHP
- Meet and Greet - Anne Kelly, DA
- Justin Kehr - 4th Street Grille Update and discussion RE: additional project
- Meeting - John Reddy, new USDA Loan Specialist in Alamosa
- Roger Perry Property 911 Main - Pre Development Meeting on possible change of use
- Lance Cheslock on various projects of La Puente
- Kate Ruybal- ASB
- Possible developer on a downtown property possibility
- Evans - downtown business questions re: expansion of product
- Joint meeting with DRG with a group looking to bring a new business to the SLV
- Mani Patel on potential projects - Update
- Jon Atencio - brainstorming Cattails Restaurant changes - future
- Roni Wisdom, Lori Laske and Sarah Stoeber on Rural Jumpstart potential and Country Car Rentals

- Met with OEDIT Director of Rural Opportunity and Manufacturers Edge Regional Director meeting
    - Arranged for a meeting with Randy Jackson and tour of Rustic Log Furniture manufacturing and showroom - Amazing local business/manufacturing

City of Alamosa
Monthly Activities Report
August 2022
Public Works Department

Streets:

Patched_627_Potholes
Continue cleaning laterals, Manholes and Inlet boxes using Vac. Trailer dealing with Flooded areas
Support and assist as needed with State Ave. Construction as follows:

- Saw cut State And Princess Ann street at limits
- Trim Trees to allow curb machine by
- Oversee all concrete tests as they are performed

Blade Gravel Roads and Ranch Parking lots
Conducted road closures for 2 events

- SAR block Party
- Pride Parade

Attend City services fair
Push piles as needed at 20th
Made sign repairs as needed
Repair sprinklers along State St. project
Continue Painting Parking lines
Paint Centerlines and Bike Lanes
Continue with concrete replacement
Work storm drains and outfalls during heavy rains
Pump Water from flooded areas after rains
Repair Maddox Lane road and install culvert after it flooded out
Pothole for utilities at jimmy johns alley
Began uninstalling art pieces
Attend multiple GPS demos for tracking sweeping operations
Attend Asphalt preservation demo in Westcliffe
Assist Water Dept. with unloading of water plant membranes

Solid Waste:

Commercial Waste Hauled totaled 281.05 T.; Residential Waste Hauled totaled 238.99 T. Medical Waste totaled 2.01 T. Thirty two extra pick-ups were completed. Three 96 gal toter, three 64 gal toters and 2 yard waste toters were delivered. five toters and ten dumpsters were repaired.

Recycling:

A total of 91 bales of various materials were made. Fourty six bales were shipped. A total of 6 tons of glass was processed. Land fill savings totaled $779.42

Water:

Water pumped for municipal use totaled 75,626,759 gallons. Water treatment plant production totaled 66,435,354 gallons. There were 123 meter re-reads. Turn on/offs and occupant changes totaled 16. Accounts turned off for non-payment totaled 17.Took Bac-T's Arsenic samples for the State. Read meters.

Water Treatment Facility:

Water produced = 66,435,354 gal. Average CL2 = 1.31 mg/l Average Raw Arsenic = 31.6 ppb Average Finished Arsenic =5.9 ppb (MCL=10ppb) Coagulant used (Ferric Chloride) = 2,544 gal. Sodium Hypochlorite Used (Chloride) = 988 gal. Average Recovery Ratio =91.6%.

Wastewater:

Biochemical Oxygen Demand Monthly Average: 97%. Total discharge for the month was 40.59 million gallons. Total Suspended Solids Monthly Average: 96%. E.coli Monthly Average Effluent 147/100 mg. Ammonium Nitrogen (NH4) Monthly Average: 4.4 mg/I. The department ran all routine monthly testing. Year to date locates complete.

Sewer:

Zero sanitary sewer was inspected; one was unplugged, 4 were checked at customer's requests, 122 were cleaned and flushed. All lift stations were checked daily.

East Alamosa:

Water supplied to East Alamosa totaled 4,741,132 gallons. Water pumped from Highway 17 East Alamosa. Called out after hours three times. Four lift stations were cleaned. Seven pumps were pulled .There was one sewer checked for plugs, 0 were unplugged. Cleaned and flushed one sewer. Checked and cleaned 61 manholes.

Fleet:

Performed 20 Preventive Maintenance Services (1-Streets, 1-Fire, 1-IT, 9-Police, -Sanitation, 1-Public Works Admin, 4-Parks, 3-Water,)
Replaced 12 tires (1-Parks, 2-Sanitation, 2-Streets, 3-Water, 4-Police)
Replaced 6 batteries (2- Water, 1-Cemetery, 2-Streets, 1-Parks)
Flat tire repair 3- (1-Water, 2-Streets)

Sent vehicle to Town and Country for starter, Alternator, and ABS light (1-Police)
Replaced front struts (1-Water)
Replaced voltage regulator on lawn mower (1-Cemetery)
Installed seat covers and floor mats (1-Police)
Replaced main suction hose and water solenoid on sweeper (1-Streets)
Replaced air compressor on paint sprayer (1-Parks)
Repaired A/C system (1-Sanitation)
Replaced mud flaps, and arm pucks on trash truck (1-Sanitation)
Installed trailer wiring and plug (1-Police)
Replaced interior door handle (2-Parks)
Reinstalled fan shroud on truck (1-Water)
Replaced right front brake line (1-Streets)
Replaced left front hub cap on tractor (1-Parks)
Replaced rear brakes (1-Building Maintenance)
Replaced hydraulic sight glass on crane (1-Water)
Replaced battery, ignition switch (1-Parks)
Replaced starter (1-Parks)
Replaced front shocks (1-Water)
Trouble shot overheating engine, cleaned radiator out (1-Streets)
Replaced hydraulic drive motor (1-Cemetery)

Replaced fan belt (1-Parks)
Replaced fans, grass blower, and filled transmission (1-Parks)
Replaced temp control actuator for heater, A/C (1-Streets)
Sent to own and Country to program blackout mode (1-Police)
Replaced coolant level sensor (1-Sanitation)
Replaced water pump gasket (1-Police)
Replaced water spray bar (1-Streets)

City of Alamosa Development Services Department
Monthly Activity Report
August 2022

- Planning:
    - 7 Land Use permits: 1 minor subdivision, 1 permitted use, 3 sign, and 2 violation notices
    - Drafted Levee recertification RFP and finished collecting information on levee encroachments
    - Assisted Public Works with revising the 2022 Construction Standards and assisted the water department with HB1051 water reporting
    - Interview with the Valley Pod podcast
    - Continued field assessment of sidewalks for concrete replacement program
    - Work session with City Council on budget
    - Work session with Planning Commission on the sanitary sewer master plan
    - Housing pre-development meetings for potential new duplex and multifamily housing
    - Attended the Global Leadership Summit
    - Attended Alamosa Hazard Mitigation Plan Update
    - Met with owner of Monterrey Café to discuss renovation or demolition
    - Meetings: Historic Preservation Advisory Committee, SLV DRG/COG, Economic Development, Alamosa Housing Authority, Main Street Advisory Committee, SLVGO! Coalition, Farmers Market Board, Art Committee, Department Head Retreat, Sangre de Cristo National Heritage Area, and monthly Xcel Energy
- Building:
    - 18 building permits issued: 1-new multi-family, 8-roof, 3-commercial remodel, 1-residential addition, 4-utility
    - Total valuation: $997,793
    - Total fees collected: $18,665.34
    - 7 Certificate of Occupancy were issued
    - Inspection of Walsh to determine compliance with Remediation Order deadline
- Downtown:
    - Site visit and pre-development meeting for old Alamosa Building Supply
    - Discussed potential new downtown murals, submitted grant for mural
    - Took an inventory of code violations downtown for future action
    - Met with Walsh owner about next steps
- Housing:
    - Weekly coordination calls with CRHDC's architect for Tierra Azul
    - Attended community meetings about the Century Mobile Home Park sale
    - Met with State Historic Preservation Office about Boyd Elementary
    - Met with Iron Horse about strategies for completion

Alamosa Fire Department Monthly Report
August 2022

During August 2022, the Alamosa Fire Department responded to 31 calls. 21 calls were within the City Limits and 10 were in the County.

Fire Incident Type Breakdown

Incident Type Group	
100 - Fire	8
400 - HAZMAT	11
500 - Service Call	3
600 - Series	3
700 - False Alarm	6
31	

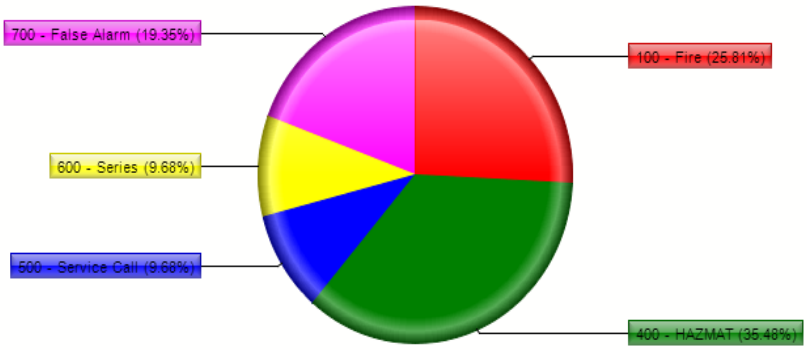

Inspections

Nine inspections were performed on comercial strucutes.

3 Inspections were performed on day care facilities

Tours

Two station tours were given

Training

Firefighters logged a combined total of 60 hours of training.

COUNCIL COMMUNICATION

DATE September 6, 2022	**AGENDA NO.C. 8. a**	**SUBJECT**: IT Director Monthly Report for August 2022
Department Head:		
City Manager:		
PRESENTED BY: James A. Belknap		

Below is a statement regarding major issues covered by the City IT Department:

August 2022 Report

- Starting September first, IT has moved our main IT Helpdesk ticketing system from Spiceworks to Freshdesk. After hearing many complaints and even unsubmitted tickets due to Spicework's dual authentication system as well as an overall time to reevaluate the free software, IT identified a more robust and easier to use system. Freshdesk will allow more integrations, granular problem and issue management, and closer adherence to ITIL ITSM (IT Service Management).
- IT attended the National Night Out and City Services Fair to educate citizens on the roles and responsibilities of the IT Department. 3D prints and drone flights were also presented.
- An AT&T representative showcased microsite technology to the IT team. Multiple locations were identified where the cell boosting technology could be used. At the time being the only locations that the technology could be implemented for free are where public safety personnel regularly congregate. Multiple units were ordered for Alamosa and Monte Vista.

- Staff member Christian Batzer attended a bootcamp training for computer networking. The training resulted in the achievement of a CompTIA Network + Certification. This training and certification asserts the staff member as competent and knowledgeable in network concepts including infrastructure, security, switching and routing.
- IT assisted Public Works in the review of multiple vendors of in-vehicle tracking and management solutions. Included were both Verizon and AT&T/FirstNet. The technology was presented to IT and Streets department staff to evaluate its functionality to report street sweeper whereabouts and route tracking.
- Participated in interviews for an open Finance position.
- IT worked with the Library to manually update and multiple lab computers that unsuccessfully ran Windows updates during the maintenance window. Adjustments to the maintenance window times were made which should prevent this issue moving forward.
- Worked with the Police Department to continue the roll out of Google Workspace. Some files needed reformatting and some files were missed during the transition. IT keeps backups of all network files and was able to restore all the missing files.
- Worked with the Police Department to implement the CitizenContact App by whitelisting various ports and addresses on the firewall.
- Worked with Bluebeam Software to restore the PC used on the Public Works planning table setup. After a hardware failure the computer was replaced by the manufacturer however, the licensing for the software needed to be transferred separately.
- Created new virtual machines for incoming Police Officers.
- Setup technology for incoming co-responder at the Police Department.
- Reinstalled the operating system on two computers in the Police Department's report writing stations. As these computers see plenty of use, this is considered regular maintenance to purge unneeded user profiles and documents.
- The IT Department began efforts to upgrade all computers compatible with Windows 11. This effort will ensure the latest operating system is being utilized in all places available. Computers with incompatible hardware will soon be replaced

per the City's 5 year replacement plan.

- After multiple backups, the City purged multiple email accounts being held for data access reasons. Each account kept for such archiving holds a license which is paid for yearly. Once access to an archived email account is no longer needed, one last offline backup of the account is made to ensure data integrity.
- Per MS-ISAC Advisory, all IT members performed a manual update of the latest Chrome Browser software to patch significant 0 day exploits.
- Attended multiple Broadband meetings.
- Renewed enrollment in Dell's TechDirect Self Dispatching. This allows the IT Department to request OEM parts directly from Dell without going through the typical customer support process.
- Using an old cell phone without service, IT assisted the Children's Librarian in setting up a speaker system used during library events.
- Patched all City owned computers to the latest patch and vulnerability fixes from Microsoft. This monthly patching helps protect our computers from malicious software, resolve general windows issues/bugs, and provide access to new windows features.

In Monte Vista, we performed the following items:

- CitizenContact approved internally for PD, setup firewall exemptions
- Reset Ex-Employee phones
- Monitor replacement in PD squad room
- RecPro issues fixed for Rec
- SkiHi Audio issues resolved
- Photographed Ski Hi with drone
- Phone setup in PD
- New employee setup
- Began cleanup of redundant wiring/equipment around City Hall and Police Department
- Patched all City owned computers to the latest patch and vulnerability fixes from Microsoft. This monthly patching helps protect our computers from malicious software, resolve general windows issues/bugs, and provide access to new windows features.

Tickets

Ticket #	Summary	Created	Closed
11672	Laptop	2022-08-01T16:48:34+00:00	2022-08-15T16:00:30+00:00
11673	Computer Usage Count	2022-08-01T16:57:23+00:00	2022-08-01T17:08:39+00:00
11674	Upgrade GV Edge	2022-08-01T17:00:32+00:00	2022-08-01T17:02:50+00:00
11676	left computer screen isn't working all of the sudden	2022-08-01T19:20:18+00:00	2022-08-01T19:31:00+00:00
11678	External Drive	2022-08-02T18:13:12+00:00	2022-08-03T16:29:57+00:00
11679	Change Name of Form Online	2022-08-02T19:34:30+00:00	2022-08-03T14:20:14+00:00
11680	Public Computer #6 and #15	2022-08-03T14:31:14+00:00	2022-08-03T15:18:07+00:00
11681	Kids computers	2022-08-03T14:34:04+00:00	2022-08-03T15:47:50+00:00
11683	Access to PD training locks	2022-08-03T14:59:55+00:00	2022-08-03T15:17:49+00:00
11684	Help with google transition	2022-08-03T17:04:24+00:00	2022-08-03T19:04:05+00:00
11685	Help with Purchase Req form	2022-08-03T19:16:26+00:00	2022-08-03T19:16:46+00:00
11686	CitizenContact App - IT Whitelisting Instructions	2022-08-04T06:15:31+00:00	2022-08-04T10:36:39+00:00
11687	Budget	2022-08-04T07:23:31+00:00	2022-08-04T10:36:00+00:00
11688	Screen shot of what I get	2022-08-04T14:05:10+00:00	2022-08-04T14:59:49+00:00

Ticket #	Summary	Created	Closed
11689	Phone issues	2022-08-04T14:21:16+00:00	2022-08-04T14:59:37+00:00
11690	Audio not playing over council chambers sound system	2022-08-04T15:13:09+00:00	2022-08-04T15:13:58+00:00
11691	Public PC # 6	2022-08-04T15:51:57+00:00	2022-08-04T17:11:38+00:00
11692	Phone recording	2022-08-04T18:02:32+00:00	2022-08-04T18:31:13+00:00
11694	Lee Field Cameras	2022-08-05T19:08:50+00:00	2022-08-09T15:28:38+00:00
11695	middle squad room computer	2022-08-07T01:03:20+00:00	2022-08-12T17:16:33+00:00
11699	Update Link on Finance Page	2022-08-08T20:44:54+00:00	2022-08-08T20:45:07+00:00
11700	Library computer lab	2022-08-09T15:05:05+00:00	2022-08-12T16:57:03+00:00
11702	IPlan table will not start up	2022-08-10T14:47:54+00:00	2022-08-25T21:01:23+00:00
11704	Google Docs	2022-08-10T19:16:18+00:00	2022-08-11T21:17:32+00:00
11705	Zoom	2022-08-10T20:42:00+00:00	2022-08-11T17:50:07+00:00
11706	Computer codes	2022-08-10T20:58:42+00:00	2022-08-10T21:35:44+00:00
11707	Office Printer	2022-08-11T20:40:50+00:00	2022-08-11T21:18:36+00:00
11708	Incode did an update last night and program won't open	2022-08-12T14:11:57+00:00	2022-08-12T15:10:15+00:00

Ticket #	Summary	Created	Closed
11709	Incode won't open	2022-08-12T14:46:09+00:00	2022-08-12T15:09:51+00:00
11710	Excel file	2022-08-12T15:35:34+00:00	2022-08-19T16:23:30+00:00
11711	Please unblock these sites	2022-08-12T16:22:20+00:00	2022-08-12T17:22:36+00:00
11712	saving mp4	2022-08-12T19:43:54+00:00	2022-08-12T20:48:59+00:00
11713	credit cards online & over phone	2022-08-12T22:06:15+00:00	2022-08-14T12:56:09+00:00
11714	Warrant Form	2022-08-15T09:46:02+00:00	2022-08-17T14:26:39+00:00
11715	PD Computer Middle and Left Computer Wont log in properly	2022-08-15T09:46:07+00:00	2022-08-16T16:29:14+00:00
11717	Having problems with Google calendar	2022-08-15T16:48:03+00:00	2022-08-16T17:06:33+00:00
11718	Email transfer	2022-08-15T16:56:30+00:00	2022-08-16T16:29:55+00:00
11720	phone and online credit card portal are not working	2022-08-15T17:56:25+00:00	2022-08-15T18:53:28+00:00
11721	Phone Help	2022-08-15T22:52:59+00:00	2022-08-19T20:03:41+00:00
11722	Library catalog computer	2022-08-16T16:24:44+00:00	2022-08-16T17:06:07+00:00
11724	Station 1 Training Room Lap top	2022-08-16T19:34:37+00:00	2022-08-16T22:46:33+00:00
11725	File Conversion	2022-08-17T15:49:36+00:00	2022-08-18T15:30:11+00:00

Ticket #	Summary	Created	Closed
11726	Fax Issues (again)	2022-08-17T17:02:36+00:00	2022-08-18T16:33:42+00:00
11730	Remote Print Manager seems to be offline...	2022-08-17T22:23:06+00:00	2022-08-17T22:58:14+00:00
11731	Library comps 17 and 18.	2022-08-17T22:41:24+00:00	2022-08-17T22:46:40+00:00
11732	WTF	2022-08-18T16:40:51+00:00	2022-08-18T16:45:34+00:00
11733	[ST-1454] [Adlumin][Urgent]: Syslog Forwarder VM Update Required -- City of Alamo...	2022-08-18T17:12:46+00:00	2022-08-18T19:35:21+00:00
11734	It's time to renew your Self-Dispatch enrollment	2022-08-18T17:14:07+00:00	2022-08-18T19:35:16+00:00
11735	Apple phones	2022-08-19T11:35:49+00:00	2022-08-19T15:26:28+00:00
11736	I'm locked out	2022-08-19T14:23:12+00:00	2022-08-19T15:08:52+00:00
11738	Jordi Romero	2022-08-19T16:09:46+00:00	2022-08-19T16:16:16+00:00
11739	Phone Call Recording	2022-08-19T22:35:41+00:00	2022-08-22T16:06:34+00:00
11742	OFFICE MOVE	2022-08-22T01:11:48+00:00	2022-08-22T16:55:22+00:00
11745	Tenant: City of Alamosa - Adlumin Event Notification: Adlumin Forwarder Failure w...	2022-08-22T13:47:49+00:00	2022-08-22T16:07:04+00:00
11746	M DRIVE RESTORATION TO RECOVER FILES	2022-08-22T16:09:39+00:00	2022-08-23T17:19:50+00:00
11747	Printing Envelopes	2022-08-22T18:20:28+00:00	2022-08-22T22:34:18+00:00

Ticket #	Summary	Created	Closed
11748	RMS	2022-08-22T18:24:12+00:00	2022-08-23T16:15:40+00:00
11749	Exiting Employee	2022-08-22T20:44:37+00:00	2022-08-23T16:18:33+00:00
11750	New Hire	2022-08-22T22:45:03+00:00	2022-08-29T16:37:14+00:00
11751	UNIT 25 MDT LOGIN	2022-08-23T15:31:40+00:00	2022-08-23T21:44:07+00:00
11753	Paige Dickson Email	2022-08-23T22:23:39+00:00	2022-08-24T17:07:17+00:00
11755	Exiting Employees	2022-08-25T14:26:39+00:00	2022-08-25T22:50:50+00:00
11757	Instagram	2022-08-25T22:37:06+00:00	2022-08-26T00:32:49+00:00
11759	Google Docs	2022-08-26T23:33:36+00:00	2022-08-29T14:09:53+00:00
11760	Public computers sign-in page not active	2022-08-27T15:55:15+00:00	2022-08-29T20:06:38+00:00
11761	Car 25	2022-08-29T02:17:24+00:00	2022-09-02T20:39:44+00:00
11762	Document Recovery	2022-08-29T14:05:45+00:00	2022-08-29T21:24:56+00:00
11765	Jon's Office Phone isn't working	2022-08-29T16:20:00+00:00	2022-08-29T20:49:12+00:00
11767	DVD Drive	2022-08-29T21:41:11+00:00	2022-08-29T21:44:07+00:00
11768	Shop Printer	2022-08-30T15:22:01+00:00	2022-08-30T16:17:59+00:00

Ticket #	Summary	Created	Closed
11769	Title of City Council meeting video for 8/17 is incorrect	2022-08-30T17:37:22+00:00	2022-08-30T20:13:42+00:00
11770	Update Mayor Pro Tem on the city website	2022-08-30T17:39:09+00:00	2022-08-30T20:13:53+00:00
11772	Webcam Not Working	2022-08-31T17:13:26+00:00	2022-09-02T19:12:19+00:00
11774	Post invitation to bid	2022-08-31T21:03:36+00:00	2022-08-31T21:20:18+00:00
11775	MDT Log in	2022-08-31T21:20:17+00:00	2022-09-02T20:38:57+00:00

Tickets

Ticket #	Summary	Created	Closed
11671	Adobe	2022-08-01T14:05:34+00:00	2022-08-01T14:18:47+00:00
11675	Get Anne's emails forwarded	2022-08-01T17:27:37+00:00	2022-08-03T17:31:22+00:00
11677	CASELLE Connect through Intranet	2022-08-01T19:39:02+00:00	2022-08-01T19:51:46+00:00
11682	Spillman server	2022-08-03T14:39:51+00:00	2022-08-03T15:55:39+00:00
11693	Drone Pics of Ski Hi	2022-08-04T20:30:20+00:00	2022-08-05T19:30:50+00:00
11696	Northwest Door	2022-08-08T13:04:44+00:00	2022-08-08T13:30:52+00:00
11697	Surface Charger	2022-08-08T13:34:55+00:00	2022-08-11T13:53:00+00:00
11698	hrmanager email	2022-08-08T14:24:27+00:00	2022-08-08T14:40:14+00:00
11701	Envelope printing	2022-08-09T16:12:42+00:00	2022-08-09T16:14:10+00:00
11703	Internet not working	2022-08-10T16:42:42+00:00	2022-08-10T17:56:35+00:00
11716	Audio Issues	2022-08-15T13:22:27+00:00	2022-08-15T16:32:47+00:00
11719	Cant play video file	2022-08-15T17:24:50+00:00	2022-08-16T13:16:22+00:00
11723	RecPro not opening	2022-08-16T18:43:05+00:00	2022-08-16T18:43:56+00:00
11727	Cell Phone	2022-08-17T19:08:52+00:00	2022-08-17T20:33:19+00:00

Ticket #	Summary	Created	Closed
11728	Investigation Cell Phone	2022-08-17T20:34:25+00:00	2022-08-23T15:17:34+00:00
11729	Broken monitor	2022-08-17T21:33:43+00:00	2022-08-17T21:34:19+00:00
11737	Transfer key fob	2022-08-19T15:32:51+00:00	2022-08-19T15:33:06+00:00
11740	File Upload	2022-08-20T16:46:27+00:00	2022-08-20T16:48:20+00:00
11741	TownHall Cameras	2022-08-20T16:48:01+00:00	2022-08-20T16:48:37+00:00
11743	Computer singing to me and keyboard not working	2022-08-22T13:40:49+00:00	2022-08-22T13:42:02+00:00
11744	Password expired and cant reset.	2022-08-22T13:41:14+00:00	2022-08-22T13:42:26+00:00
11752	zoom	2022-08-23T19:38:45+00:00	2022-08-29T17:43:52+00:00
11754	Blocked email message	2022-08-24T19:55:10+00:00	2022-08-24T20:13:16+00:00
11756	Email and Account Access - Brian Wright	2022-08-25T22:00:11+00:00	2022-08-29T13:32:49+00:00
11763	New account and email - Jessica Ayers	2022-08-29T15:04:16+00:00	2022-08-29T15:35:30+00:00
11764	New Account and Email Account - Savanna Urbina	2022-08-29T15:05:33+00:00	2022-08-29T15:39:31+00:00
11766	File deletion	2022-08-29T20:06:15+00:00	2022-08-29T20:24:52+00:00
11771	KeyCard not working	2022-08-31T16:54:08+00:00	2022-08-31T16:54:32+00:00

Ticket #	Summary	Created	Closed
11773	Keyboard not working	2022-08-31T18:34:35+00:00	2022-08-31T18:35:14+00:00
11776	New phones	2022-08-31T21:21:55+00:00	

Audience Overview

All Users
100.00% Sessions

Aug 1, 2022 - Aug 31, 2022

Overview

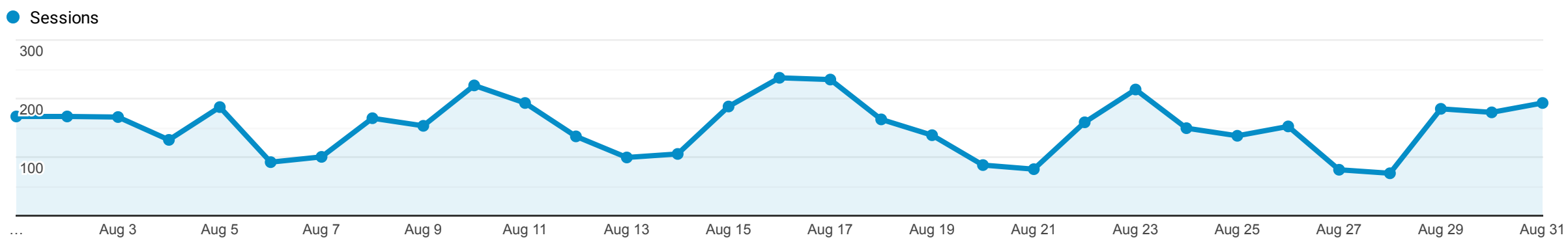

Sessions	Users	Pageviews	Pages / Session
4,713	3,800	8,861	1.88

Avg. Session Duration	Bounce Rate	% New Sessions
00:01:16	55.59%	73.35%

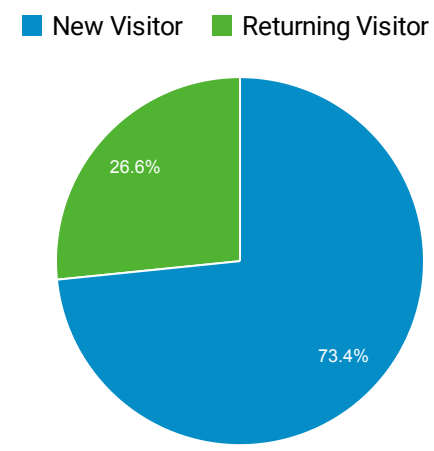

	Language	Sessions	% Sessions
1.	en-us	4,366	92.64%
2.	zh-cn	134	2.84%
3.	fr-fr	60	1.27%
4.	c	29	0.62%
5.	en-gb	22	0.47%
6.	en	21	0.45%
7.	es-es	12	0.25%
8.	en-ca	8	0.17%
9.	ja	6	0.13%
10.	es-us	5	0.11%

© 2022 Google

Audience Overview

All Users
100.00% Users

Aug 1, 2022 - Aug 31, 2022

Overview

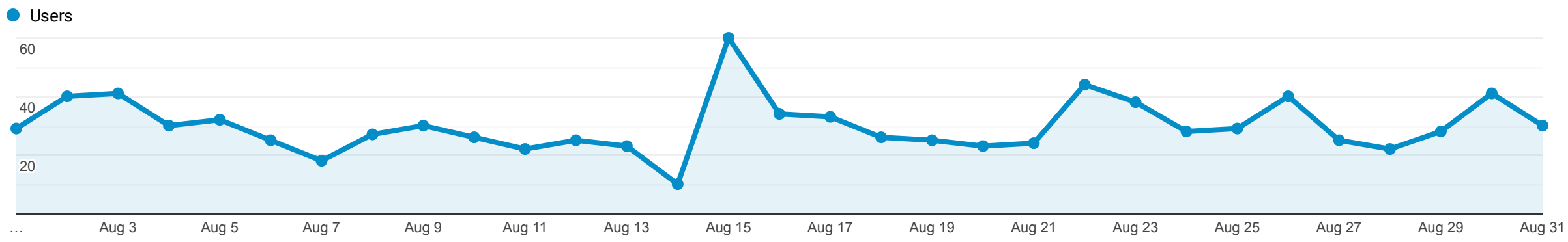

Users	New Users	Sessions	Number of Sessions per User
730	657	1,006	1.38

Pageviews	Pages / Session	Avg. Session Duration	Bounce Rate
2,240	2.23	00:01:43	59.74%

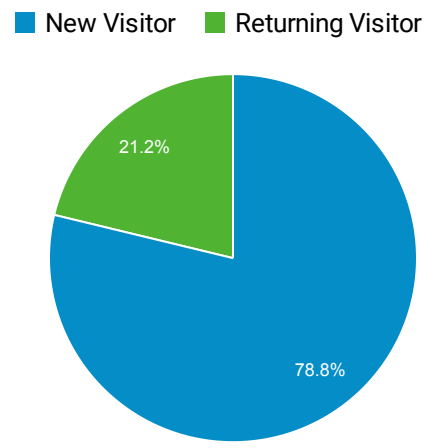

	Language	Users	% Users
1.	en-us	689	94.38%
2.	c	12	1.64%
3.	en	6	0.82%
4.	zh-cn	4	0.55%
5.	en-ca	3	0.41%
6.	en-au	2	0.27%
7.	en-gb	2	0.27%
8.	ja	2	0.27%
9.	de	1	0.14%
10.	en-SG	1	0.14%

© 2022 Google

Audience Overview

All Users
100.00% Users

Aug 1, 2022 - Aug 31, 2022

Overview

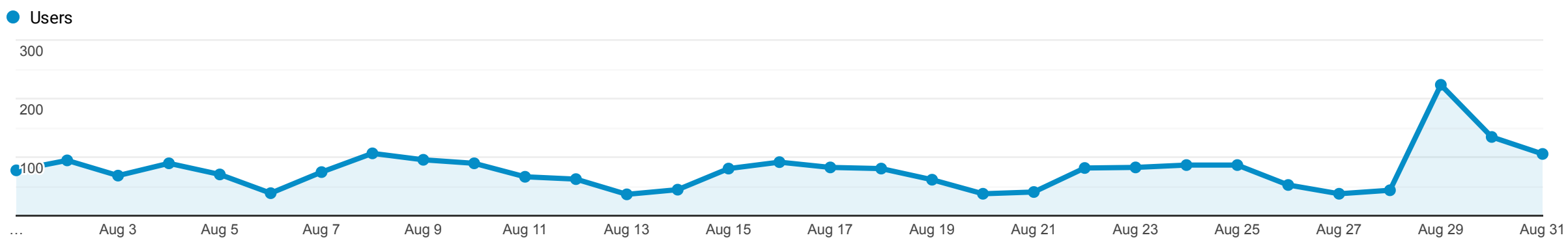

Users	New Users	Sessions	Number of Sessions per User
2,132	1,909	2,579	1.21

Pageviews	Pages / Session	Avg. Session Duration	Bounce Rate
5,090	1.97	00:01:32	51.49%

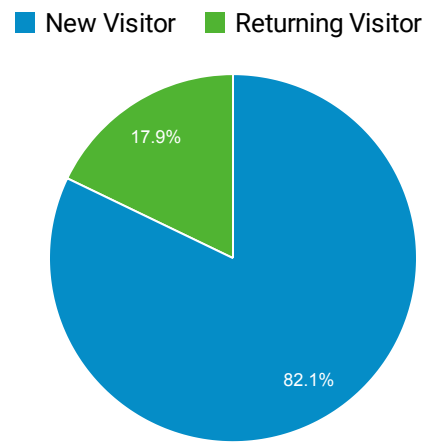

	Language	Users	% Users
1.	en-us	2,008	94.18%
2.	en	23	1.08%
3.	en-gb	9	0.42%
4.	zh-cn	8	0.38%
5.	es-us	6	0.28%
6.	fr	6	0.28%
7.	bg-BG	5	0.23%
8.	ar	2	0.09%
9.	en-au	2	0.09%
10.	es-419	2	0.09%

© 2022 Google

Board and IT Committee Report

City of Alamosa

September 6, 2022

Table of Contents

Adlumin Account Activity	3
Network Health	4
Device Activity	6
Endpoint Activity	7
Dark Net Exposure	9
Detection Analysis	10
SnapShot365	13

adlumin.com | © 2019 Adlumin Inc. - All Rights Reserved

Adlumin Account Activity

Accounts using the Adlumin platform

Username	Last Login	Total Logins to Date	Created Date
Brandon Doss	2022-01-18 13:04:08 MST	11	2022-01-03 11:22:30 MST
Christian Batzer	2022-08-22 09:44:17 MDT	41	2021-12-13 05:07:14 MST
Brandon Gallegos	2022-09-06 10:16:29 MDT	87	2021-12-13 05:06:46 MST
Jim Belknap	2022-04-01 08:46:14 MDT	34	2021-12-13 05:06:22 MST

Most Requested Reports In the Last 30 Days

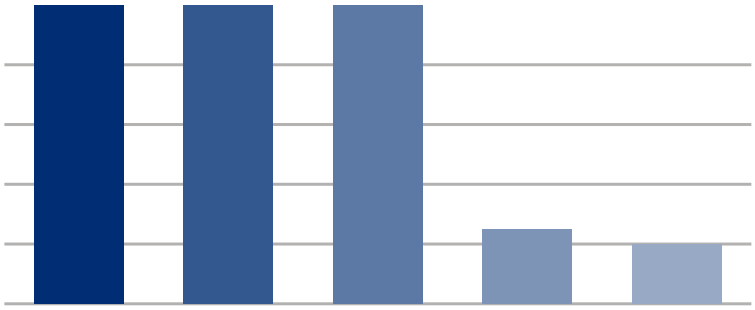

4	Stale Accounts Report
5	Board and IT Committee Report
20	Object Manipulation Report
20	Privileged Account Activity Report (PDF)
20	Access Failure Report

4

Total Adlumin Users

2

Users That Logged in the Last 30 Days

24

Number of Recurring Scheduled Reports

adlumin.com | © 2019 Adlumin Inc. - All Rights Reserved

Network Health

Adlumin's Network Health Index uses an algorithm based on network management best practices and provides a high-level view of risk within your organization. Updated: 2022-09-03 00:09:56 UTC

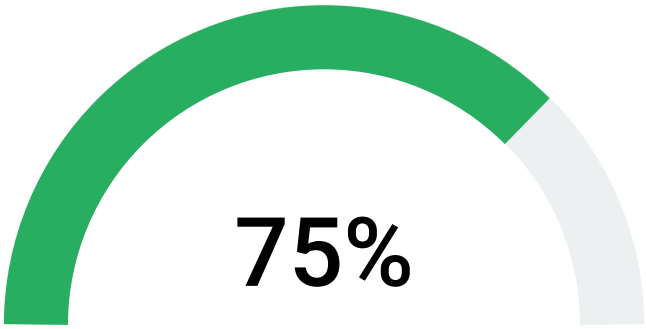

Category	Details	Status	Metric	Deduction
Detections - Critical	Detections marked "Critical" by machine learning or custom configuration that are unacknowledged. Acknowledge Critical detection"s to increase your network health score.		0	0
Detections - High	Detections marked "High" by machine learning or custom configuration that are unacknowledged. Acknowledge High detections to increase your network health score.		0	0
Accounts with Passwords that Do Not Expire	These are accounts that are configured with passwords that never expire. Change the configuration or input a note with you valid business reason for each account to increase your network health score.		0%	0
At Risk Shares	At risk shares are networked shared resources where there is the potential for unprivileged accounts or groups to have privileged access, FULLCONTROL, or elevated access to networked shared drives.		0.78%	0
At Risk Systems	At risk systems are systems where there is the potential for unprivileged accounts or groups to have privileged access, administrative access, to networked systems.		1.55%	0
Circular Groups	Circular logic indicates a group object is both a parent and child of another group. This may have unintended consequences and provide privileged access to network resources. Change the group configuration to increase your network health index.		0	0
IT Operations Failures	Repeated failed logon attempts may indicate a brute force attack or disruption of network services. Discover the reason for the repeated account failures and disable the process.		1	-5
Account Password Expiration Duration	This metric indicates a compliance violation. These accounts are enabled, not locked, and the last time their password was reset exceeds the time limit of 90 days. Change the configuration or input a note with you valid business reason for each account to increase your network health score.		6.93	-7
Privileged Domain Accounts	Adlumin has determined that you have an abnormally high number of privileged domain accounts. Reduce the number of privileged domain accounts to increase your network health score.		4.76%	0

adlumin.com | © 2019 Adlumin Inc. - All Rights Reserved

Category	Details	Status	Metric	Deduction
Reversible Encryption	This metric indicates a compliance violation. Storing encrypted passwords in a way that is reversible means that the encrypted passwords can be decrypted. Change the configuration or input a note with you valid business reason for each account to increase your network health score.		false	0
Snapshot365	Log data clusters stored securely for compliance requirements. Contact Adlumin Support to activate SnapShot365.		false	-3
Stale Accounts	This metric is a compliance violation. These accounts have not been logged into the last 90 days. Change the configuration or input a note with you valid business reason for each account to increase your network health score.		7.79%	-10
Network Health Index			75%	

adlumin.com | © 2019 Adlumin Inc. - All Rights Reserved

Device Activity

Firewall Data, VPN Data, and other Inputs Checking into the Adlumin Platform

4

Total Sevices and Devices monitored by Adlumin

123,440,257

Total events from 2022-08-01 06:00:00 MDT to 2022-09-01 05:59:59 MDT

Endpoint Security Events

Most Frequent Detection Type

Adlumin Detection Method



0% Machine Learning

0% Custom Detections

Device Type	Total Events	Total Detections	Unacknowledged Detections	Acknowledged Detections	Custom Detections
Firewall Events	121,401,234	0	0	0	0
VPN Events	2,029,273	0	0	0	0
Sophos Events	4,875	0	0	0	0
Endpoint Security Events	4,875	0	0	0	0

adlumin.com | © 2019 Adlumin Inc. - All Rights Reserved

Endpoint Activity

From 2022-08-01 06:00:00 MDT to 2022-09-01 05:59:59 MDT

Object Manipulation	193	3	6
Top Detection	Systems	At Risk Systems	At Risk Shares

Detection Type	Number of Detections	Unacknowledged	Acknowledged	Machine Learning
Object Manipulation	8	8	0	0
Account Access Failures	2	2	0	0
Google Workplace Integration Failure	2	0	2	0

0	4,067,505	39,286	102	640,141
Object Manipulations	Access Events	Access Failures	USB Events	File Creations

Windows OS Version	Count	Mainstream Support Ends	Extended Support Ends
Microsoft Windows 10 Pro	125	Software updates are continuous	10-14-2025
Microsoft Windows 11 Pro	40		
Microsoft Windows Server 2019 Standard	9	01-09-2024	01-09-2029
Microsoft Windows Server 2016 Standard	6	01-11-2022	01-12-2027
Microsoft Windows Server 2012 Standard	3	Ended 10-09-2018	10-10-2023
Microsoft Windows Server 2012 R2 Standard	3	Ended 10-09-2018	10-10-2023
Microsoft Windows 10 Pro for Workstations	2	Software updates are continuous	10-14-2025
Microsoft Windows Server 2022 Standard	2		

adlumin.com | © 2019 Adlumin Inc. - All Rights Reserved

Windows OS Version	Count	Mainstream Support Ends	Extended Support Ends
Microsoft Windows 10 Education	1		
Microsoft Windows 10 Enterprise 2016 LTSB	1	10-12-2021	10-13-2026
Microsoft Windows 7 Professional	1	Ended 01-13-2015	Ended 01-14-2020, Windows 10 recommended, refer to IT Department for update and deployment information.

adlumin.com | © 2019 Adlumin Inc. - All Rights Reserved

Dark Net Exposure

Recent breach telemetry

0	0	0	0
Dark Net Detections	Events	Breached Accounts	Breached Privileged Accounts

Dark Net Exposure Detections

0 detections

Most Recent Breaches

0 breaches

adlumin.com | © 2019 Adlumin Inc. - All Rights Reserved

Detection Analysis

A breakdown of detection types and sources

Attack Patterns

Device data analysis

2,486
Denial of Service

0
Brute Force

10,615
Port Scanning

0
Malware Activity

61
Exploitation

3
Remote Access

0
Other Attack Patterns

Top Systems with Detections

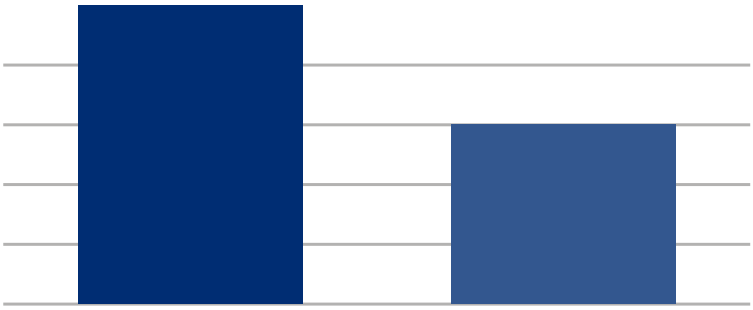

5	COFA2
3	COFA3

Top Accounts with Detections

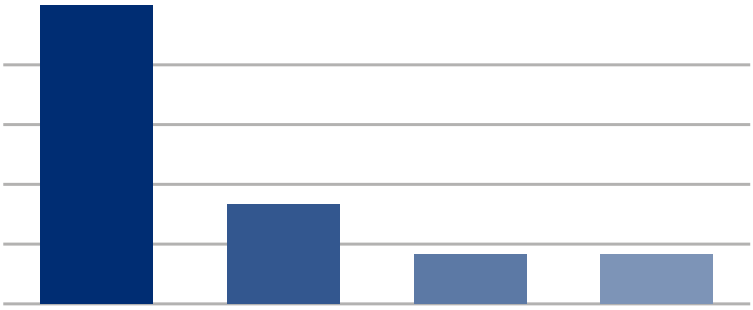

6	bgallegos
2	jbelknap
1	hreynolds
1	cbatzer

adlumin.com | © 2019 Adlumin Inc. - All Rights Reserved

Detection Analysis

Top Detection Types

From 2022-08-01 06:00:00 MDT to 2022-09-01 05:59:59 MDT

Severity Level: All Levels

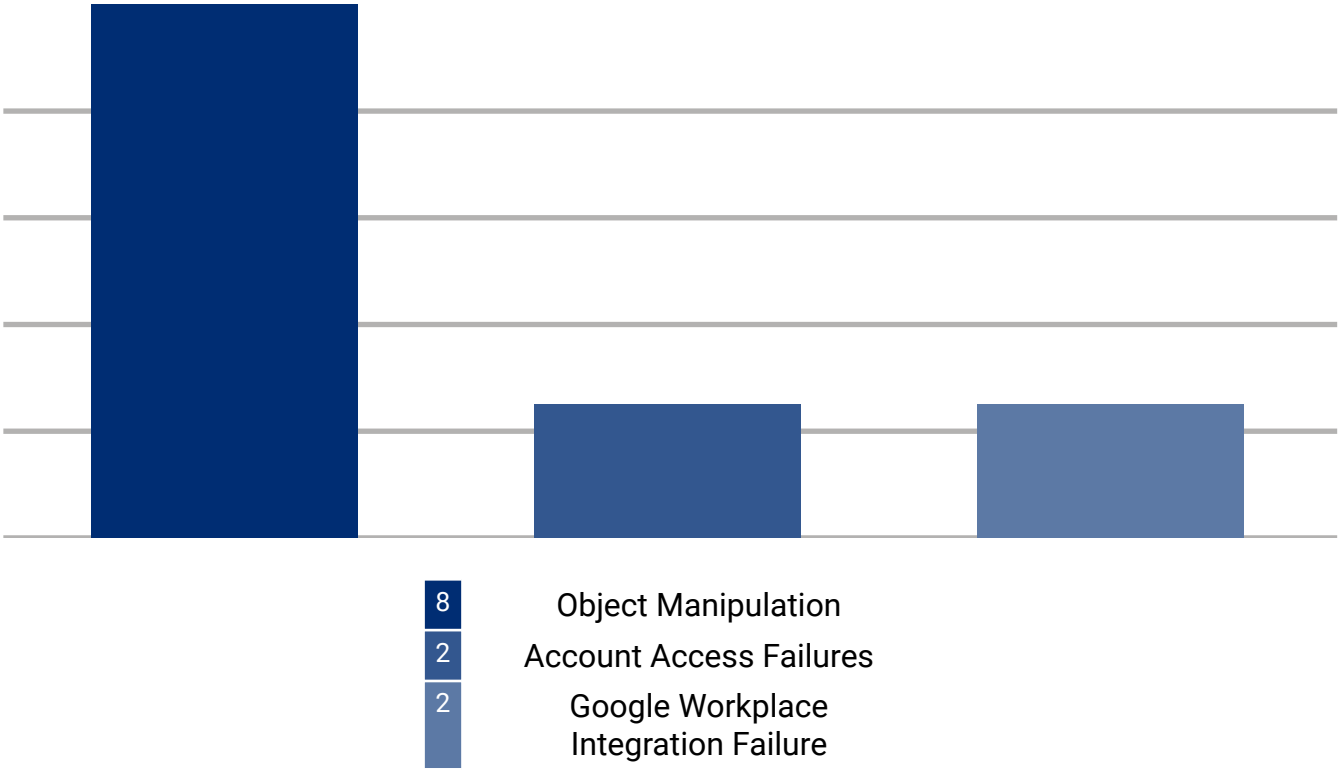

Detections Acknowledged

Severity Level: Critical and High

adlumin.com | © 2019 Adlumin Inc. - All Rights Reserved

Detections

Severity Level: Critical and High

Severity	ID	Detection Type	Time
Critical	583	Google Workplace Integration Failure	2022-08-28 17:48:49 MDT

Source	
Destination	
Account	N/A
Details	Adlumin has experienced a significant reduction in Google Workplace log data. Validate if data is properly flowing and reaching the Adlumin cloud.
Notes	***Detection cleared by Brandon Gallegos*** ***---Added by Brandon Gallegos on 2022-09-06 10:28:11 MDT***

Severity	ID	Detection Type	Time
Critical	578	Google Workplace Integration Failure	2022-08-22 00:50:29 MDT

Source	
Destination	
Account	N/A
Details	Adlumin has experienced a significant reduction in Google Workplace log data. Validate if data is properly flowing and reaching the Adlumin cloud.
Notes	***Detection cleared by Brandon Gallegos*** ***---Added by Brandon Gallegos on 2022-08-22 09:50:00 MDT*** ***Cbatzer password reset*** ***---Added by Brandon Gallegos on 2022-08-22 09:50:15 MDT***

View all 4 detections in the Adlumin portal

adlumin.com | © 2019 Adlumin Inc. - All Rights Reserved

SnapShot365

Log data clusters stored securely for compliance requirements

Currently this service is not enabled for your organization

adlumin.com | © 2019 Adlumin Inc. - All Rights Reserved

Filed Or Closed Cases Listing

ALAMOSA MUNICIPAL COURT

9/16/2022 3:06:07 PM

Totals For Filed Date From 08/01/2022 To 08/31/2022

Posted Fee Totals For Transaction Date From 08/01/2022 To 08/31/2022

Violations By Filed Date

CITY ORDINANCE	28
PARKING	11
TRAFFIC	49
Total Violations Filed:	88

Violations Completed-Paid Fines By Filed Date

CL-DOCKET CLOSED

CITY ORDINANCE	6	
PARKING	11	
TRAFFIC	30	
CL		47

DENIED-DENIED FILING, CLOSED

CITY ORDINANCE	3	
DENIED		3
Total Violations Completed-Paid Fines:		50

Violations Completed-Before Judge By Filed Date

CL-DOCKET CLOSED

CITY ORDINANCE	4	
CL		4

DR-DISMISSED PAST RETENTION

CITY ORDINANCE	2	
TRAFFIC	7	
DR		9
Total Violations Completed-Before Judge:		13

Filed Or Closed Cases Listing

ALAMOSA MUNICIPAL COURT

9/16/2022 3:06:07 PM

Totals For Filed Date From 08/01/2022 To 08/31/2022

Posted Fee Totals For Transaction Date From 08/01/2022 To 08/31/2022

Violations Completed-Other By Filed Date

DD-DISMISSED AFTER DEFERRED

CITY ORDINANCE	6	
TRAFFIC	3	
DD		9

DP-DISMISSED BY PROSECUTOR

CITY ORDINANCE	3	
PARKING	1	
DP		4

DV-DIVERSION VOID

CITY ORDINANCE	8	
DV		8
Total Violations Completed-Paid Fines:		21

Total Violations Completed-Paid Fines:	50
Total Violations Completed-Before Judge:	13
Total Violations Completed-Before Jury:	0
Total Violations Completed-Before Teen Court:	0
Total Violations Completed-Other:	21
Total Violations Completed:	84
Total Violations Filed:	88
Net Difference Filed - Completed:	4

Warrants Issued

CITY ORDINANCE	32

Filed Or Closed Cases Listing

ALAMOSA MUNICIPAL COURT

9/16/2022 3:06:07 PM

Totals For Filed Date From 08/01/2022 To 08/31/2022

Posted Fee Totals For Transaction Date From 08/01/2022 To 08/31/2022

TRAFFIC	1		
Total Warrants Issued:	33	Total Violations:	33

Warrants Cleared

CITY ORDINANCE	30		
TRAFFIC	2		
Total Warrants Cleared:	32	Total Violations:	32

Total Warrants Issued:	33
Total Warrants Cleared:	32
Net Difference:	1

Violations Completed-Other Paid By Filed Date

AJ-TRAFFIC DEFERRAL

TRAFFIC	2	
AJ		2

BH-BOND HEARING

CITY ORDINANCE	3	
BH		3

CL-DOCKET CLOSED

CITY ORDINANCE	2	
TRAFFIC	5	
CL		7

CS-COMMUNITY SERVICE HOURS

CITY ORDINANCE	2	
CS		2

Filed Or Closed Cases Listing

ALAMOSA MUNICIPAL COURT

9/16/2022 3:06:07 PM

Totals For Filed Date From 08/01/2022 To 08/31/2022

Posted Fee Totals For Transaction Date From 08/01/2022 To 08/31/2022

Violations Completed-Other Paid By Filed Date

DP-DISMISSED BY PROSECUTOR

CITY ORDINANCE	1	
TRAFFIC	1	
DP		2

DV-DIVERSION VOID

CITY ORDINANCE	1	
DV		1

DX-DISMISSED/FOUND NOT GUILTY

CITY ORDINANCE	1	
DX		1

EX-EXTENSION OF TIME TO PAY

TRAFFIC	2	
EX		2

LN-DEFAULT

TRAFFIC	4	
LN		4

PD-PENDING

TRAFFIC	1	
PD		1

PP-PAYMENT PLAN

TRAFFIC	3	
PP		3

ST-STATUS HEARING

Filed Or Closed Cases Listing

ALAMOSA MUNICIPAL COURT

9/16/2022 3:06:07 PM

Totals For Filed Date From 08/01/2022 To 08/31/2022

Posted Fee Totals For Transaction Date From 08/01/2022 To 08/31/2022

Violations Completed-Other Paid By Filed Date

CITY ORDINANCE	39	
TRAFFIC	1	
ST		40

TL-Trailing Case

TRAFFIC	1	
TL		1

TR-TRIAL - NON JURY

CITY ORDINANCE	1	
TR		1

WI-WARRANT ISSUED

CITY ORDINANCE	9	
WI		9

Total Violations Completed-Other Paid:	79

Filed Or Closed Cases Listing

ALAMOSA MUNICIPAL COURT

9/16/2022 3:06:07 PM

Posted Fee Totals For Transaction Date From 08/01/2022 To 08/31/2022

Fee Code	Fee Description	Paid
		$0.00
CCOST	COURT COSTS	$605.00
DEFER	DEFERRED FEE	$50.00
FINE	Fine	$5,428.00
LATE	LATE FEE	$40.00
OVRPMT	OVERPAYMENT	$2.00
PD SUR	PD SURCHARGE	$985.00
REST	RESTITUTION	$148.02
TP	SERVICE CHARGE	$105.00
VA	VICTIMS ASSISTANCE	$185.00
WF	WARRANT FEE	$361.98
Report Totals:		$7,910.00

City Clerk/Municipal Court
August 2022 Monthly Report

Prepared and distributed 13 birthday cards.

LIQUOR:

- Renewals:
    - Chili's
    - City Market

- Special Events Permits:
    - American Legion
    - Adams State Foundation x 6

COURT:

- Court held August 1, 4, 24, 25
- Met with Municipal Court staff, Municipal Judge, and City Prosecutor in regards to Incode filings.

TRAINING:

- Attended Global Leadership Summit
- Attended Department Head Retreat

OTHER:

- Regular Attendance to Council Meetings and Work Sessions by Deputy Clerks as City Clerk out on maternity leave.
- City Clerk back part time.
    - Attended weekly Leadership team meetings.
    - Met weekly with Leadership Coach.
    - Attended Special Meeting/Executive Session for Evaluation
    - Attended bi-weekly meetings with Mayor and City Manager.

OUTSIDE ORGANIZATION REPRESENTATION:

- Attended CMCA Awards Committee meeting x 2

Hur



January

February

March

April

May

June

July

August

September

October

November

December

Total Workers

nan Resou

City o

Full-Time

Number of

3

1

2

3

1

2

0

2

0

0

0

0

s' Compensatio

rces Mon

f Alamosa

& Part-Time \

Average

159

165

168

169

190

139

171

164

1

1

1

1

n Claims

thly Repor

a Turnover

Year Round Emp

Monthly Turnover

1.9%

0.6%

1.2%

1.8%

0.5%

1.4%

0.0%

1.2%

0.0%

0.0%

0.0%

0.0%

X

0

t August 2

r Rate

oloyment

Quarterly

3.7%

3.7%

1.2%

0.0%

022

Annual

8.6%

Alamosa Police Department

August 2022 Month End Report

Part 1 Crime Category	Jun-22	Jul-22	Aug-22	Aug-21	Raw # Change	Year to Date
Part 1 Violent Crimes						
Homicide	0	0	0	1	-1	0
Sexual Assaults	1	1	3	2	1	17
Robbery	0	1	1	0	1	7
Aggravated Assault	2	1	7	4	3	27
Total Violent Crimes	3	3	11	7	4	51
Part 1 Property Crimes						
Burglary	8	6	5	5	0	47
Larceny	49	53	45	35	10	317
Vehicle Theft	5	2	5	4	1	31
Total Property Crimes	62	61	55	44	11	395
Total Part 1 Crimes	65	64	66	51	15	446
Miscellaneous Offenses						
Domestic Violence	4	6	11	3	8	58
Simple Assault	11	4	2	8	-6	46
Drug Related	9	11	5	8	-3	88
Liquor Laws	1	1	1	1	0	8
Harassment	14	11	10	4	6	72
DUI/DWAI/DUID	3	6	4	8	-4	46
Arson	1	1	2	0	2	11
Traffic Related						
Traffic Accidents	31	30	31	38	-7	246
Fatal	0	0	0	0	0	0
Injury	6	2	4	8	-4	22
Property Damage	25	28	27	30	-3	224
Community Service Ofc						
Dogs picked up	10	5	15	5	10	77
Animal Bites	3	4	2	0	2	21
Barking Dog Complaints	2	2	0	0	0	12
Wildlife Calls	2	1	1	2	-1	17
Weed/Trash Removal	27	17	26	9	17	98
Snow Removal	0	0	0	0	0	0
Towed Vehicles	2	1	1	2	-1	10
Red Tagged Vehicles	4	8	6	8	-2	34
Summons Issued	18	10	17	8	9	105
Calls for Service	211	241	238	232	6	1633

Submitted by: Ken Anderson, Chief of Police

PARKS/CEMETERY

- **Cemetery Activities**

	August	Total 2022	Total 2021
Graves opened & closed	5	59	41
Graves set up services	5	59	41
Graves raised to grade	17	38	89
Cemetery spaces sold	9	60	66
Stones leveled	5	16	35
Columbarium Niches sold	0	0	0
Disinterment	0	0	0

- **Tree Related Activities**

	August	Total 2022	Total 2021
Trees Pruned/Trimmed	165	603	229
Trees Planted	0	22	33
Dead Trees Removed	6	28	22
Trees Moved	0	0	0

Equipment Serviced:
Backhoe
Walker mowers
Water truck
John Deere Mower
Push mower
Trimmers
Chainsaws
Toro
John Deere Sprayer
602 Truck sprayer

Weed spraying:

2670 gallons sprayed in the parks and cemetery.

Routine work:
Cemetery computer work
Funeral setups and the digging of graves
Locates for the stone setters
Entering headstone pictures and obituaries

River dike check
Fix broken sprinklers in the parks and cemetery
Fix broken split rail
Trim trees
Spray weeds
Stage and tent setups
Mow North river road
Mow Jackson ditch
Mow Golf course areas
Adjust all irrigation clocks
Fix lead on Lee soccer field
Move poly carts for events
PrideFest setup
Haul bales for seating
Tent setup
Service fair
Beat the Heat
Goals up at Montana Azul
Stage at Farm Brewery
AHS Color Run
Battle of the Badges
Weld parking stops Lee Field
Paint soccer fields
ASU orientation at Cole Park
Down tree at cemetery
Mow and trim fairgrounds
Demo Derby at fairgrounds
Stage for SARS
Hope and Recovery Fest at Cole Park
Mow Cemetery Field
Clean East Yard Trash buildup along fence lines
Stage setup at Rink
Mow Blanca Vista
Tent setup for Early Iron
Fixed air line at Fleet with bucket truck

Alamosa Family Recreation Center

(719) 589-2105 | www.alamosarec.org | City of Alamosa Activities on Facebook | City of Alamosa on Instagram

Alamosa Family Recreation Center (AFRC) Spring/Summer Hours

Current Hours

Mon-Thu: 6AM - 8PM

Fri: 6AM - 6PM

Sat: 7AM - 3PM

Sun: CLOSED

Ceramics Class

OCTOBER SESSIONS COMING SOON!

Adult Ceramics: $70/Full Session | $12/Daily Drop-In

Junior Ceramics: $50/Full Session | $12/Daily Drop-In

Holiday Session TBA!

Adult Painting

Fall Painting Studio

October 13th - December 15th, 2022
Registration is now OPEN.

Please visit www.alamosarec.org, or contact the Recreation Center at (719) 589-2105.

Students bring their own supplies and meet at

prescheduled painting locations.

Fee: $100. for the entire session of painting instruction.

Beginners are welcome.

Details & Registration: Contact the Alamosa Rec Center

Questions? - Contact Coni Grant through her website at

www.ConiGrant.com

In-Person Fitness Classes

Taekwondo

Classes are Monday and Wednesday evenings. Youth class is 5:30-6:30 PM and the Adult/Family class is 6:30-8:00 PM. (Classes are held in the Multi-Purpose Gym)

Lunchtime PowerHour w/ Tammy Lopez & Chris Lock - Classes are Monday - Friday at 12pm.

THIS CLASS HAS HIT A HIGH OF 19 PARTICIPANTS and is still growing!

Evening Cycling

Join us Tuesday & Thursday evenings @ 5:30 PM for an action-packed aerobic workout. (Classes are held in the Meeting Room)

Pickleball

All ages and abilities are welcome to join this participant-led program on Tuesday and Friday mornings, 7:00-11:00 AM. (Currently held in the AFRC Main Gym or at Boyd Park as the weather allows).

Classes are free with a AFRC membership or pay a drop-in fee per class.

Online Fitness Classes

Start the day off right from the comfort of your home. Classes will continue and are free with an active AFRC membership or pay monthly, $10/person. The online program includes the following classes:

- Bodyweight Training w/ Steve: Tue & Thu @ 6:00 AM
- Tabata/Pilates w/ Catherine: Mon, Wed, & Fri @ 6:30 AM
- Morning Yoga w/ Pam: Mon-Thurs @ 9:00am

** Punch passes and daily fees are not available for online fitness.*

Must have an active AFRC membership or an Online AFRC Membership.

- *Reminder emails will go out days before the 1st of the month. Please utilize our Front Desk Staff to assure that you are registered for the classes.*

Upcoming AFRC Holiday Closures

November 11th: Veterans Day

November 24-25th: Thanksgiving

December 23rd (Half Day) - December 26th: Christmas

Multi-Use Pavilion

Roller Rink Season

Organization/group skating reservations are available (discounted rates and extended times are available for 20+ individuals).

To schedule please contact Krystina George (Office Supervisor) at kgeorge@ci.alamosa.co.us or Call 719.589.2105.

Fridays:

Public Roller Skating (4 - 8pm)

Saturday/Sundays:

Public Roller Hockey (2 - 4pm)

Public Roller Skating (4 - 8pm)

ROLLER RINK ACTIVITIES WILL END SEPTEMBER 30th

PAVILION CLOSED for the Month of October. (Ice Prep)

Ice Season will open October 31st: Halloween Night!

Youth Leagues/Programs

Program filled? Add your name to the waitlist to help us plan future programs!

High Altitude Challenge Fun Run

Cost: FREE for Kids 14 and under

Time: 4:30 PM for older division; younger division will run right after

Free t-shirt for completing all three races!

Friday afternoons on September 9th, September 16th, and September 23rd.

Divisions: 10 and under: race is approximately 1 mile

11-14: race is approximately 1.5 miles

Youth Climbing

Ages: 3- 4 / Ages 5-6

Late Summer/ Early Fall | TBA

Youth Basketball

Cost: $25 | Coaches' Meeting : Sep. 29 @ 6pm

Registration: Aug 1 - Sep 26

Season Oct. 3 - Dec 10

Divisions: 1st/2nd (Coed); Boys 3rd/4th; Girls 3rd/4th;

Boys 5th/6th; Girls 5th/6th

Youth Ice Hockey

Cost: $45 | Coaches Meeting: Nov 29 @ 6pm

Registration: Aug 1 - Nov 28

Season: Dec 5 - Feb 11

Equipment Pickup: Nov 30 & Dec 1

Equipment deposit: $25

Divisions: Mites (5-7); Squirts (8-10): Peewee (11-13)

Youth Volleyball

Cost: $25 | Coaches' Meeting: Feb 2 (2023) @ 6pm

Registration: Aug 1 - Jan 30

Season: Feb 6 - Apr 15

Divisions: 2nd/3rd/4th Grade (Semi- Clinic Style)

*These divisions are led by ASU Volleyball for the first 3 weeks; then teams are divided and coached by volunteers.

5th/6th Grade

Adult Leagues/Programs

Special Olympics Bowling

Cost: Free for athletes with intellectual disabilities.

Practice will be at Juanitos Family Bowling Center

Tuesdays & Thursdays 3:45 PM -4:45 PM

Sept. 6th -Oct. 6th

Registration: 8/1/21-9/1/22

Adult Basketball

Registration: August 1 - October 24 | Team Fee: $200 | Player Fee: $30

Regular Registration will run August 15 - October 17| Team Fee: $200

!!!NEW!!!

WE ARE OFFERING AN EARLY BIRD REGISTRATION & A COED LEAGUE!!

August 1 - August 14 - Team Fee: $175

Aug 15th - October 17th - Team Fee: $200
LATE REGISTRATION FEE (after 10/17) $225
Season: November 4 - February 9, 2023

Divisions: Men's, Women's, and **!! NEW LEAGUE!! Coed**

(*must have a least 4 teams to have a league)

Alamosa Parks & Recreation is Hiring!!

Sports Officials | Scorekeepers | **Site Supervisors**

Ice Rink Cashier Seasonal Full Time

To apply, click on the link: https://cityofalamosa.org/finditfast/careers/

Outdoor Recreation

Generation Wild Programming: AP&R staff are regularly working with the Alamosa School District to provide outdoor recreation and leadership opportunities for students in Ortega Middle School and Alamosa High School through the High School Outdoor Leadership & Recreation Club. Contact John Reesor (jreesor@ci.alamosa.co.us) for more information. Check out Generation Wild Programs across the San Luis Valley here.

Community Events

Sep 17th: **Stephanie Miner 5k**: www.sanluisvalleyhealth.org

Sep 16-17th: **Alamosa Art Fest** Alamosa ArtFest

Sept 24th: **Oktobrufest**: Alamosachamber.com

Oct 31st: **Here for the Boo'ze**: www.alamosachamber.com

HAPPY RECREATING!

We welcome your feedback on all of our programs and facilities:

Contact Recreation Division Manager Dalton Carleo at dcarleo@ci.alamosa.co.us.

Alamosa Parks & Recreation - Alamosa Family Recreation Center

2222 Old Sanford Rd. Alamosa, CO 81101 - 719.589.2105

www.AlamosaRec.org - City of Alamosa Activities on Facebook

- Subscribe/Unsubscribe here -

Rec Center Revenue

Year to Date	**2022**	**2021**
Courses	$75,968.00	$56,701.50
Facility Rentals	$20,460.00	$14,144.25
Memberships	$44,279.37	$17,029.96
Merchandise	$97,654.96	$87,031.07
Total	$238,335.33	$174,993.78

Rec Center Door Count

	2022	2021
January	16,443	3,661
February	14,081	5,516
March	24,156	9,526
April	24,296	9,748
May	14,515	7,730
June	18,363	9,473
July	11,677	8,408
August	13,114	10,673
September	0	12,206
October	0	19,718
November	0	14,000
December	0	10,485
Average per Month:	**17,081**	**10,095**

Multi-Use Rink Door Count

	2022	2021
January	11,716	12,433
February		11,971
10,737		9,733
March	10,586	NA
April	NA	3,405
May	5,315	2,125
June	3,653	3,517
July	2,724	5,349
August	2,890	4,360
September	0	NA
October	NA	14,144
November	0	86,156
December	0	
		12,766
Average per Month:	**6,803**	

Cattails Golf Course August 2022 Report

Cattails Updates

August was a great month for us. We had the Alex.P Kahler Memorial, the NORA Chama Valley Open and the Alamosa High School Invitational. The Kahler had 96 players participate and we brought in over $18,500 in entry fees and cart fees. The Chama Valley Open the following weekend had 72 players all from the Chama area of New Mexico.

We wrapped up all our junior golf programs for the year. We had great numbers in our Cattails program as well as the US Kids Academy. Below are a few pictures of the kids in both programs.

Our maintenance crew is in the middle of aerating our greens to get ready for the Grizzly Showdown on September 17th and 18th. It takes the crew a full 4 days to get all the greens done. With using the Air2G2 aerating machine our greens will be fully healed in 5 days.

Our revenue continues to grow. Below is our revenue and expenses through 8/31/2022.

Year To Date as of 8/31/2022 Revenue

	Fiscal	Budget
Golf Passes	$24,115	$18,000
Golf Tournament Revenue	$40,355.28	$15,000
Golf Memberships	$164,894.50	$170,000
Golf Green Fees	$108,160.25	$90,000
Golf Cart Fees	$74,687.23	$50,000
Golf Merchandise Sales	$109,820.28	$60,000
Golf Range Fees	$11,662.85	$9,000
Golf Facility Rental	$2,788.70	$5,000
Golf Liquor/Beverage Sales	$725.20	$1,000
Golf Cart Shed Rental	$31,200	$49,000
Golf Handicap Fees	$710	$500
Golf Miscellaneous	$9,623.56	$4,000
Total	**$578,742.85**	**$471,500**

Year to Date as of 8/31/2022 Expenses

	Fiscal	Budget
Full Time Salaries Clubhouse	$41,207.24	$58,340
Part Time Salaries Clubhouse	$46,007.80	$42,590
Full Time Salaries Grounds	$71,198.59	$108,800
Part Time Salaries Grounds	$55,573.31	$93,290
Full Time Overtime	$1,800.38	$3,000
PERA/ICMA	$29,793.37	$44,220
Medicare	$3,001.54	$4,437
Workmans Comp	$1,957.32	$3,570
Medical/Dental	$25,143.36	$37,470
Life Insurance	$0	$1,320
Unemployment Insurance	$509.86	$918
General Office Supplies	$46.33	$250
Outside Printing	$0	$1,000
Gas & Oil	$11,262.20	$8,000
Building Maint Supplies	$979,24	$1,500
Misc. Supplies	$931.08	$500
Golf Course Maintenance	$11,107.06	$12,500
Training & Travel	$298	$3,000
Membership, Dues, Handicap	$7,826.38	$10,000

Licenses and Fees	$1,172.24	$1,000
Advertising	$1,576	$3,000
Telephone	$1,997.23	$4,000
Electrical/Gas Service	$26,212.40	$40,000
Propane	$1,741.04	$1,000
Equipment/Machinery Lease	$17,613.81	$26,322
BLDG Maint/Security	$932.60	$4,000
POS System/Credit Card Fees	$13,358.69	$14,000
Sand/Seed/Fertilizer	$13,751	$20,000
Uniform Allowance	$0	$1,000
Equipment Repair/Maintenance	$5,074.65	$12,000
Debt Service Golf Course	$155,267.65	$208,737.65
Food Purchases	$782.94	$1,000
Merchandise Pro Shop	$100,513.88	$55,000
Tournament Expenses	$10,691.46	$20,000
Transfer Out	$11,600	$11,600
Machinery and Equipment	$2,849.25	$0
Parks/Golf Facilities	$30,035.86	$50,000
Total	**$703,813.76**	**$909,364.65**

Library Manager Report – August 2022

Mayor Coleman visited storytime to tell kids about what a Mayor does.

Highlights

On August 27 and 28 we performed an inventory of **all** library items, with help from the Colorado Library Consortium; staff members Melissa, Denise, Cathy, Judith, Patty and Holly; and volunteers Toby, Zane, Tye, Shayla, Leroy, Jordan, Lori, and Patty Campbell. This inventory will make it easier for staff and patrons to find what they're looking for, and enable us to get more accurate circulation and collection information - to serve our community even better in the future.

We gave out **5 additional laptops** this month, thanks to our partnership with Action 22. People who received these laptops plan to use them to:

- Do their schoolwork.
- Volunteer for their church.
- “Keep up with the new generation.”

Staff processed their first patron-requested 3D print jobs - a stand for a handheld game console, and a model of a German shepherd to commemorate a family’s deceased dog.

Our cataloging and material processing team of Rose and Patty worked hard to prep over **400 new items.**

Partnerships

ESL at the Library met twice during the month of August. So far, the program is attended by only one family - a mother and her two children. She is very grateful that Library support allows her to improve her English, and we are hopeful the program will grow with time.

Tierra Nueva Outreach occurred three times during the month of August, with a total attendance of 24. Participants have checked out **14 books** during August.

This month, we were contacted by the Advantage Treatment Center, a residential treatment center for people dealing with substance abuse. Center leaders signed up for an organizational library card, and visited with **18 residents** to check out books and materials. Center staff are talking to the Library Manager about a regular pro-social program at their location, like a book club or writing workshop.

Kids were the stars at our evening Alamosa's Got Talent show.

Summer Reading - Final Totals

We had an incredible summer this year - the community really came out to enjoy the Library, learn and celebrate reading. We're already excited to plan for next summer - with the theme "All Together Now", we hope to bring other libraries in the area together to maximize our impact, as well as celebrate the different cultures of our community.

Children's Registration - 236
Teen Registration - 55
Adult Registration - 54

2021 total - 183 - **89% increase in registration!**

Total summer program attendance - 1,299
2021 total - 801 - **63% increase in attendance!**

Tween STEAM
Tween STEAM continues to have relatively low attendance, with only **7 total attendees** in August. We are in touch with middle school teachers however, and hope to promote Tween STEAM through the school.

Teen Volunteers
We have had three new teen volunteer applications this month - and new and veteran teen volunteers came out to help at our two-day inventory, contributing **20 hours** to that project.

Moon Viewing and Card Making
We hosted an all-ages art program to celebrate the Sturgeon Supermoon, with local guest artist Josephine. Attendees ranged from parents with young children, to teens, to seniors. While we intended to use a few telescopes to view the moon, the weather did not cooperate.

Left - Patron Mary van Pelt enjoyed making different kinds of moon cards.

Database Sessions:
Mango Languages – 63
Heritage Quest – 0
Tumblebooks – 0

Database renewal is coming up! Based on our numbers, we will be discontinuing Heritage Quest and Tumblebooks, and subscribing to Kanopy (streaming video) and Learning Express Library (test prep, study resources and job prep).

Friends of the Alamosa Public Library

The Friends had a very successful book sale in August - receiving **$751.25**.

The Friends have been working hard to stock our Little Free Libraries - reaching an all-year high of **400 books** given away.

Library Stats - By The Numbers

Website Counter									
	Aug. 2021	Aug.	July	June	May	April	Mar.	Feb.	Jan.
Page views	1,853	2,240	2,291	2,254			2,231	1,871	2,277
Sessions	973	1,006	1,148	1,017			984	863	1,237
1st Time Visitors	606	657	813	676			538	460	799
Returning Visitors	367	73	61	128			76	81	85

*Due to the transition to the new library website, website stats are not available for April or May 2022.

Monthly Statistics Summary - 2022								
	Aug 2021	**Aug.**	July	June	May	April	March	Feb.
Adult Circs	10,010	10,198	**11,247**	8,778	8,253	8,953	7,360	8,631
Child Circs	6,321	6,145	6,070	**6,625**	4,482	4,866	4,772	4,313
Cloud	270	197	222	205	193	180	245	**246**

Library								
Overdrive	283	471	**495**	482	385	411	399	350
Total Circs	16,331	16,343	**17,317**	16,090	13,313	14,410	12,776	3,540
Circs per hour	78.1	73.3	**86.6**	78.5	65.0	69.0	57.3	72.4
Computer Use	1,854	**4,347**	3,975	4,053	3,932	3,785	3,810	3,081
Wifi Use	??	373	**388**	285	265	261	211	173
Computer Help	313	368	314	382	295	**386**	287	248
Reference Questions	697	892	906	**1,066**	901	696	711	587
Questions per hour (ref+comp)	4.8	5.7	6.1	**7.1**	4.4	5.2	4.5	4.5
Door Count	3,873	5,106	**5,506**	4,926	4,201	4,246	4,048	3,534
Program Attendance	227	395	**693**	666	407	240	235	221
Books at LFLs	342	**400**	315	230	281	350	242	132
Volunteer Hours	74	69	88.75	**97**	23.55	19	28.5	28.5
COVID Tests	XX	144	156	**222**	159	xx	xx	xx
Masks	XX	91	170	167	**172**	xx	xx	xx

Tween STEAM participants make a “Moon Habitat”, which was used for play in our children’s area during the month of August.

Subject/Title:
Action on liquor code compliance check - Thai Hut

Recommended Action:
Accept the proposed stipulation and written warning with Thai Hut.

Background:
On July 14, 2022, the Alamosa Police Department, in cooperation with the Colorado Department of Revenue, Liquor Enforcement Division, conducted compliance checks in the City of Alamosa. Thai Hut, 716 Main Street, was the only establishment to fail the compliance check. The details of the Thai Hut compliance check are set forth in the attached Incident Report. The owner, Sirorat Vienmanapun, was being assisted by her brother, Surachai Wienmanpun, visiting from Canada. Due to Covid and difficulty of employees, she is the only employee currently. Mr. Wienmanpun served the underage undercover operative.

This is the first violation of this liquor license. Penalties for liquor violations are addressed in Section 10-32 of the Code of Ordinances of the City of Alamosa. The penalty range for a first violation is a written warning up to a 15 day suspension. An offer of stipulation dispenses with the need to conduct a hearing, and is intended to be a lesser penalty than the local licensing authority would reasonably be expected to impose after a hearing.

The Ordinance sets forth mitigating and aggravating factors that the authority is required to consider. The prosecutor has considered the aggravating and mitigating circumstances set forth in the ordinance. The prosecutor has also considered the aggravating and mitigating circumstances set forth in Regulation 47-603(G) of the Colorado liquor code (attached), and determined that all but two of the 12 mitigating factors as set forth therein are present (the missing ones being participating in a training program and having a substantial history of compliance - the license is only a year old), and only one of the aggravating factors is present (that being, conversely, no participation in a training program). Ms. Vienmanapun indicates that there has been no participation in any training programs because she is the only employee. When she has had other employees, they have not lasted more than a few weeks, so training has not been practicable. This is a difficult time in the restaurant industry for keeping employees.

Mr. Wienmanpun was cited into municipal court for violation of Section 11-51 of the *Alamosa Code of Ordinances*, sale of alcohol to a minor. He did not contest the citation, and the $500 fine has been paid.

The attached proposed stipulation incorporates a written warning, which would be used as evidence of a prior violation (aggravating factor) in the event of another violation. It also includes a 5 day suspension, to be held in abeyance for 364 days pending no further violations.

Issue Before the Council:
Does Council as the local licensing authority wish to accept the stipulation negotiated between the prosecutor and the Licensee?

Alternatives:
1) **Recommended Alternative**: accept the stipulation.

2) Modify the stipulation, for instance, to require some active suspension, or fine related to some period of active suspension. This may not be done unilaterally, the Licensee would have to agree to it.

3) Refuse to accept the stipulation in any form and set the matter for an evidentiary hearing.

Fiscal Impact:
Negligible.

Legal Opinion:
City attorney will be available for comment if necessary.

Conclusion:

The prosecutor believes the stipulation presented represents a fair sanction for serving alcohol to a minor during the compliance check, especially in light of the large number of mitigating circumstances, and the justification for the only aggravating circumstance.

ATTACHMENTS:

Description	Type
Stipulation and written warning	Exhibit
Incident Report	Backup Material
Regulation 47-603	Backup Material

BEFORE ALAMOSA CITY COUNCIL SITTING AS THE LOCAL LICENSING AUTHORITY FOR THE CITY OF ALAMOSA

STIPULATION, AGREEMENT, WRITTEN WARNING, AND ORDER

IN THE MATTER OF:

THAI HUT RESTAURANT, LLC
D/B/A THAI HUT
716 MAIN STREET
ALAMOSA, CO 81101

LICENSE NO. 03-14975

THIS AGREEMENT BETWEEN the City of Alamosa (City) and THAI HUT RESTUARANT, LLC, d/b/a THAI HUT, 716 MAIN ST., Alamosa, CO 81101 (Licensee"), is offered for the purpose of a settlement of the matters detailed in the attached Incident Report from the compliance check conducted on July 14, 2022. The above-named parties submit and agree as follows:

1. The facts and allegations pertaining to Licensee serving alcohol to a minor as contained in the Incident Report are true and accurate.
2. The Licensee agrees to the written warning as set forth below, and further agrees to a suspension of 5 days, with all days held in abeyance for a period of 364 days from the date of approval of this agreement, pending no further violations of the Colorado Liquor Code during this 364 day period. In the event of a violation, the days held in abeyance may be served, or a fine equivalent to 20% of Licensee's estimated gross revenues from the sales of alcohol beverages during a period of five days, except that the fine shall not be less than two hundred dollars ($200.00) nor more than five thousand dollars ($5,000.00)
3. The alcohol beverages that were sold or used in the violation described in the Memo are hereby forfeited.

WRITTEN WARNING Licensee is warned that it has violated the provisions of the Colorado Liquor Code by serving alcoholic beverages to a minor. This warning shall constitute evidence in any subsequent administrative proceeding, if relevant, that the licensee was previously warned of the violation..." Regulation 47-601 Written Warnings and Assurances of Voluntary Compliance (Code of Colorado Regulations (2022 Edition).

This Stipulation, Agreement, Written Warning, and Order shall not be effective unless and until approved by the Alamosa City Council.

APPROVED and ORDERED this ____ day of _____, 2022.

_____ _____
(Licensee) Ty Coleman, Mayor

_____
Date

_____
Date

ALAMOSA POLICE DEPARTMENT

Offense / Incident Report

GENERAL OFFENSE INFORMATION **Report Type:** Cumulative Report

Agency	ALAMOSA PD	**Location**	716 MAIN ST ALAMOSA COLORADO 81101
Case #	22-1605		
File #			
Description	UNDERAGE SALE TO MINOR		
Incident Status	CLEARED BY ARREST	**From Date/Time**	07/14/2022 19:12
		To Date/Time	
		Report Date	07/14/2022 19:12
Reporting Officer	VASQUEZ, J	**Initial Rep. Date**	07/14/2022 19:12

COMPLAINANT

Name	VASQUEZ, JOHN						
Address	425 4TH ST ALAMOSA CO 81101					**Phone**	719-589-2548
Race	W	**Ethnic**	H	**Sex**	M	**DOB**	[redacted]
Height	5'08"	**Weight**	290	**Hair**	BRO	**Eyes**	BRO
S.S.N.	___-__-____	**DL & St.**		**JRN#**			

INVESTIGATOR

Name	VASQUEZ, J	**Assigned Date**		**Supplement No**	0

Entered By VASQUEZ, J

Officer VASQUEZ, J

Supervisor MAESTAS, S

Incident # 22-1605

VASQUEZ, J

1. Your Affiant, John Vasquez, is a sworn Colorado Peace Officer and a Detective for the Alamosa Police Department. I have compiled the information in this report during the course of an official criminal investigation, by speaking with law enforcement officers, by speaking with citizen witnesses, by reviewing official law enforcement reports, and my personal observations. All locations referred to are in the City and County of Alamosa, State of Colorado, unless specifically noted.

2. On July 14, 2022, at approximately 1814 hours (6:14 pm), I completed an alcohol compliance check with restaurants and bars. I enlisted the aid of Joseph Daigle and Taylor Isham, Criminal Investigators with Colorado Department of Revenue, Liquor and Tobacco. They provided the UC (Undercover operative), a person under the age of 21, and the money for purchase of the alcohol.

3. The UC went to the Thai Hut, 716 Main Street, at approximately 1912 hours (7:12 pm). The UC used Callyo (audio transmitter and recorder) which was audio recorded and attached to this case file. In accordance with rules of evidence, an examination of the original recording of this contact is the best evidence of its content. Summary of the contact:

- The UC is greeted and asked how many to be seated and the UC responds two.

- The UC is seated and a short time later is waited on. The UC asks for beer and the server informed the UC of the beer choices.

- The UC asked for a bottle of Bud Light and the server acknowledged.

- Approximately over a minute later the server returned and served the UC the Bud Light.

- Over the next minute the UC informed the server he needed to leave and wanted to pay for the Bud Light.

- The server told the UC to finish the beer as there was no rush.

- The UC paid for the Bud Light with a marked $20.00 and left the Thai Hut.

4. I then went and contacted the owner of the Thai Hut who I identified as Sirorat Vienmanapun, date of birth [redacted], and will be referenced as Siri throughout. I explained to Siri that there was an underage person who was just sold a Bud Light from her establishment and paid with a $20.00.

5. I asked Siri for the $20.00 and gave her the change that was given to the UC. Siri explained that it was another server who just started who made the sale. The server was identified as Surachai

Wienmanpun, date of birth [redacted], and will be referenced as Surachai throughout.

6. Surachai said he was helping out his sister Siri and was from Canada. He explained, in Canada the age to drink is 19 and the UC tricked him. I explained to Surachai that it was his responsibility to make sure of the legal age.

7. Surachai was issued summons #E011222 for City Ordinance 11-51 Liqour-Sale to Minor. I then explained to Siri that she will be contacted at a later date for a Show Cause hearing with the City of Alamosa. Siri did not have any questions.

8. End of the report, this has been a summary of the incident, further reports to follow.

Regulation 47-603. Assessment of Penalties

A. When making a determination regarding the type of penalty to impose for a violation of the Colorado Liquor Code and Rules the State Licensing Authority, or a local licensing authority, shall consider the severity of the violation(s) based on the categories set forth in subsections B through E of this Regulation 47-603, and any aggravating or mitigating factors.

B. Level One Violations.

1. This category of violations is the least severe and may include, but is not limited to, compliance check failures; licensing infractions that do not directly affect the health, safety, and welfare of the public at large; failure to report changes; product registration and/or labeling violations that do not affect public health, safety, and welfare; mandatory posting violations; trade name violations; minor books and record keeping violations; and minor advertising violations.

2. The range of penalties for this category of violation may include license suspension, license suspension held in abeyance, a fine per individual violation, and/or a fine in lieu of suspension. In lieu of imposing a penalty for this category of violation, a licensing authority may, but is not required to, issue a warning or accept an assurance of voluntary compliance pursuant to regulation 47-601.

3. Any fine assessed for a violation of this category of offenses, including a fine in lieu of suspension, shall not exceed five thousand dollars ($5,000.00) for a first violation. Fines for second and subsequent violations in this category shall not exceed fifteen thousand dollars ($15,000.00), per violation.

4. "First violation" as used in this section, means the first occurrence of a violation within a twelve month time period.

C. Level Two Violations.

1. This category of violations may include, but is not limited to, marketing and minor trade practice violations that do not directly affect the health, safety, and welfare of the public at large; sales to minors that are not a part of compliance check, that are a first violation and that do not result in substantial bodily injury or death; sales to intoxicated persons that are a first violation and that do not result in substantial bodily injury or death; minor delivery or shipping violations; improper storage of alcohol beverages; sale of non-permitted items; allowing the removal of alcohol beverages from an on-premises licensed premises; allowing an open container on an off-

premises licensed premises; minor sanitation control violations; minor conduct of establishment violations; allowing minor gambling activities on the licensed premises; minor refilling violations; minor improper source violations; operating with an expired license; minor tasting violations; and sale to non-members for a club license.

2. The range of penalties for this category of violation may include license suspension, license suspension held in abeyance, license revocation, a fine per individual violation, and/or a fine in lieu of suspension. In lieu of imposing a penalty for this category of violation, a licensing authority may, but is not required to, issue a warning or accept an assurance of voluntary compliance pursuant to regulation 47-601.

3. Any fine assessed for a violation of this category of offenses, including a fine in lieu of suspension, shall not exceed twenty-five thousand dollars ($25,000.00), per violation.

D. Level Three Violations.

1. This category of violations may include, but is not limited to; substantial delivery or shipping violations; food requirement violations; substantial refilling violations; substantial improper source violations; exercising the privilege of a license other than that which the licensee holds, or permitting another to exercise the rights of a license they hold; allowing substantial gambling activities on the licensed premises; substantial tasting violations; unlawful financial interests; substantial sanitation control violations; employee age violations; and hours of operation violations.

2. The range of penalties for this category of violation may include license suspension, license suspension held in abeyance, license revocation, a fine per individual violation, and/or a fine in lieu of suspension. In lieu of imposing a penalty for this category of violation, a licensing authority may, but is not required to, accept an assurance of voluntary compliance pursuant to regulation 47-601.

3. Any fine assessed for a violation of this category of offenses, including a fine in lieu of suspension, shall not exceed seventy-five thousand dollars ($75,000.00), per violation.

E. Level Four Violations.

1. This category of violations is the most severe and includes violations that may directly affect the health, safety, and welfare of the public at large; sales to minors that are not a part of compliance check and that are a second or subsequent violation or that result in substantial bodily injury or death;

sales to intoxicated persons that are a second or subsequent violation or that result in substantial bodily injury or death; substantial trade practice violations; substantial conduct of establishment violations; and permitting the consumption of marijuana or marijuana products on the licensed premises.

2. The range of penalties for this category of violation may include license suspension, license suspension held in abeyance, license revocation, a fine per individual violation, and/or a fine in lieu of suspension.

3. Any fine assessed for a violation of this category of offenses, including a fine in lieu of suspension, shall not exceed one-hundred thousand dollars ($100,000.00), per violation.

F. Calculation of Fines.

1. Except as provided under section 44-3-601(8), C.R.S., any fine assessed for a single violation may be no less than five hundred dollars ($500.00) and no more than one-hundred thousand dollars ($100,000.00), per violation.

2. Except as provided under section 44-3-601(8), C.R.S., any fine assessed, including a fine in lieu of suspension, shall be based on the level of violation established in subsections B through E of this Regulation 47-603, and:

a. The fine shall be the equivalent of twenty percent (20%) of the licensee's estimated gross revenues from sales of alcohol beverages for the following time frames, per violation:

i. For a Level One violation, seven (7) days;

ii. For a Level Two violation, fourteen (14) days;

iii. For a Level Three violation, at least twenty-one (21) days; and

iv. For a Level Four violation, at least twenty-eight (28) days.

b. Notwithstanding, subsection (F)(2)(a) of this Regulation 47-603, when assessing a fine in lieu of suspension, a licensing authority may, but is not required to, exclude from the calculation any days of suspension held in abeyance. The licensing authority has the discretion to determine the number of days held in abeyance, if any, based on the relevant time frames established in subsection (F)(2)(a).

c. Any fine assessed for a single violation shall be subject to the minimum and maximum fines set forth in subsection (F)(1) and shall not exceed the maximum fine established in rule for that category of violation.

3. The time frames detailed above and used for the fine calculation shall be within the same or similar month in which the violation occurred.

4. For the purpose of calculating fines, sales records must be maintained and made available to State and/or local licensing authorities upon request for the time periods set forth in Regulation 47-700. Failure to provide such records within seven (7) days of a request from the State and/or local licensing authority shall result in the presumption that the maximum fine for the offense category the violation falls under applies.

5. Notwithstanding the calculation of fines in subsection (F)(2) of this Regulation 47-603, any fine assessed for a single violation, including a fine in lieu of suspension, shall be subject to the maximum fine amounts established for the relevant category of violation in subsections (B) through (E) of this Regulation

G. Aggravating and Mitigating Factors.

1. State and local licensing authorities may take aggravating and mitigating factors into consideration when considering the imposition of a penalty. These aggravating and mitigating factors may result in the movement of a violation into a lower or higher category on a case-by-case basis. These factors may include, but are not limited to:

a. Mitigating Factors:

i. The licensee and/or its employees maintain responsible vendor training certification;

ii. The licensee has a substantial history of compliance with liquor laws and rules;

iii. The violation is a first violation, as defined in subsection (B)(4) of this Regulation;

iv. The violation was self-reported;

v. The extent to which the licensee took prompt and effective self-initiated action to correct the violation and to prevent future violations of the same type from occurring;

vi. The violation did not demonstrably result in harm, only the potential for harm;

vii. The violation was negligent, not willful;

viii. The violation is not part of a pattern or practice of violations;

ix. The implicated licensee did not encourage others to participate in the same or similar violations;

x. The violation did not result in serious bodily injury or death;

xi. The owner or management personnel was not involved in the violation, and/or did not direct their employees to violate the law;

xii. The licensee did not substantially benefit, monetarily or otherwise, from committing the violation.

b. Aggravating Factors:

i. The licensee and/or its employees do not maintain responsible vendor certification when certification is required by statute or regulation;

ii. The licensee has a substantial history of non-compliance with liquor laws and rules;

iii. The violation is a second, or subsequent offense;

iv. The violation was discovered, and later substantiated through investigation, as a result of a complaint, or multiple complaints;

v. The violation demonstrably resulted in harm, not just the potential for harm;

vi. The violation was willful, not negligent;

vii. The violation is part of a pattern or practice of violations;

viii. The implicated licensee encouraged others to participate in the same, or similar violations;

ix. The violation resulted in serious bodily injury or death;

x. The owner or management personnel engaged in the violation and/or directed an employee to violate the law;

xi. The licensee substantially benefited, monetarily or otherwise, from committing the violation.

H. This penalty schedule is a framework providing guidance as to the categories of violations, available penalties, and mitigating and aggravating factors that may be considered. The circumstances surrounding any penalty

imposed will be determined on a case-by-case basis. Licensing authorities retain discretion in assessing penalties within the bounds of the law.

I. Nothing in this Regulation 47-603 shall prohibit or prevent a licensing authority from temporarily or summarily suspending a license, regardless of the level of violation set forth in this regulation, if the licensing authority makes the findings required by Regulation 47-602.

History:

43 CR 17, September 10, 2020, effective 7/30/2020

Note:

Basis and Purpose. The statutory authority for this regulation includes, but is not limited to, 44-3-202(1)(b), 44-3-202(2)(a)(I)(A), 44-3-202(2)(a)(I)(C), 44-3-202(2)(a)(I)(E), 44-3-202(2)(a)(I)(R), and 44-3-601, C.R.S. The purpose of this regulation is to establish categories of violations, by level of severity, and associated penalty ranges for those violations to be used by the State and local licensing authorities, as well as establishing aggravating and mitigating factors which may be considered in assessing penalties for violations.