

# ALAMOSA CITY COUNCIL

## Regular Meeting Agenda

Council Chambers  
300 Hunt Avenue, Alamosa, CO  
October 16, 2024

***Mission Statement: We are committed to providing balanced, effective and efficient public services for our residents, visitors and businesses by cultivating a vibrant, resilient and livable city.***

Any person needing reasonable accommodation to attend or participate in a public meeting, please contact the Alamosa City Clerk's office by telephone (719) 589-2593, by email [cityclerk@ci.alamosa.co.us](mailto:cityclerk@ci.alamosa.co.us), in person at 300 Hunt Avenue, or by mail at POB 419, Alamosa, CO 81101.

---

**Zoom Webinar Link: <https://us02web.zoom.us/j/85753492744>**

**Dial-In Number: +1 719 359 4580 US | Webinar ID: 857 5349 2744**

**6:00 PM - Work Session: Skilled gaming, licenses for panhandling, and prohibiting informal camping on private property discussions**

**7:00 PM - Regular Meeting**

### **I. CALL TO ORDER AND PLEDGE OF ALLEGIANCE**

### **II. ROLL CALL**

### **III. AGENDA APPROVAL**

### **IV. CITIZEN COMMENT**

Alamosa City Council welcomes your comments. Citizens wishing to speak may obtain and complete a speaker card through the City Clerk at the start of the meeting.

- A. Audience Comments
- B. Follow-Up

### **V. CEREMONIAL ITEMS**

- A. Proclamation: National Disability Employment Awareness Month

### **VI. CONSENT CALENDAR A**

The Consent Calendar allows multiple actions with one motion. Consent Calendar A contains routine items which have been recommended for action by staff or advisory boards. Council may remove a consent calendar item for separate consideration.

- C.2.a. July 2024 monthly financial and expenditure reports.
- C.5.a. First Reading, Ordinance No. 28-2024, renewal of IGA with the City of Monte Vista for the provision of Information Technology Services.
- C.7.a. Approve Minutes of Special Meeting September 25, 2024
- C.7.b. Approve Minutes of Meeting October 2, 2024
- C.8.a. Receive September 2024 Monthly Reports

## **VII. REGULAR BUSINESS**

### **B. Business Brought Forward by City Staff**

#### **1. Development Services**

- a. First Reading and Introduction, Ordinance No. 27-2024, an Ordinance Amending the Unified Development Code with Respect to Lighting
- b. First Reading and Introduction, Ordinance No. 30-2024, an Ordinance Amending the Unified Development Code to Allow Schools in the Central Business District by Conditional Use with Certain Limitations
- c. First Reading and Introduction, Ordinance No. 29-2024, an ordinance amending section 10-28 of the *Code of Ordinances of the City of Alamosa* to eliminate the distance restriction for alternative secondary schools and online schools for any campus in the Central Business District

#### **2. Finance**

- a. Second Reading and Public Hearing, Ordinance No. 24-2024, an Ordinance making the annual appropriations for fiscal year 2025.

#### **3. City Manager/Legal**

- a. Motion setting new rules for St. Benedict.
- b. Second Reading and Public Hearing, Ordinance No. 26-2024, an ordinance establishing a temporary moratorium on the establishment of medical and retail marijuana stores through June 30, 2025

#### **4. Human Resources/Risk Management**

- a. Second Reading and Public Hearing, Ordinance No. 25-2024, an ordinance amending the established pay plan for City officers and employees in accordance with article III, section 11 of the Charter and as referred to in section 15-2 of the Code of Ordinances, concerning personnel rules and regulations and pay plan for City officers and employees.

### **C. Committee Reports**

### **D. Staff Announcements**

**COUNCIL COMMENT**

**ADJOURNMENT**

**ALAMOSA CITY COUNCIL  
COUNCIL COMMUNICATION**


---

**Subject/Title:**

Proclamation: National Disability Employment Awareness Month

**ATTACHMENTS:**

Description	Type
▢ National Disability Employment Awareness Month	Proclamations



## National Disability Employment Awareness

### *Recognizing and Commemorating October as National Disability Employment Awareness Month*

**WHEREAS**, people with disabilities can make significant contributions to Alamosa’s economic and social wellbeing but face barriers to employment, denying them the opportunity to use their skills and perspectives and depriving employers of the talent they need to grow; and

**WHEREAS**, as Alamosa focuses on promoting a thriving employment environment with opportunity for every American to prosper, it’s critical that it be powered by inclusion, providing people with disabilities the support they need to pursue their career goals, live independently, and achieve financial prosperity; and

**WHEREAS**, as they enter, reenter, or need support to remain in the workforce, Colorado workers with disabilities can benefit by visiting one of the offices of the Colorado Department of Labor and Employment’s Division of Vocational Rehabilitation and/or Alamosa Workforce Center, which partners with the state’s 52 Workforce centers, and nine certified Independent Living Centers; and

**WHEREAS**, the Division of Vocational Rehabilitation, School to Work Alliance Program, and the Alamosa Workforce Center can provide no-cost customized workforce development services to workers with disabilities, connecting them with employment opportunities, educational and training opportunities, assistive technology, and more; while collaborating with business and other government and nonprofit organizations to fully integrate citizens of Alamosa living with disabilities into the workforce; and

**WHEREAS**, many Alamosa employers, including the State of Colorado, understand the value that people with disabilities bring to the workplace; their example encourages others to create inclusive talent management practices, to the benefit of workers with disabilities, businesses, and local, state, and regional economies; and

**WHEREAS**, these employers know that hiring from this talent pool is more than doing the right thing, it is doing the smart thing. When employers create a culture of belonging for all of their talent, the dividends that are paid back to the company – and to Colorado – are significant; and

**WHEREAS**, our communities and our economy are at their best when all people, including people with disabilities, can earn an income and become independent, just like anyone else; and

**WHEREAS**, activities during this month will reinforce the value and talent people with disabilities add to our workplaces and communities and affirm Colorado’s commitment to an inclusive community that increases access and opportunities to all, including individuals with disabilities.

**THEREFORE**, be it **RESOLVED**, that the City of Alamosa recognizes and commemorates that October is National Disability Employment Awareness Month; and be it further

**RESOLVED**, the the City of Alamosa call upon employers, schools, and other community organizations in Alamosa to observe October with appropriate programs and activities, and to advance its important message that people with disabilities add value and talent to our workplaces and communities; and be it further

**RESOLVED**, that the City of Alamosa pledges to continue to take steps throughout the year to recruit, hire, retain, and advance individuals with disabilities and work to pursue the goals of opportunity, full participation, economic self-sufficiency, and independent living for people with disabilities.

Given under my hand and seal of the City of Alamosa, this 16th day of October, 2024.



# ALAMOSA CITY COUNCIL COUNCIL COMMUNICATION

---

**Subject/Title:**

July 2024 monthly financial and expenditure reports.

**Recommended Action:**

Staff recommends City Council accept the July 2024 monthly financial and expenditure report.

**ATTACHMENTS:**

Description	Type
▢ July 2024 Monthly Financial Report	Cover Memo
▢ July 2024 Monthly Expenditure Report	Cover Memo



300 Hunt Avenue PO Box 419 Alamosa, Colorado 81101  
**Finance Department**

October 8, 2024

**TO:** City Manager

**SUBJ:** For your review: Monthly Financial Report for July 2024

**Recommendation**

Staff respectfully recommends that Council accept the Monthly Financial Report.

**Background**

Attached for your review and information is the Monthly Financial Report for July 2024. The report is for all City Funds. The report shows the fiscal and period activity within the same report, making it easier to read and understand the City's current position. The accounts have been reconciled to the bank.

The following table presents summary information for the General, Enterprise, Community Recreation and Street Trust Funds as of July 31, 2024.

<u>July</u>	<u>2023</u>	<u>2024</u>
<b>GENERAL FUND:</b>		
<b>REVENUE</b>		
General Sales Tax	\$ 333,610	\$ 355,725
YTD General Sales Tax	\$ 2,107,789	\$ 2,186,072
1.2% Sales Tax	\$ 418,940	\$ 420,125
YTD 1.2% Sales Tax	\$ 2,841,383	\$ 2,952,464
Total Monthly Revenue	\$ 1,189,182	\$ 2,169,327
YTD Revenue	\$ 8,343,948	\$ 9,966,777
<b>EXPENDITURES</b>		
Total Monthly Expense	\$ 931,023	\$ 1,103,918
YTD Expense	\$ 8,422,088	\$ 10,617,009
<b>**CASH IN BANK</b>	\$ 9,200,609	\$ 9,011,988
<b>ACCOUNTS RECEIVABLE</b>	\$ 28,846	\$ 43,440

<b>ENTERPRISE FUND:</b>		
<b>REVENUE</b>		
Total Monthly Revenue	\$ 576,226	\$ 671,618
YTD Revenue	\$ 3,664,758	\$ 5,858,449
<b>EXPENSES</b>		
Total Monthly Expense	\$ 352,067	\$ 477,235
YTD Expense	\$ 4,054,285	\$ 6,869,498
<b>***CASH IN BANK</b>	\$ 8,851,681	\$ 7,032,951
<b>ACCOUNTS RECEIVABLE</b>	\$ 97,452	\$ 143,200

<b>COMMUNITY RECREATION FUND:</b>		
<b>REVENUE</b>		
General Sales Tax	\$ 164,538	\$ 175,598
YTD General Sales Tax	\$ 1,041,008	\$ 1,080,832

<u>July</u>	<u>2023</u>	<u>2024</u>
<b>COMMUNITY RECREATION FUND CONT:</b>		
Total Monthly Revenue	\$ 638,029	\$ 314,965
YTD Revenue	\$ 2,634,754	\$ 2,174,107
<b>EXPENDITURES</b>		
Total Monthly Expense	\$ 185,385	\$ 258,338
YTD Expense	\$ 2,127,639	\$ 1,929,055
<b>CASH IN BANK</b>	\$ 1,591,291	\$ 1,530,944

<b>STREET TRUST FUND:</b>		
<b>REVENUE</b>		
General Sales Tax	\$ 164,538	\$ 175,598
YTD General Sales Tax	\$ 1,041,008	\$ 1,080,832
YTD Revenue	\$ 1,541,008	\$ 1,580,832
<b>EXPENDITURES</b>		
Total Monthly Expense	\$ 203,286	\$ 299,775
YTD Expense	\$ 839,370	\$ 1,240,458
<b>****CASH IN BANK</b>	\$ 1,576,606	\$ 1,306,907

**\*\*Approximately \$4.3 Million will be funding capital projects over the next 5 years per the CIP.**

**\*\*\* Approximately \$20.5 Million will be funding capital projects over the next 5 years per the CIP.**

**\*\*\*\*Approximately \$12.9 Million will be funding capital projects over the next 5 years per the CIP.**



Account	Name	Balance
<b>Fund: 02 - GENERAL FUND</b>		
<b>Assets</b>		
<a href="#">02-1-00-71121</a>	CASH IN BANK	-11,962,513.97
<a href="#">02-1-00-71135</a>	PETTY CASH	50.00
<a href="#">02-1-00-71606</a>	COLOTrust LEVEE	1,085,424.85
<a href="#">02-1-00-71607</a>	COLOTRUST- INFRASTRUCTURE ESCROW	142,828.21
<a href="#">02-1-00-71608</a>	COLOTrust EDGE Investment	5,491,508.69
<a href="#">02-1-00-71610</a>	COLOTrust- ARPA GRANT	321,920.59
<a href="#">02-1-00-71611</a>	INVESTMENTS-COLOTrust	9,173,266.79
<a href="#">02-1-00-71612</a>	INVESTMENTS- C SAFE	1,293,874.70
<a href="#">02-1-00-71617</a>	FRONTIER BANK	269,406.35
<a href="#">02-1-00-71618</a>	SLV Federal Bank CD	263,914.54
<a href="#">02-1-00-71621</a>	Rio Grande Saving & Loan CD	269,317.11
<a href="#">02-1-00-71624</a>	COMMUNITY BANKS CD# 2577318593	266,783.96
<a href="#">02-1-00-71627</a>	RGS & L ASSN - 02-22799406	105,754.41
<a href="#">02-1-00-71628</a>	SIGMA FINANCIAL 3YR	12,835.15
<a href="#">02-1-00-71629</a>	SIGMA FINANCIAL 2YR	493,601.25
<a href="#">02-1-00-71631</a>	MOUNTAIN VIEW BANK OF COMMERCE	261,145.37
<a href="#">02-1-00-71638</a>	INVESCO	885,773.78
<a href="#">02-1-00-71640</a>	DEL NORTE BANK CD#100166	258,644.09
<a href="#">02-1-00-71641</a>	DEL NORTE FEDERAL	291,957.98
<a href="#">02-1-00-71643</a>	EVIDENCE HOLDING	77,819.90
<a href="#">02-1-00-71711</a>	SHOP WITH A COP	8,673.97
<a href="#">02-1-00-72151</a>	SALES TAXES RECEIVABLE	1,642,395.39
<a href="#">02-1-00-72152</a>	PROPERTY TAX RECEIVABLE	587,117.26
<a href="#">02-1-00-72181</a>	ACCOUNTS RECEIVABLE	1,551.50
<a href="#">02-1-00-72190</a>	ACCT REC INVOICES	4,628.02
<a href="#">02-1-00-72194</a>	GRANTS RECEIVABLE	127,190.87
<a href="#">02-1-00-72201</a>	LEASE RECEIVABLE	325,126.00
<a href="#">02-1-00-72211</a>	RECEIVABLE FROM GATEWAY BUSINESS P.	37,260.00
<a href="#">02-1-00-72233</a>	DUE FROM SLV HOUSING COALTION	2,525.58
	<b>Total Assets:</b>	<b>11,739,782.34</b>
		<b><u>11,739,782.34</u></b>
<b>Liability</b>		
<a href="#">02-2-00-81110</a>	A/P CURRENT	2,070.32
<a href="#">02-2-00-81112</a>	BONDS PAYABLE	9,050.00
<a href="#">02-2-00-81116</a>	INFRASTRUCTURE ESCROW	131,081.25
<a href="#">02-2-00-81211</a>	EVIDENCE HOLDING PAYABLE	77,819.90
<a href="#">02-2-00-81513</a>	SHOP WITH A COP	8,673.97
<a href="#">02-2-00-81901</a>	UNAVAILABLE REVENUE - LEASES	325,126.00
<a href="#">02-2-00-81910</a>	DEFERRED REVENUE ARPA GRANT	318,099.21
<a href="#">02-2-00-81911</a>	DEFERRED REVENUE	587,117.07
<a href="#">02-2-00-81912</a>	DEFERRED REVENUE GATEWAY BUSINESS	37,260.00
<a href="#">02-2-00-81913</a>	DEFERRED GRANT REVENUE	133,768.00
<a href="#">02-2-00-82119</a>	WORKMANS COMPENSATION	-0.57
<a href="#">02-2-00-82120</a>	UNEMPLOYMENT TAX	3,099.63
<a href="#">02-2-00-82211</a>	STATE WITHHOLDING	-0.74
<a href="#">02-2-00-82311</a>	PERA PENSION EMPLOYEE	18.72
<a href="#">02-2-00-82319</a>	POLICE PENSION-EMPLOYEE	-0.63
<a href="#">02-2-00-82419</a>	VALLEY ATHLETICS	70.00
<a href="#">02-2-00-82420</a>	GOLF MEMBERSHIP	1,686.10
<a href="#">02-2-00-82513</a>	LIFE INSURANCE WITHHOLDINGS	-11.94
<a href="#">02-2-00-82514</a>	FPPA DEATH & DISABILITY	-248.42
<a href="#">02-2-00-82516</a>	TASC	140.38
<a href="#">02-2-00-82517</a>	PERA INSURANCE	21.60

**Balance Sheet**

**As Of 07/31/2024**

<b>Account</b>	<b>Name</b>	<b>Balance</b>
<a href="#">02-2-00-82520</a>	AFLAC INSURANCE	1.27
<a href="#">02-2-00-82521</a>	CAIC INSURANCE	-40.25
<a href="#">02-2-00-82540</a>	DUE TO D. TURNER	2,315.85
	<b>Total Liability:</b>	<b>1,637,116.72</b>
<b>Equity</b>		
<a href="#">02-3-00-95511</a>	FUND BALANCE	9,318,265.32
<a href="#">02-3-00-95512</a>	FUND BALANCE DESIGNATED	923,905.00
<a href="#">02-3-00-95513</a>	RESERVE FOR TABOR	510,728.00
	<b>Total Beginning Equity:</b>	<b>10,752,898.32</b>
Total Revenue		9,966,776.91
Total Expense		10,617,009.61
<b>Revenues Over/Under Expenses</b>		<b>-650,232.70</b>
	<b>Total Equity and Current Surplus (Deficit):</b>	<b>10,102,665.62</b>
	<b>Total Liabilities, Equity and Current Surplus (Deficit):</b>	<b><u>11,739,782.34</u></b>

**Balance Sheet**

**As Of 07/31/2024**

Account	Name	Balance	
<b>Fund: 03 - ENTERPRISE FUND</b>			
<b>Assets</b>			
<a href="#">03-1-00-71121</a>	CASH IN BANK	6,310,515.43	
<a href="#">03-1-00-71606</a>	COLOTrust LEVEE	704,666.62	
<a href="#">03-1-00-71613</a>	COLOTrust ESCROW	17,768.61	
<a href="#">03-1-00-72112</a>	ALLOWANCE FOR DOUBTFUL ACCTS	-12,762.96	
<a href="#">03-1-00-72184</a>	ACCTS REC - WATER	85,352.58	
<a href="#">03-1-00-72185</a>	ACCTS REC - SEWER	39,894.52	
<a href="#">03-1-00-72186</a>	ACCTS REC - TRASH	30,090.61	
<a href="#">03-1-00-72189</a>	AR COVID-19 CONTRACTS	625.59	
<a href="#">03-1-00-72191</a>	OTHER ACCOUNTS RECEIVALBE	-2.00	
<a href="#">03-1-00-72194</a>	GRANTS RECEIVABLE	87,918.40	
<a href="#">03-1-00-73111</a>	MATERIAL & SUPPLIES INVENTORY	192,312.50	
<a href="#">03-1-00-77211</a>	BUILDINGS	876,382.10	
<a href="#">03-1-00-77213</a>	WASTEWATER TREATMENT PLANT	10,126,162.10	
<a href="#">03-1-00-77231</a>	STORAGE BUILDINGS	6,090.00	
<a href="#">03-1-00-77411</a>	WATER MAIN	22,754,733.58	
<a href="#">03-1-00-77415</a>	INVESTMENT IN WATER TOWER	3,497,444.54	
<a href="#">03-1-00-77416</a>	RANCH	500,000.00	
<a href="#">03-1-00-77417</a>	LAND	530,417.20	
<a href="#">03-1-00-77421</a>	WATER WELLS	1,068,070.11	
<a href="#">03-1-00-77422</a>	WATER SHARES-AUGMENTATION	1,461,422.00	
<a href="#">03-1-00-77423</a>	AUGMENTATION PLAN	64,129.00	
<a href="#">03-1-00-77431</a>	SEWER IMPROVEMENTS	12,081,994.78	
<a href="#">03-1-00-77451</a>	G O WELL	29,247.87	
<a href="#">03-1-00-77611</a>	VEHICLES	708,235.03	
<a href="#">03-1-00-77612</a>	EQUIPMENT-WATER	1,704,749.26	
<a href="#">03-1-00-77613</a>	EQUIPMENT-SEWER	1,119,455.42	
<a href="#">03-1-00-77614</a>	EQUIPMENT-SANITATION	352,169.34	
<a href="#">03-1-00-77615</a>	VEHICLES-SANITATION	1,075,706.74	
<a href="#">03-1-00-77616</a>	EQUIPMENT-WWTP	32,316.00	
<a href="#">03-1-00-77617</a>	EQUIPMENT-WTP	28,223.00	
<a href="#">03-1-00-77671</a>	METERS	475,694.66	
<a href="#">03-1-00-77675</a>	CONSTRUCTION IN PROGRESS	1,467,472.10	
<a href="#">03-1-00-77911</a>	ACCUMULATED DEPRECIATION	-28,818,250.66	
<a href="#">03-1-00-99989</a>	OPEB DEFERRED OUTFLOWS OF RESOURC	35,310.00	
<a href="#">03-1-00-99999</a>	DEFERRED OUTFLOWS OF RESOURCES	693,907.00	
	<b>Total Assets:</b>	<b>39,327,461.07</b>	<b><u>39,327,461.07</u></b>
<b>Liability</b>			
<a href="#">03-2-00-67501</a>	REFUNDS/UNAPPLIED CREDITS PAYABLE	22,793.50	
<a href="#">03-2-00-72188</a>	UTILITY DEPOSITS	19,000.00	
<a href="#">03-2-00-81113</a>	SALES TAX UNAPPLIED CREDITS	21.95	
<a href="#">03-2-00-81820</a>	NOTE PAYABLE	9,777,946.74	
<a href="#">03-2-00-81821</a>	CURRENT BOND PAYABLE	656,412.40	
<a href="#">03-2-00-81822</a>	BOND PAYABLE-WATER PROJECTS	2,130,000.00	
<a href="#">03-2-00-81823</a>	BOND PAYABLE-WATER PROJECTS CURREI	260,000.00	
<a href="#">03-2-00-81824</a>	BOND PREMIUM	258,983.16	
<a href="#">03-2-00-81853</a>	COMPENSATED ABSENCES PAYABLE	132,317.59	
<a href="#">03-2-00-81917</a>	DEFERRED REVENUE ESCROW	22,800.00	
<a href="#">03-2-00-82120</a>	UNEMPLOYMENT TAX	755.93	
<a href="#">03-2-00-82420</a>	GOLF MEMBERSHIP	1,390.00	
<a href="#">03-2-00-82513</a>	LIFE INSURANCE WITHHOLDINGS	-2.48	
<a href="#">03-2-00-99990</a>	OPEB DEFERRED INFLOWS OF RESOURCES	37,950.00	
<a href="#">03-2-00-99991</a>	DEFERRED INFLOWS OF RESOURCES	10,273.00	
<a href="#">03-2-00-99997</a>	OPEB PENSION LIABILITY	83,240.00	
<a href="#">03-2-00-99998</a>	NET PENSION LIABILITY	1,288,799.00	
	<b>Total Liability:</b>	<b>14,702,680.79</b>	
<b>Equity</b>			
<a href="#">03-3-00-91125</a>	CONTR CAP FROM STATE GOVT	701,039.51	

**Balance Sheet****As Of 07/31/2024**

<b>Account</b>	<b>Name</b>	<b>Balance</b>
<a href="#">03-3-00-91141</a>	CONTR CAP - CUSTOMER	1,234,945.20
<a href="#">03-3-00-91151</a>	CONTR CAP-CDBG	1,462,679.96
<a href="#">03-3-00-91161</a>	CONTRIBUTED CAPITAL-GOVERNMENT	4,866,179.51
<a href="#">03-3-00-95511</a>	FUND BALANCE	17,424,940.45
<a href="#">03-3-00-95513</a>	RESERVE FOR TABOR	50,943.00
<a href="#">03-3-00-99999</a>	RETAINED EARNINGS	-104,898.00
	<b>Total Beginning Equity:</b>	<b>25,635,829.63</b>
Total Revenue		5,858,449.31
Total Expense		6,869,498.66
<b>Revenues Over/Under Expenses</b>		<b>-1,011,049.35</b>
	<b>Total Equity and Current Surplus (Deficit):</b>	<b>24,624,780.28</b>
	<b>Total Liabilities, Equity and Current Surplus (Deficit):</b>	<b><u>39,327,461.07</u></b>

**Balance Sheet**

**As Of 07/31/2024**

<b>Account</b>	<b>Name</b>	<b>Balance</b>	
<b>Fund: 04 - CAPITAL IMPROVEMENTS</b>			
<b>Assets</b>			
<a href="#">04-1-00-71121</a>	CASH IN BANK	1,630,289.58	
	<b>Total Assets:</b>	<u>1,630,289.58</u>	<u>1,630,289.58</u>
<b>Liability</b>			
	<b>Total Liability:</b>	<u>0.00</u>	
<b>Equity</b>			
<a href="#">04-3-00-95511</a>	FUND BALANCE	1,482,762.58	
<a href="#">04-3-00-95512</a>	FUND BALANCE DESIGNATED	93,600.00	
	<b>Total Beginning Equity:</b>	<u>1,576,362.58</u>	
Total Revenue		461,000.00	
Total Expense		<u>407,073.00</u>	
<b>Revenues Over/Under Expenses</b>		<b>53,927.00</b>	
	<b>Total Equity and Current Surplus (Deficit):</b>	<b>1,630,289.58</b>	
	<b>Total Liabilities, Equity and Current Surplus (Deficit):</b>		<u><b>1,630,289.58</b></u>



**Balance Sheet**

**As Of 07/31/2024**

<b>Account</b>	<b>Name</b>	<b>Balance</b>	
<b>Fund: 05 - STREETS TRUST FUND</b>			
<b>Assets</b>			
<a href="#">05-1-00-71121</a>	CASH IN BANK	1,306,907.63	
<a href="#">05-1-00-72151</a>	SALES TAX RECEIVABLE	162,879.66	
	<b>Total Assets:</b>	<u>1,469,787.29</u>	<u>1,469,787.29</u>
<b>Liability</b>			
	<b>Total Liability:</b>	<u>0.00</u>	
<b>Equity</b>			
<a href="#">05-3-00-95511</a>	FUND BALANCE	1,129,413.32	
	<b>Total Beginning Equity:</b>	<u>1,129,413.32</u>	
Total Revenue		1,580,832.42	
Total Expense		<u>1,240,458.45</u>	
<b>Revenues Over/Under Expenses</b>		<b>340,373.97</b>	
	<b>Total Equity and Current Surplus (Deficit):</b>	<b>1,469,787.29</b>	
	<b>Total Liabilities, Equity and Current Surplus (Deficit):</b>		<u>1,469,787.29</u>

**Balance Sheet**

**As Of 07/31/2024**

<b>Account</b>	<b>Name</b>	<b>Balance</b>	
<b>Fund: 06 - CEMETERY ENDOWMENT</b>			
<b>Assets</b>			
<a href="#">06-1-00-71121</a>	CASH IN BANK	159,438.84	
	<b>Total Assets:</b>	<u>159,438.84</u>	<u>159,438.84</u>
<b>Liability</b>			
	<b>Total Liability:</b>	<u>0.00</u>	
<b>Equity</b>			
<a href="#">06-3-00-95511</a>	FUND BALANCE	144,445.05	
<a href="#">06-3-00-95512</a>	FUND BALANCE DESIGNATED	8,000.00	
	<b>Total Beginning Equity:</b>	<u>152,445.05</u>	
Total Revenue		18,034.51	
Total Expense		<u>11,040.72</u>	
<b>Revenues Over/Under Expenses</b>		<b>6,993.79</b>	
	<b>Total Equity and Current Surplus (Deficit):</b>	<b>159,438.84</b>	
	<b>Total Liabilities, Equity and Current Surplus (Deficit):</b>		<u><u>159,438.84</u></u>

**Balance Sheet**

**As Of 07/31/2024**

<b>Account</b>	<b>Name</b>	<b>Balance</b>	
<b>Fund: 09 - FIREMEN'S PENSION</b>			
<b>Assets</b>			
<a href="#">09-1-00-71121</a>	CASH IN BANK	43,552.84	
<a href="#">09-1-00-72152</a>	PROPERTY TAX RECEIVABLE	45,308.08	
	<b>Total Assets:</b>	<b>88,860.92</b>	<b><u>88,860.92</u></b>
<b>Liability</b>			
<a href="#">09-2-00-81911</a>	DEFERRED REVENUE	45,308.08	
	<b>Total Liability:</b>	<b>45,308.08</b>	
<b>Equity</b>			
<a href="#">09-3-00-95511</a>	FUND BALANCE	117.75	
	<b>Total Beginning Equity:</b>	<b>117.75</b>	
Total Revenue		43,435.09	
Total Expense		0.00	
<b>Revenues Over/Under Expenses</b>		<b>43,435.09</b>	
	<b>Total Equity and Current Surplus (Deficit):</b>	<b>43,552.84</b>	
	<b>Total Liabilities, Equity and Current Surplus (Deficit):</b>		<b><u>88,860.92</u></b>

**Balance Sheet**

**As Of 07/31/2024**

<b>Account</b>	<b>Name</b>	<b>Balance</b>	
<b>Fund: 11 - CONSERVATION TRUST</b>			
<b>Assets</b>			
<a href="#">11-1-00-71121</a>	CASH IN BANK	197,605.80	
	<b>Total Assets:</b>	<u>197,605.80</u>	<u>197,605.80</u>
<b>Liability</b>			
	<b>Total Liability:</b>	<u>0.00</u>	
<b>Equity</b>			
<a href="#">11-3-00-95511</a>	FUND BALANCE	204,493.34	
<a href="#">11-3-00-95512</a>	FUND BALANCE DESIGNATED	9,000.00	
	<b>Total Beginning Equity:</b>	<u>213,493.34</u>	
Total Revenue		66,234.50	
Total Expense		<u>82,122.04</u>	
<b>Revenues Over/Under Expenses</b>		<b>-15,887.54</b>	
	<b>Total Equity and Current Surplus (Deficit):</b>	<b>197,605.80</b>	
	<b>Total Liabilities, Equity and Current Surplus (Deficit):</b>		<u><u>197,605.80</u></u>

**Balance Sheet**

**As Of 07/31/2024**

<b>Account</b>	<b>Name</b>	<b>Balance</b>	
<b>Fund: 12 - ACLC DEBT SERVICE</b>			
<b>Assets</b>			
<a href="#">12-1-00-71121</a>	CASH IN BANK	72,592.57	
	<b>Total Assets:</b>	<u>72,592.57</u>	<u>72,592.57</u>
<b>Liability</b>			
	<b>Total Liability:</b>	<u>0.00</u>	
<b>Equity</b>			
<a href="#">12-3-00-95511</a>	FUND BALANCE	3,013.82	
	<b>Total Beginning Equity:</b>	<u>3,013.82</u>	
Total Revenue		532,469.25	
Total Expense		<u>462,890.50</u>	
<b>Revenues Over/Under Expenses</b>		<b>69,578.75</b>	
	<b>Total Equity and Current Surplus (Deficit):</b>	<b>72,592.57</b>	
	<b>Total Liabilities, Equity and Current Surplus (Deficit):</b>		<u><u>72,592.57</u></u>

**Balance Sheet**

**As Of 07/31/2024**

<b>Account</b>	<b>Name</b>	<b>Balance</b>	
<b>Fund: 13 - EMPLOYEE BENEFIT</b>			
<b>Assets</b>			
<a href="#">13-1-00-71121</a>	CASH IN BANK	1,259,522.23	
	<b>Total Assets:</b>	<b>1,259,522.23</b>	<b><u>1,259,522.23</u></b>
<b>Liability</b>			
<a href="#">13-2-00-81110</a>	A/P CURRENT	67.29	
	<b>Total Liability:</b>	<b>67.29</b>	
<b>Equity</b>			
<a href="#">13-3-00-95511</a>	FUND BALANCE	1,168,849.02	
	<b>Total Beginning Equity:</b>	<b>1,168,849.02</b>	
Total Revenue		916,947.68	
Total Expense		826,341.76	
<b>Revenues Over/Under Expenses</b>		<b>90,605.92</b>	
	<b>Total Equity and Current Surplus (Deficit):</b>	<b>1,259,454.94</b>	
	<b>Total Liabilities, Equity and Current Surplus (Deficit):</b>		<b><u>1,259,522.23</u></b>

**Balance Sheet**

**As Of 07/31/2024**

Account	Name	Balance	
<b>Fund: 19 - COMMUNITY RECREATION</b>			
<b>Assets</b>			
<a href="#">19-1-00-71121</a>	CASH IN BANK	1,326,657.42	
<a href="#">19-1-00-71135</a>	PETTY CASH	280.00	
<a href="#">19-1-00-71136</a>	ICE RINK/MP BANK	140.00	
<a href="#">19-1-00-71620</a>	RECREATION TRUST FUND	203,867.06	
<a href="#">19-1-00-72151</a>	SALES TAX RECEIVABLE	162,879.68	
<a href="#">19-1-00-73111</a>	INVENTORY	49,204.76	
	<b>Total Assets:</b>	<b>1,743,028.92</b>	<b><u>1,743,028.92</u></b>
<b>Liability</b>			
<a href="#">19-2-00-81110</a>	A/P CURRENT	-376.93	
<a href="#">19-2-00-81114</a>	SALES TAX PAYABLE	4,273.25	
<a href="#">19-2-00-81912</a>	DEFERRED REVENUE	88,533.12	
<a href="#">19-2-00-81950</a>	Security Deposit GC Restaurant	3,000.00	
<a href="#">19-2-00-82120</a>	UNEMPLOYMENT TAX	839.61	
<a href="#">19-2-00-82420</a>	GOLF MEMBERSHIP	759.91	
<a href="#">19-2-00-82425</a>	GOLF GIFT CARDS/CLUB CREDIT	11,374.03	
<a href="#">19-2-00-82513</a>	LIFE INSURANCE WITHHOLDINGS	-0.48	
<a href="#">19-2-00-82520</a>	AFLAC INSURANCE	-1.27	
<a href="#">19-2-00-82521</a>	CAIC INSURANCE	-3.20	
	<b>Total Liability:</b>	<b>108,398.04</b>	
<b>Equity</b>			
<a href="#">19-3-00-95511</a>	FUND BALANCE	1,331,059.15	
<a href="#">19-3-00-95512</a>	FUND BALANCE DESIGNATED	58,520.00	
	<b>Total Beginning Equity:</b>	<b>1,389,579.15</b>	
Total Revenue		2,174,106.75	
Total Expense		1,929,055.02	
<b>Revenues Over/Under Expenses</b>		<b>245,051.73</b>	
	<b>Total Equity and Current Surplus (Deficit):</b>	<b>1,634,630.88</b>	
	<b>Total Liabilities, Equity and Current Surplus (Deficit):</b>		<b><u>1,743,028.92</u></b>

**Balance Sheet**

**As Of 07/31/2024**

<b>Account</b>	<b>Name</b>	<b>Balance</b>	
<b>Fund: 31 - ENTERPRISE DEBT FUND</b>			
<b>Assets</b>			
<a href="#">31-1-00-71121</a>	CASH IN BANK	1,686,810.10	
<a href="#">31-1-00-72151</a>	SALES TAX RECEIVABLE	162,879.67	
	<b>Total Assets:</b>	<b>1,849,689.77</b>	<b><u>1,849,689.77</u></b>
<b>Liability</b>			
<a href="#">31-2-00-81820</a>	NOTE PAYABLE	-7,621,165.05	
	<b>Total Liability:</b>	<b>-7,621,165.05</b>	
<b>Equity</b>			
<a href="#">31-3-00-95511</a>	FUND BALANCE	10,366,553.00	
	<b>Total Beginning Equity:</b>	<b>10,366,553.00</b>	
Total Revenue		1,080,832.42	
Total Expense		1,976,530.60	
<b>Revenues Over/Under Expenses</b>		<b>-895,698.18</b>	
	<b>Total Equity and Current Surplus (Deficit):</b>	<b>9,470,854.82</b>	
	<b>Total Liabilities, Equity and Current Surplus (Deficit):</b>		<b><u>1,849,689.77</u></b>





# Budget Report Account Summary

For Fiscal: 2024 Period Ending: 07/31/2024

		Original Total Budget	Current Total Budget	Period Activity	Fiscal Activity	Variance (Unfavorable)	Percent Remaining
<b>Fund: 02 - GENERAL FUND</b>							
<b>Department: 00 - UNDESIGNATED</b>							
<a href="#">02-4-00-61111</a>	GENERAL PROPERTY TAXES	571,200.00	571,200.00	112,637.58	665,599.36	94,399.36	116.53 %
<a href="#">02-4-00-61211</a>	SPECIFIC OWNERSHIP TAXES	81,600.00	81,600.00	8,786.81	50,315.19	-31,284.81	38.34 %
<a href="#">02-4-00-61311</a>	GENERAL SALES TAX	3,998,116.00	3,998,116.00	355,724.61	2,186,072.31	-1,812,043.69	45.32 %
<a href="#">02-4-00-61312</a>	CONSTRUCTION USE TAX REVENUE	102,000.00	102,000.00	6,085.37	46,597.83	-55,402.17	54.32 %
<a href="#">02-4-00-61321</a>	GENERAL SALES 1.2%	5,512,904.00	5,512,904.00	420,124.77	2,952,464.43	-2,560,439.57	46.44 %
<a href="#">02-4-00-61411</a>	CIGARETTE TAX	12,000.00	12,000.00	2,480.88	8,902.14	-3,097.86	25.82 %
<a href="#">02-4-00-61511</a>	ELECTRIC FRANCHISE	208,000.00	208,000.00	19,351.56	122,773.86	-85,226.14	40.97 %
<a href="#">02-4-00-61521</a>	OCCUPATIONAL TELEPHONE TAX	2,000.00	2,000.00	55.12	520.71	-1,479.29	73.96 %
<a href="#">02-4-00-61531</a>	TELEVISION FRANCHISE	63,240.00	63,240.00	0.00	15,156.92	-48,083.08	76.03 %
<a href="#">02-4-00-61541</a>	GAS FRANCHISE	122,400.00	122,400.00	6,119.57	85,668.13	-36,731.87	30.01 %
<a href="#">02-4-00-61570</a>	SOLAR LEASE REVENUE	6,389.00	6,389.00	0.00	6,389.30	0.30	100.00 %
<a href="#">02-4-00-62121</a>	GF PERMITS (ALL TYPES)	80,000.00	80,000.00	8,728.00	61,893.36	-18,106.64	22.63 %
<a href="#">02-4-00-62211</a>	GF LIQUOR LICENSES AND FEES	13,260.00	13,260.00	1,423.75	5,603.75	-7,656.25	57.74 %
<a href="#">02-4-00-62221</a>	GF SALES TAX LICENSES	8,000.00	8,000.00	115.00	1,375.00	-6,625.00	82.81 %
<a href="#">02-4-00-62222</a>	STR FEES	13,000.00	13,000.00	0.00	450.00	-12,550.00	96.54 %
<a href="#">02-4-00-62231</a>	GF CONTRACTORS LICENSES	3,060.00	3,060.00	25.00	1,370.00	-1,690.00	55.23 %
<a href="#">02-4-00-62251</a>	GF DOG LICENSES/POUND FEES	500.00	500.00	128.00	944.75	444.75	188.95 %
<a href="#">02-4-00-63006</a>	SOUP KITCHEN GRANT REVENUE	0.00	240,000.00	0.00	30,000.00	-210,000.00	87.50 %
<a href="#">02-4-00-63162</a>	STATE AND OTHER GRANTS	6,405,161.00	6,405,161.00	1,027,080.34	1,148,565.20	-5,256,595.80	82.07 %
<a href="#">02-4-00-63511</a>	GF STATE MOTOR VEH REG	32,640.00	32,640.00	2,916.30	16,136.74	-16,503.26	50.56 %
<a href="#">02-4-00-63521</a>	GF STATE HWY USERS TAX	295,800.00	295,800.00	29,470.08	170,804.97	-124,995.03	42.26 %
<a href="#">02-4-00-63620</a>	LEVEE PROJECT REVENUE	0.00	0.00	0.00	25,278.90	25,278.90	0.00 %
<a href="#">02-4-00-63684</a>	PD GRANT- OTHERS	14,000.00	14,000.00	4,272.39	11,039.07	-2,960.93	21.15 %
<a href="#">02-4-00-63699</a>	ARPA GRANT REVENUE	195,003.00	215,003.00	0.00	0.00	-215,003.00	100.00 %
<a href="#">02-4-00-64121</a>	02 CEMETERY OPEN/CLOSE FEES	18,000.00	18,000.00	1,150.00	7,175.00	-10,825.00	60.14 %
<a href="#">02-4-00-64211</a>	SPECIAL POLICE OVERTIME	500.00	500.00	25.00	275.00	-225.00	45.00 %
<a href="#">02-4-00-64212</a>	TRINIDAD STATE CONTRACT	0.00	0.00	225.00	225.00	225.00	0.00 %
<a href="#">02-4-00-64392</a>	MISCELLANEOUS FLEET MNX	1,500.00	1,500.00	0.00	0.00	-1,500.00	100.00 %
<a href="#">02-4-00-65100</a>	CREDIT CARD FEE REVENUE	0.00	5,000.00	0.00	240.18	-4,759.82	95.20 %
<a href="#">02-4-00-66111</a>	GF MUNICIPAL COURT FINES	81,600.00	69,600.00	12,824.01	79,859.50	10,259.50	114.74 %
<a href="#">02-4-00-66112</a>	RESTITUTION PAYMENTS	510.00	510.00	-1,716.00	-758.76	-1,268.76	248.78 %
<a href="#">02-4-00-66113</a>	VICTIM'S ASSISTANCE	255.00	255.00	-34.51	149.49	-105.51	41.38 %
<a href="#">02-4-00-66114</a>	POLICE DEPARTMENT SURCHARGE	0.00	12,000.00	1,725.00	11,050.00	-950.00	7.92 %
<a href="#">02-4-00-66121</a>	GF COUNTY COURT FINES	3,570.00	3,570.00	107.32	963.30	-2,606.70	73.02 %
<a href="#">02-4-00-68120</a>	SID	40,000.00	40,000.00	0.00	19,378.51	-20,621.49	51.55 %
<a href="#">02-4-00-68131</a>	DONATIONS	6,000.00	6,000.00	0.00	0.00	-6,000.00	100.00 %
<a href="#">02-4-00-68141</a>	LEASE AGREEMENT REVENUE	122,400.00	122,400.00	10,052.66	81,368.62	-41,031.38	33.52 %
<a href="#">02-4-00-68191</a>	GENERAL GOVT MISCELLANEOUS	138,720.00	138,720.00	9,720.95	96,041.48	-42,678.52	30.77 %
<a href="#">02-4-00-68195</a>	ARTSCAPE INCOME	1,530.00	1,530.00	2,400.00	3,400.00	1,870.00	222.22 %
<a href="#">02-4-00-68196</a>	ECONOMIC DEVELOPMENT REVEN...	48,500.00	48,500.00	0.00	51,500.00	3,000.00	106.19 %
<a href="#">02-4-00-68291</a>	GF OTHER PUBLIC SAFETY SERVICE	2,000.00	2,000.00	9,437.33	15,262.33	13,262.33	763.12 %
<a href="#">02-4-00-68292</a>	SPECIAL FIRE SERVICES	1,000.00	1,000.00	2,500.00	2,500.00	1,500.00	250.00 %
<a href="#">02-4-00-68294</a>	PD TRAINING FOUNDATION	0.00	0.00	14,816.94	69,902.80	69,902.80	0.00 %
<a href="#">02-4-00-68321</a>	GF CURB & GUTTER REPAIRS	25,000.00	25,000.00	0.00	0.00	-25,000.00	100.00 %
<a href="#">02-4-00-68371</a>	REFUND OF EXPENDITURES	5,000.00	5,000.00	30,764.96	38,765.98	33,765.98	775.32 %
<a href="#">02-4-00-68390</a>	GF OTHER PUBLIC WORKS SERVICES	5,000.00	5,000.00	548.00	5,367.75	367.75	107.36 %
<a href="#">02-4-00-69002</a>	PASS THRU GRANTS-JAG	37,500.00	37,500.00	24,928.80	24,928.80	-12,571.20	33.52 %
<a href="#">02-4-00-69003</a>	DOJ COSSAP GRANT	199,999.00	199,999.00	0.00	34,131.80	-165,867.20	82.93 %
<a href="#">02-4-00-69004</a>	DOJ CO-RESPONDER GRANT	197,300.00	197,300.00	0.00	0.00	-197,300.00	100.00 %
<a href="#">02-4-00-69005</a>	LEAD GRANT REVENUE	585,000.00	585,000.00	44,251.40	130,053.01	-454,946.99	77.77 %

Budget Report

For Fiscal: 2024 Period Ending: 07/31/2024

		Original	Current	Period	Fiscal	Variance	Percent
		Total Budget	Total Budget	Activity	Activity	Favorable (Unfavorable)	Remaining
<a href="#">02-4-00-69292</a>	TRANSFER IN	1,055,895.87	1,112,968.87	0.00	1,112,968.87	0.00	0.00 %
<a href="#">02-4-00-71710</a>	INTEREST FSWB	1,000.00	1,000.00	74.83	307.26	-692.74	69.27 %
<a href="#">02-4-00-71711</a>	INTEREST ON INVESTMENTS	300,000.00	300,000.00	0.00	567,799.07	267,799.07	189.27 %
<b>Department: 00 - UNDESIGNATED Total:</b>		<b>20,618,052.87</b>	<b>20,940,125.87</b>	<b>2,169,326.82</b>	<b>9,966,776.91</b>	<b>-10,973,348.96</b>	<b>52.40%</b>
<b>Department: 10 - CITY COUNCIL</b>							
<a href="#">02-5-10-11112</a>	PART TIME SALARIES	36,000.00	36,000.00	3,000.00	20,600.00	15,400.00	42.78 %
<a href="#">02-5-10-13111</a>	PERA/ICMA	5,314.00	5,314.00	458.20	3,148.28	2,165.72	40.75 %
<a href="#">02-5-10-14151</a>	MEDICARE	522.00	522.00	43.50	298.70	223.30	42.78 %
<a href="#">02-5-10-14211</a>	WORKMENS COMPENSATION	250.00	250.00	22.99	132.42	117.58	47.03 %
<a href="#">02-5-10-14611</a>	UNEMPLOYMENT INSURANCE	108.00	108.00	0.00	0.00	108.00	100.00 %
<a href="#">02-5-10-22791</a>	MISCELLANEOUS SUPPLIES	1,050.00	1,050.00	389.00	902.32	147.68	14.06 %
<a href="#">02-5-10-31312</a>	ADMIN- PUBLIC RELATION	14,200.00	14,200.00	1,550.00	7,226.72	6,973.28	49.11 %
<a href="#">02-5-10-32111</a>	TRAINING & TRAVEL	26,500.00	26,500.00	1,194.08	11,734.57	14,765.43	55.72 %
<a href="#">02-5-10-32311</a>	MEMBERSHIP & DUES	25,053.00	25,053.00	0.00	24,883.00	170.00	0.68 %
<a href="#">02-5-10-33202</a>	WIRELESS SERVICE	3,000.00	3,000.00	244.61	1,398.99	1,601.01	53.37 %
<b>Department: 10 - CITY COUNCIL Total:</b>		<b>111,997.00</b>	<b>111,997.00</b>	<b>6,902.38</b>	<b>70,325.00</b>	<b>41,672.00</b>	<b>37.21%</b>
<b>Department: 11 - LEGAL SERVICES</b>							
<a href="#">02-5-11-11111</a>	FULL TIME SALARIES	131,877.00	131,877.00	10,051.24	75,077.39	56,799.61	43.07 %
<a href="#">02-5-11-13111</a>	PERA/ICMA	19,465.00	19,465.00	1,474.48	11,018.79	8,446.21	43.39 %
<a href="#">02-5-11-14151</a>	MEDICARE	1,912.00	1,912.00	145.75	1,088.67	823.33	43.06 %
<a href="#">02-5-11-14211</a>	WORKMENS COMPENSATION	200.00	200.00	18.00	103.68	96.32	48.16 %
<a href="#">02-5-11-14311</a>	MEDICAL/DENTAL INSURANCE	16,471.00	16,471.00	1,241.80	8,096.92	8,374.08	50.84 %
<a href="#">02-5-11-14312</a>	LIFE INSURANCE	328.00	328.00	0.00	0.00	328.00	100.00 %
<a href="#">02-5-11-14611</a>	UNEMPLOYMENT INSURANCE	396.00	396.00	20.11	150.21	245.79	62.07 %
<a href="#">02-5-11-21121</a>	LITERATURE-BOOKS	450.00	450.00	136.00	136.00	314.00	69.78 %
<a href="#">02-5-11-32111</a>	TRAINING & TRAVEL	4,000.00	4,000.00	139.89	2,531.35	1,468.65	36.72 %
<a href="#">02-5-11-32311</a>	MEMBERSHIP & DUES	800.00	800.00	0.00	440.00	360.00	45.00 %
<a href="#">02-5-11-35501</a>	OTHER EXPENSES	75.00	75.00	0.00	0.00	75.00	100.00 %
<a href="#">02-5-11-39602</a>	LEGAL-SERVICES	2,000.00	2,000.00	0.00	690.30	1,309.70	65.49 %
<a href="#">02-5-11-39604</a>	SUBPOENA SERVICE	800.00	800.00	0.00	155.00	645.00	80.63 %
<b>Department: 11 - LEGAL SERVICES Total:</b>		<b>178,774.00</b>	<b>178,774.00</b>	<b>13,227.27</b>	<b>99,488.31</b>	<b>79,285.69</b>	<b>44.35%</b>
<b>Department: 12 - MUNICIPAL COURT</b>							
<a href="#">02-5-12-11111</a>	FULL TIME SALARIES	109,692.00	109,692.00	8,541.84	63,579.17	46,112.83	42.04 %
<a href="#">02-5-12-11112</a>	PART TIME SALARIES	50,878.00	50,878.00	3,963.10	29,590.73	21,287.27	41.84 %
<a href="#">02-5-12-12111</a>	FULL TIME OVERTIME	228.00	228.00	0.00	0.00	228.00	100.00 %
<a href="#">02-5-12-13111</a>	PERA/ICMA	23,734.00	23,734.00	1,816.07	13,378.34	10,355.66	43.63 %
<a href="#">02-5-12-14151</a>	MEDICARE	2,332.00	2,332.00	171.05	1,284.00	1,048.00	44.94 %
<a href="#">02-5-12-14211</a>	WORKMENS COMPENSATION	250.00	250.00	22.56	129.94	120.06	48.02 %
<a href="#">02-5-12-14311</a>	MEDICAL/DENTAL INSURANCE	27,929.00	27,929.00	2,106.24	13,732.70	14,196.30	50.83 %
<a href="#">02-5-12-14312</a>	LIFE INSURANCE	479.00	479.00	0.00	0.00	479.00	100.00 %
<a href="#">02-5-12-14611</a>	UNEMPLOYMENT INSURANCE	482.00	482.00	23.58	177.02	304.98	63.27 %
<a href="#">02-5-12-21111</a>	GENERAL OFFICE SUPPLIES	400.00	400.00	0.00	100.47	299.53	74.88 %
<a href="#">02-5-12-32111</a>	TRAINING & TRAVEL	5,500.00	5,500.00	2,156.40	2,750.40	2,749.60	49.99 %
<a href="#">02-5-12-32311</a>	MEMBERSHIP & DUES	610.00	610.00	510.00	610.00	0.00	0.00 %
<a href="#">02-5-12-35501</a>	OTHER EXPENSES	5,000.00	5,000.00	742.66	3,121.24	1,878.76	37.58 %
<a href="#">02-5-12-37900</a>	PASS THRU GRANTS-JAG	37,500.00	37,500.00	0.00	12,409.80	25,090.20	66.91 %
<a href="#">02-5-12-37995</a>	JAIL FEES	30,000.00	30,000.00	0.00	4,047.39	25,952.61	86.51 %
<a href="#">02-5-12-37996</a>	LOCAL ALTERNATIVE SENTENCING	15,000.00	15,000.00	0.00	0.00	15,000.00	100.00 %
<a href="#">02-5-12-39602</a>	LEGAL-SERVICES	6,000.00	6,000.00	1,012.50	2,918.50	3,081.50	51.36 %
<a href="#">02-5-12-39605</a>	BAILIFF SERVICES	7,500.00	7,500.00	1,112.50	3,200.00	4,300.00	57.33 %
<b>Department: 12 - MUNICIPAL COURT Total:</b>		<b>323,514.00</b>	<b>323,514.00</b>	<b>22,178.50</b>	<b>151,029.70</b>	<b>172,484.30</b>	<b>53.32%</b>
<b>Department: 13 - CITY MANAGER</b>							
<a href="#">02-5-13-11111</a>	FULL TIME SALARIES	266,778.00	266,778.00	21,277.35	158,680.97	108,097.03	40.52 %
<a href="#">02-5-13-12111</a>	FULL TIME OVERTIME	228.00	228.00	0.77	21.16	206.84	90.72 %
<a href="#">02-5-13-13111</a>	PERA/ICMA	40,951.00	40,951.00	3,482.60	26,202.21	14,748.79	36.02 %
<a href="#">02-5-13-14151</a>	MEDICARE	3,872.00	3,872.00	511.58	2,353.22	1,518.78	39.22 %
<a href="#">02-5-13-14211</a>	WORKMENS COMPENSATION	390.00	390.00	35.57	204.87	185.13	47.47 %

Budget Report

For Fiscal: 2024 Period Ending: 07/31/2024

		Original	Current	Period	Fiscal	Variance	Percent
		Total Budget	Total Budget	Activity	Activity	Favorable (Unfavorable)	Remaining
<a href="#">02-5-13-14311</a>	MEDICAL/DENTAL INSURANCE	58,460.00	58,460.00	4,409.22	28,747.65	29,712.35	50.83 %
<a href="#">02-5-13-14312</a>	LIFE INSURANCE	1,033.00	1,033.00	0.00	0.00	1,033.00	100.00 %
<a href="#">02-5-13-14611</a>	UNEMPLOYMENT INSURANCE	801.00	801.00	39.03	293.87	507.13	63.31 %
<a href="#">02-5-13-21111</a>	GENERAL OFFICE SUPPLIES	150.00	150.00	0.00	73.78	76.22	50.81 %
<a href="#">02-5-13-21121</a>	LITERATURE-BOOKS	150.00	150.00	0.00	135.00	15.00	10.00 %
<a href="#">02-5-13-32111</a>	TRAINING & TRAVEL	5,500.00	5,500.00	655.55	3,345.41	2,154.59	39.17 %
<a href="#">02-5-13-32311</a>	MEMBERSHIP & DUES	1,630.00	1,630.00	0.00	240.00	1,390.00	85.28 %
<a href="#">02-5-13-33211</a>	TELEPHONE	700.00	700.00	43.99	264.06	435.94	62.28 %
<a href="#">02-5-13-35112</a>	OUTSIDE SERVICES	2,000.00	2,000.00	0.00	1,411.74	588.26	29.41 %
<a href="#">02-5-13-35501</a>	OTHER EXPENSES	450.00	1,950.00	-50.00	84.80	1,865.20	95.65 %
<a href="#">02-5-13-35550</a>	PUBLIC ENGAGEMENT	14,600.00	14,600.00	1,685.66	8,238.86	6,361.14	43.57 %
<b>Department: 13 - CITY MANAGER Total:</b>		<b>397,693.00</b>	<b>399,193.00</b>	<b>32,091.32</b>	<b>230,297.60</b>	<b>168,895.40</b>	<b>42.31%</b>
<b>Department: 14 - CITY CLERK</b>							
<a href="#">02-5-14-11111</a>	FULL TIME SALARIES	83,824.00	83,824.00	6,529.46	48,752.62	35,071.38	41.84 %
<a href="#">02-5-14-11112</a>	PART TIME SALARIES	10,000.00	20,000.00	1,454.49	6,535.89	13,464.11	67.32 %
<a href="#">02-5-14-13111</a>	PERA/ICMA	13,848.00	13,848.00	1,109.14	7,693.57	6,154.43	44.44 %
<a href="#">02-5-14-14151</a>	MEDICARE	1,360.00	1,360.00	108.81	754.77	605.23	44.50 %
<a href="#">02-5-14-14211</a>	WORKMENS COMPENSATION	120.00	120.00	10.85	62.49	57.51	47.93 %
<a href="#">02-5-14-14311</a>	MEDICAL/DENTAL INSURANCE	14,359.00	14,359.00	1,082.78	7,059.79	7,299.21	50.83 %
<a href="#">02-5-14-14312</a>	LIFE INSURANCE	277.00	277.00	0.00	0.00	277.00	100.00 %
<a href="#">02-5-14-14611</a>	UNEMPLOYMENT INSURANCE	281.00	281.00	15.23	105.78	175.22	62.36 %
<a href="#">02-5-14-21111</a>	GENERAL OFFICE SUPPLIES	400.00	400.00	0.00	84.63	315.37	78.84 %
<a href="#">02-5-14-21211</a>	CODE SUPPLEMENTS	6,000.00	6,000.00	5,788.66	6,063.66	-63.66	-1.06 %
<a href="#">02-5-14-22791</a>	MISCELLANEOUS SUPPLIES	150.00	150.00	0.00	0.00	150.00	100.00 %
<a href="#">02-5-14-32111</a>	TRAINING & TRAVEL	5,000.00	13,000.00	2,501.54	13,626.04	-626.04	-4.82 %
<a href="#">02-5-14-32311</a>	MEMBERSHIP & DUES	515.00	515.00	0.00	235.00	280.00	54.37 %
<a href="#">02-5-14-33121</a>	LEGAL ADVERTISING	4,000.00	4,000.00	709.50	1,735.14	2,264.86	56.62 %
<a href="#">02-5-14-33122</a>	RECORDING FEES	500.00	500.00	84.00	172.00	328.00	65.60 %
<a href="#">02-5-14-33211</a>	TELEPHONE	600.00	600.00	45.47	273.94	326.06	54.34 %
<a href="#">02-5-14-35501</a>	OTHER EXPENSES	300.00	300.00	513.50	750.50	-450.50	-150.17 %
<b>Department: 14 - CITY CLERK Total:</b>		<b>141,534.00</b>	<b>159,534.00</b>	<b>19,953.43</b>	<b>93,905.82</b>	<b>65,628.18</b>	<b>41.14%</b>
<b>Department: 15 - HR/RISK MANAGEMENT</b>							
<a href="#">02-5-15-11111</a>	FULL TIME SALARIES	94,061.00	94,061.00	7,291.66	54,451.26	39,609.74	42.11 %
<a href="#">02-5-15-13111</a>	PERA	13,883.00	13,883.00	990.44	7,464.37	6,418.63	46.23 %
<a href="#">02-5-15-14151</a>	MEDICARE	1,364.00	1,364.00	97.16	732.26	631.74	46.32 %
<a href="#">02-5-15-14211</a>	WORKMENS COMPENSATION	110.00	110.00	10.20	58.74	51.26	46.60 %
<a href="#">02-5-15-14311</a>	MEDICAL/DENTAL INSURANCE	19,487.00	19,487.00	1,469.74	9,582.55	9,904.45	50.83 %
<a href="#">02-5-15-14312</a>	LIFE INSURANCE	290.00	290.00	0.00	0.00	290.00	100.00 %
<a href="#">02-5-15-14611</a>	UNEMPLOYMENT INSURANCE	282.00	282.00	13.44	101.30	180.70	64.08 %
<a href="#">02-5-15-21111</a>	GENERAL OFFICE SUPPLIES	500.00	500.00	0.00	158.64	341.36	68.27 %
<a href="#">02-5-15-21121</a>	LITERATURE-BOOKS	400.00	400.00	0.00	0.00	400.00	100.00 %
<a href="#">02-5-15-31961</a>	RECRUITMENT	14,430.00	14,430.00	0.00	4,933.54	9,496.46	65.81 %
<a href="#">02-5-15-31962</a>	RECRUITMENT TESTING	20,150.00	20,150.00	2,208.50	9,132.99	11,017.01	54.67 %
<a href="#">02-5-15-31963</a>	MISCELLANEOUS DRUG TESTING	6,000.00	6,000.00	0.00	1,354.00	4,646.00	77.43 %
<a href="#">02-5-15-32111</a>	TRAINING & TRAVEL	5,000.00	5,000.00	18.44	2,518.91	2,481.09	49.62 %
<a href="#">02-5-15-32311</a>	MEMBERSHIP & DUES	750.00	750.00	0.00	0.00	750.00	100.00 %
<a href="#">02-5-15-35112</a>	OUTSIDE SERVICES	3,000.00	3,000.00	0.00	0.00	3,000.00	100.00 %
<a href="#">02-5-15-35501</a>	OTHER EXPENSES	4,700.00	4,700.00	0.00	1,650.12	3,049.88	64.89 %
<a href="#">02-5-15-39203</a>	INSURANCE	492,676.80	385,090.52	0.00	380,420.57	4,669.95	1.21 %
<b>Department: 15 - HR/RISK MANAGEMENT Total:</b>		<b>677,083.80</b>	<b>569,497.52</b>	<b>12,099.58</b>	<b>472,559.25</b>	<b>96,938.27</b>	<b>17.02%</b>
<b>Department: 16 - FINANCE DEPARTMENT</b>							
<a href="#">02-5-16-11111</a>	FULL TIME SALARIES	270,445.00	270,445.00	20,938.40	157,663.97	112,781.03	41.70 %
<a href="#">02-5-16-12111</a>	FULL TIME OVERTIME	844.00	844.00	5.74	194.46	649.54	76.96 %
<a href="#">02-5-16-13111</a>	PERA/ICMA	40,042.00	40,042.00	3,257.33	24,411.02	15,630.98	39.04 %
<a href="#">02-5-16-14151</a>	MEDICARE	3,934.00	3,934.00	276.97	2,108.20	1,825.80	46.41 %
<a href="#">02-5-16-14211</a>	WORKMENS COMPENSATION	50.00	50.00	3.86	22.23	27.77	55.54 %
<a href="#">02-5-16-14311</a>	MEDICAL/DENTAL INSURANCE	53,349.00	53,349.00	4,023.42	26,232.49	27,116.51	50.83 %

Budget Report

For Fiscal: 2024 Period Ending: 07/31/2024

		Original	Current	Period	Fiscal	Variance	
		Total Budget	Total Budget	Activity	Activity	Favorable	Percent
						(Unfavorable)	Remaining
<a href="#">02-5-16-14312</a>	LIFE INSURANCE	1,130.00	1,130.00	0.00	0.00	1,130.00	100.00 %
<a href="#">02-5-16-14611</a>	UNEMPLOYMENT INSURANCE	814.00	814.00	38.56	293.45	520.55	63.95 %
<a href="#">02-5-16-21111</a>	GENERAL OFFICE SUPPLIES	3,700.00	3,700.00	317.33	1,033.88	2,666.12	72.06 %
<a href="#">02-5-16-21121</a>	LITERATURE-BOOKS	300.00	300.00	0.00	135.00	165.00	55.00 %
<a href="#">02-5-16-21131</a>	POSTAGE	20,000.00	20,000.00	1,655.13	12,728.16	7,271.84	36.36 %
<a href="#">02-5-16-21221</a>	OUTSIDE PRINTING	5,500.00	5,500.00	838.65	2,967.49	2,532.51	46.05 %
<a href="#">02-5-16-22791</a>	MISCELLANEOUS SUPPLIES	500.00	500.00	0.00	25.99	474.01	94.80 %
<a href="#">02-5-16-31303</a>	ADMIN-AUDITING	75,000.00	75,000.00	59,000.00	59,000.00	16,000.00	21.33 %
<a href="#">02-5-16-31991</a>	OTHER PROFESSIONAL SERVICES	8,000.00	8,000.00	2,000.00	4,000.00	4,000.00	50.00 %
<a href="#">02-5-16-32111</a>	TRAINING & TRAVEL	4,500.00	4,500.00	140.08	703.19	3,796.81	84.37 %
<a href="#">02-5-16-32311</a>	MEMBERSHIP & DUES	1,000.00	1,000.00	0.00	65.00	935.00	93.50 %
<a href="#">02-5-16-35100</a>	OFFICE EQUIP/FURN/FIXT	250.00	250.00	0.00	0.00	250.00	100.00 %
<a href="#">02-5-16-35501</a>	OTHER EXPENSES	1,325.00	2,325.00	-2,608.01	912.97	1,412.03	60.73 %
<b>Department: 16 - FINANCE DEPARTMENT Total:</b>		<b>490,683.00</b>	<b>491,683.00</b>	<b>89,887.46</b>	<b>292,497.50</b>	<b>199,185.50</b>	<b>40.51%</b>
<b>Department: 17 - NON-DEPARTMENTAL</b>							
<a href="#">02-5-17-21131</a>	POSTAGE	9,000.00	9,000.00	870.55	3,784.39	5,215.61	57.95 %
<a href="#">02-5-17-21151</a>	PHOTOCOPIES	14,000.00	14,000.00	1,491.02	11,396.76	2,603.24	18.59 %
<a href="#">02-5-17-22111</a>	GAS & OIL	1,100.00	1,100.00	184.23	329.02	770.98	70.09 %
<a href="#">02-5-17-22791</a>	MISCELLANEOUS SUPPLIES	1,500.00	1,500.00	0.00	2,781.59	-1,281.59	-85.44 %
<a href="#">02-5-17-32211</a>	TUITION & TRAINING	5,000.00	5,000.00	0.00	0.00	5,000.00	100.00 %
<a href="#">02-5-17-33211</a>	TELEPHONE	20,000.00	20,000.00	1,667.98	10,039.44	9,960.56	49.80 %
<a href="#">02-5-17-33411</a>	ELECTRICAL/GAS SERVICES	76,000.00	76,000.00	5,400.03	38,788.50	37,211.50	48.96 %
<a href="#">02-5-17-35103</a>	OUTSIDE AGENCY FUNDING	70,000.00	70,000.00	0.00	33,350.00	36,650.00	52.36 %
<a href="#">02-5-17-35105</a>	SPONSORSHIP	22,000.00	25,000.00	0.00	15,000.00	10,000.00	40.00 %
<a href="#">02-5-17-35111</a>	VEHICLE REPAIR	500.00	500.00	0.00	0.00	500.00	100.00 %
<a href="#">02-5-17-35113</a>	VEHICLE REGISTRATION	125.00	125.00	2.91	81.47	43.53	34.82 %
<a href="#">02-5-17-35501</a>	OTHER EXPENSES	800.00	800.00	14.00	890.05	-90.05	-11.26 %
<a href="#">02-5-17-37918</a>	CDBG PASS THRU EXPENSE	0.00	20,000.00	0.00	0.00	20,000.00	100.00 %
<a href="#">02-5-17-44251</a>	COPIER LEASE PAYMENTS	33,592.00	33,592.00	2,215.43	12,468.05	21,123.95	62.88 %
<a href="#">02-5-17-45107</a>	EMPLOYEE AWARDS	11,000.00	11,000.00	79.46	2,446.90	8,553.10	77.76 %
<a href="#">02-5-17-46130</a>	SPECIAL PROJECTS	1,000.00	1,000.00	0.00	0.00	1,000.00	100.00 %
<a href="#">02-5-17-50001</a>	DEBT SERVICE GOLF COURSE	208,737.25	208,737.25	0.00	155,266.65	53,470.60	25.62 %
<a href="#">02-5-17-69812</a>	TRANSFERS OUT	392,469.25	392,469.25	0.00	392,469.25	0.00	0.00 %
<a href="#">02-5-17-70981</a>	BUILDING IMPROVEMENTS	240,000.00	240,000.00	0.00	0.00	240,000.00	100.00 %
<b>Department: 17 - NON-DEPARTMENTAL Total:</b>		<b>1,106,823.50</b>	<b>1,129,823.50</b>	<b>11,925.61</b>	<b>679,092.07</b>	<b>450,731.43</b>	<b>39.89%</b>
<b>Department: 18 - INFORMATION TECHNOLOGY</b>							
<a href="#">02-5-18-11111</a>	FULL TIME SALARIES	316,155.00	316,155.00	23,029.96	169,533.18	146,621.82	46.38 %
<a href="#">02-5-18-12111</a>	FULL TIME OVERTIME	2,371.00	2,371.00	34.65	1,136.88	1,234.12	52.05 %
<a href="#">02-5-18-13111</a>	PERA/ICMA	47,014.00	47,014.00	3,320.97	24,527.61	22,486.39	47.83 %
<a href="#">02-5-18-14151</a>	MEDICARE	4,619.00	4,619.00	319.02	2,385.41	2,233.59	48.36 %
<a href="#">02-5-18-14211</a>	WORKMENS COMPENSATION	370.00	370.00	34.06	196.17	173.83	46.98 %
<a href="#">02-5-18-14311</a>	MEDICAL/DENTAL INSURANCE	41,799.00	41,799.00	2,546.00	13,723.45	28,075.55	67.17 %
<a href="#">02-5-18-14312</a>	LIFE INSURANCE	1,159.00	1,159.00	0.00	0.00	1,159.00	100.00 %
<a href="#">02-5-18-14611</a>	UNEMPLOYMENT INSURANCE	956.00	956.00	44.15	330.14	625.86	65.47 %
<a href="#">02-5-18-21111</a>	GENERAL OFFICE SUPPLIES	300.00	300.00	142.81	264.53	35.47	11.82 %
<a href="#">02-5-18-22111</a>	GAS & OIL	2,000.00	2,000.00	68.26	111.35	1,888.65	94.43 %
<a href="#">02-5-18-22791</a>	MISCELLANEOUS SUPPLIES	1,400.00	1,400.00	52.97	787.60	612.40	43.74 %
<a href="#">02-5-18-32111</a>	TRAINING & TRAVEL	12,000.00	12,000.00	4,106.55	4,563.64	7,436.36	61.97 %
<a href="#">02-5-18-32311</a>	MEMBERSHIP & DUES	1,050.00	1,050.00	100.00	430.00	620.00	59.05 %
<a href="#">02-5-18-33202</a>	WIRELESS SERVICE	5,100.00	5,100.00	541.39	3,250.90	1,849.10	36.26 %
<a href="#">02-5-18-35100</a>	OFFICE EQUIP/FURN/FIXT	600.00	600.00	0.00	349.83	250.17	41.70 %
<a href="#">02-5-18-35111</a>	VEHICLE REPAIR	1,000.00	1,000.00	0.00	0.00	1,000.00	100.00 %
<a href="#">02-5-18-35112</a>	OUTSIDE SERVICES	5,000.00	5,000.00	0.00	0.00	5,000.00	100.00 %
<a href="#">02-5-18-37941</a>	TOOL EXPENSE	600.00	600.00	0.00	57.71	542.29	90.38 %
<a href="#">02-5-18-48101</a>	IT-HARDWARE	59,632.00	125,632.00	6,102.09	88,940.52	36,691.48	29.21 %
<a href="#">02-5-18-48102</a>	IT-SOFTWARE	311,632.21	320,212.21	17,627.99	111,653.22	208,558.99	65.13 %
<a href="#">02-5-18-70241</a>	COMPUTER HARDWARE	15,000.00	15,000.00	0.00	12,723.96	2,276.04	15.17 %

Budget Report

For Fiscal: 2024 Period Ending: 07/31/2024

	Original Total Budget	Current Total Budget	Period Activity	Fiscal Activity	Variance Favorable (Unfavorable)	Percent Remaining
<b>Department: 18 - INFORMATION TECHNOLOGY Total:</b>	<b>829,757.21</b>	<b>904,337.21</b>	<b>58,070.87</b>	<b>434,966.10</b>	<b>469,371.11</b>	<b>51.90%</b>
<b>Department: 19 - ECONOMIC DEVELOPMENT</b>						
<a href="#">02-5-19-11111</a>	FULL TIME SALAREIS	89,393.00	89,393.00	7,338.22	54,616.31	34,776.69 38.90 %
<a href="#">02-5-19-13111</a>	PERA	13,194.00	13,194.00	1,022.34	7,633.14	5,560.86 42.15 %
<a href="#">02-5-19-14151</a>	MEDICARE	1,296.00	1,296.00	105.74	786.95	509.05 39.28 %
<a href="#">02-5-19-14211</a>	WORKMENS COMPENSATION	150.00	150.00	13.45	77.47	72.53 48.35 %
<a href="#">02-5-19-14311</a>	MEDICAL/DENTAL INSURANCE	16,471.00	16,471.00	1,241.80	8,096.92	8,374.08 50.84 %
<a href="#">02-5-19-14312</a>	LIFE INSURANCE	362.00	362.00	0.00	0.00	362.00 100.00 %
<a href="#">02-5-19-14611</a>	UNEMPLOYMENT INSURANCE	268.00	268.00	14.59	108.58	159.42 59.49 %
<a href="#">02-5-19-30099</a>	ARPA GRANT EXPENSE	10,000.00	10,000.00	0.00	10,000.00	0.00 0.00 %
<a href="#">02-5-19-32111</a>	TRAINING & TRAVEL	4,000.00	4,000.00	0.00	255.11	3,744.89 93.62 %
<a href="#">02-5-19-32311</a>	MEMBERSHIP & DUES	3,850.00	3,850.00	0.00	6,350.00	-2,500.00 -64.94 %
<a href="#">02-5-19-35501</a>	OTHER EXPENSES	1,000.00	1,000.00	0.00	0.00	1,000.00 100.00 %
<a href="#">02-5-19-46140</a>	ART PROGRAM	36,300.00	41,750.76	65.75	12,585.65	29,165.11 69.86 %
<a href="#">02-5-19-51101</a>	ECONOMIC INITIATIVES	22,200.00	22,200.00	0.00	2,731.00	19,469.00 87.70 %
<a href="#">02-5-19-51102</a>	BUSINESS MEALS & MEETINGS	6,000.00	6,000.00	0.00	2,408.47	3,591.53 59.86 %
<b>Department: 19 - ECONOMIC DEVELOPMENT Total:</b>	<b>204,484.00</b>	<b>209,934.76</b>	<b>9,801.89</b>	<b>105,649.60</b>	<b>104,285.16</b>	<b>49.68%</b>
<b>Department: 20 - POLICE ADMINISTRATION</b>						
<a href="#">02-5-20-11111</a>	FULL TIME SALARIES	220,923.00	220,923.00	16,553.06	128,698.32	92,224.68 41.75 %
<a href="#">02-5-20-12111</a>	FULL TIME OVERTIME	1,778.00	1,778.00	106.50	2,494.34	-716.34 -40.29 %
<a href="#">02-5-20-13111</a>	PERA/ICMA	0.00	0.00	536.63	4,022.55	-4,022.55 0.00 %
<a href="#">02-5-20-13211</a>	POLICE RETIREMENT PLAN	29,866.00	29,866.00	1,302.88	10,397.68	19,468.32 65.19 %
<a href="#">02-5-20-14151</a>	MEDICARE	3,229.00	3,229.00	236.04	1,835.47	1,393.53 43.16 %
<a href="#">02-5-20-14211</a>	WORKMENS COMPENSATION	3,550.00	3,550.00	330.37	1,902.79	1,647.21 46.40 %
<a href="#">02-5-20-14311</a>	MEDICAL/DENTAL INSURANCE	36,372.00	36,372.00	1,301.36	14,067.68	22,304.32 61.32 %
<a href="#">02-5-20-14312</a>	LIFE INSURANCE	869.00	869.00	0.00	0.00	869.00 100.00 %
<a href="#">02-5-20-14611</a>	UNEMPLOYMENT INSURANCE	668.00	668.00	32.86	255.69	412.31 61.72 %
<a href="#">02-5-20-14711</a>	FPPA DEATH & DISABILITY	4,000.00	4,000.00	313.76	2,522.61	1,477.39 36.93 %
<a href="#">02-5-20-22791</a>	MISCELLANEOUS SUPPLIES	200.00	200.00	0.00	0.00	200.00 100.00 %
<a href="#">02-5-20-32111</a>	TRAINING & TRAVEL	5,000.00	5,000.00	68.95	764.60	4,235.40 84.71 %
<a href="#">02-5-20-32311</a>	MEMBERSHIP & DUES	1,000.00	1,000.00	0.00	1,015.00	-15.00 -1.50 %
<b>Department: 20 - POLICE ADMINISTRATION Total:</b>	<b>307,455.00</b>	<b>307,455.00</b>	<b>20,782.41</b>	<b>167,976.73</b>	<b>139,478.27</b>	<b>45.37%</b>
<b>Department: 21 - POLICE OPERATIONS</b>						
<a href="#">02-5-21-11111</a>	FULL TIME SALARIES	1,443,762.00	1,443,762.00	122,706.39	883,779.00	559,983.00 38.79 %
<a href="#">02-5-21-12111</a>	FULL TIME OVERTIME	57,000.00	57,000.00	5,247.10	25,313.46	31,686.54 55.59 %
<a href="#">02-5-21-12113</a>	GRANT FUNDED OVERTIME	0.00	0.00	400.00	11,455.25	-11,455.25 0.00 %
<a href="#">02-5-21-13211</a>	POLICE RETIREMENT PLAN	202,535.00	202,535.00	12,835.39	92,055.03	110,479.97 54.55 %
<a href="#">02-5-21-14151</a>	MEDICARE	21,761.00	21,761.00	1,749.53	12,628.14	9,132.86 41.97 %
<a href="#">02-5-21-14211</a>	WORKMENS COMPENSATION	55,160.00	55,160.00	5,577.97	30,624.44	24,535.56 44.48 %
<a href="#">02-5-21-14311</a>	MEDICAL/DENTAL INSURANCE	260,614.00	260,614.00	20,239.16	126,567.72	134,046.28 51.43 %
<a href="#">02-5-21-14312</a>	LIFE INSURANCE	5,171.00	5,171.00	0.00	0.00	5,171.00 100.00 %
<a href="#">02-5-21-14611</a>	UNEMPLOYMENT INSURANCE	4,502.00	4,502.00	242.80	1,752.78	2,749.22 61.07 %
<a href="#">02-5-21-14711</a>	FPPA DEATH & DISABILITY	42,000.00	42,000.00	4,200.28	29,852.24	12,147.76 28.92 %
<a href="#">02-5-21-21111</a>	GENERAL OFFICE SUPPLIES	4,000.00	9,606.98	0.00	7,074.24	2,532.74 26.36 %
<a href="#">02-5-21-21121</a>	LITERATURE-BOOKS	800.00	800.00	0.00	0.00	800.00 100.00 %
<a href="#">02-5-21-21131</a>	POSTAGE	1,200.00	1,200.00	161.65	351.68	848.32 70.69 %
<a href="#">02-5-21-21221</a>	OUTSIDE PRINTING	500.00	500.00	178.00	503.80	-3.80 -0.76 %
<a href="#">02-5-21-22111</a>	GAS & OIL	60,000.00	60,000.00	5,720.80	33,060.55	26,939.45 44.90 %
<a href="#">02-5-21-22791</a>	MISCELLANEOUS SUPPLIES	4,700.00	4,700.00	294.07	2,059.02	2,640.98 56.19 %
<a href="#">02-5-21-31603</a>	LESS LETHAL	22,450.52	22,450.52	0.00	28,063.32	-5,612.80 -25.00 %
<a href="#">02-5-21-31608</a>	SUPPLIES- BALLISTIC V	7,002.60	7,002.60	0.00	4,616.91	2,385.69 34.07 %
<a href="#">02-5-21-31641</a>	CANINE SERVICES	6,500.00	6,500.00	362.33	5,384.99	1,115.01 17.15 %
<a href="#">02-5-21-31651</a>	LAB SERVICES-TESTING	500.00	500.00	0.00	0.00	500.00 100.00 %
<a href="#">02-5-21-31671</a>	STATE PATROL / DISPATCHING	158,356.00	158,356.00	0.00	62,631.50	95,724.50 60.45 %
<a href="#">02-5-21-32111</a>	TRAINING & TRAVEL	20,000.00	20,000.00	1,451.30	9,229.05	10,770.95 53.85 %
<a href="#">02-5-21-32311</a>	MEMBERSHIP & DUES	500.00	2,500.00	0.00	2,600.00	-100.00 -4.00 %
<a href="#">02-5-21-33211</a>	TELEPHONE	33,000.00	33,000.00	2,853.19	16,855.05	16,144.95 48.92 %



Budget Report

For Fiscal: 2024 Period Ending: 07/31/2024

		Original Total Budget	Current Total Budget	Period Activity	Fiscal Activity	Variance Favorable (Unfavorable)	Percent Remaining
<a href="#">02-5-21-33411</a>	ELECTRICAL/GAS SERVICES	4,000.00	4,000.00	224.90	2,134.59	1,865.41	46.64 %
<a href="#">02-5-21-34105</a>	BLDG MAINT/REPAIR	6,500.00	6,500.00	0.00	5,315.67	1,184.33	18.22 %
<a href="#">02-5-21-35111</a>	VEHICLE REPAIR	20,000.00	20,000.00	1,094.94	12,801.45	7,198.55	35.99 %
<a href="#">02-5-21-35391</a>	RADIO EQUIP REPAIR & MAINTENA...	3,000.00	3,000.00	0.00	2,189.14	810.86	27.03 %
<a href="#">02-5-21-35505</a>	AMMO/RANGE	10,000.00	27,633.00	0.00	35,531.94	-7,898.94	-28.59 %
<a href="#">02-5-21-35507</a>	SWAT	8,000.00	36,860.00	0.00	26,309.49	10,550.51	28.62 %
<a href="#">02-5-21-35509</a>	TRAINING FOUNDATION	0.00	0.00	4,067.06	72,735.16	-72,735.16	0.00 %
<a href="#">02-5-21-37321</a>	UNIFORM ALLOWANCE	17,500.00	17,500.00	1,015.99	12,130.06	5,369.94	30.69 %
<a href="#">02-5-21-37901</a>	LEAD GRANT EXPENSES	555,000.00	555,000.00	45,358.83	131,378.82	423,621.18	76.33 %
<a href="#">02-5-21-39101</a>	GRANT EXPENDITURE	0.00	0.00	0.00	136,630.52	-136,630.52	0.00 %
<a href="#">02-5-21-39501</a>	LAUNDRY	8,000.00	8,000.00	650.00	3,250.00	4,750.00	59.38 %
<a href="#">02-5-21-44523</a>	JUSTICE DEPARTMENT GRANT	199,999.00	199,999.00	0.00	33,631.80	166,367.20	83.18 %
<a href="#">02-5-21-45103</a>	SUPPLIES-CRIME PREVENT	6,000.00	6,000.00	1,680.00	2,739.29	3,260.71	54.35 %
<a href="#">02-5-21-45688</a>	CHEM/DRUG/LAB SUPPLIES	6,000.00	6,000.00	2,264.02	3,168.49	2,831.51	47.19 %
<a href="#">02-5-21-49501</a>	INVESTIGATIVE SERVICES	1,000.00	1,000.00	0.00	0.00	1,000.00	100.00 %
<a href="#">02-5-21-49502</a>	AXON TECHNOLOGY	84,100.00	157,417.46	0.00	172,473.98	-15,056.52	-9.56 %
<a href="#">02-5-21-69812</a>	TRANSFERS OUT	10,000.00	10,000.00	0.00	10,000.00	0.00	0.00 %
<a href="#">02-5-21-70111</a>	VEHICLE REPLACEMENT	66,950.00	133,950.00	1,565.00	101,020.95	32,929.05	24.58 %
<b>Department: 21 - POLICE OPERATIONS Total:</b>		<b>3,418,063.12</b>	<b>3,612,480.56</b>	<b>242,140.70</b>	<b>2,149,899.52</b>	<b>1,462,581.04</b>	<b>40.49%</b>
<b>Department: 22 - FIRE OPERATIONS</b>							
<a href="#">02-5-22-11111</a>	FULL TIME SALARIES	92,326.00	92,326.00	7,157.16	53,446.87	38,879.13	42.11 %
<a href="#">02-5-22-11112</a>	PART TIME SALARIES	137,279.00	137,279.00	13,998.00	71,397.20	65,881.80	47.99 %
<a href="#">02-5-22-13111</a>	PERA/ICMA	33,890.00	33,890.00	1,057.82	7,899.39	25,990.61	76.69 %
<a href="#">02-5-22-14151</a>	MEDICARE	3,329.00	3,329.00	306.78	1,810.88	1,518.12	45.60 %
<a href="#">02-5-22-14211</a>	WORKMENS COMPENSATION	9,200.00	9,200.00	1,010.93	6,058.73	3,141.27	34.14 %
<a href="#">02-5-22-14311</a>	MEDICAL/DENTAL INSURANCE	16,471.00	16,471.00	1,115.14	5,235.05	11,235.95	68.22 %
<a href="#">02-5-22-14312</a>	LIFE INSURANCE	427.00	427.00	0.00	0.00	427.00	100.00 %
<a href="#">02-5-22-14611</a>	UNEMPLOYMENT INSURANCE	689.00	689.00	15.30	111.51	577.49	83.82 %
<a href="#">02-5-22-21111</a>	GENERAL OFFICE SUPPLIES	500.00	500.00	0.00	0.00	500.00	100.00 %
<a href="#">02-5-22-21121</a>	LITERATURE-BOOKS	1,000.00	1,000.00	0.00	0.00	1,000.00	100.00 %
<a href="#">02-5-22-22111</a>	GAS & OIL	5,000.00	5,000.00	359.88	1,397.68	3,602.32	72.05 %
<a href="#">02-5-22-22791</a>	MISCELLANEOUS SUPPLIES	2,000.00	2,000.00	0.00	243.01	1,756.99	87.85 %
<a href="#">02-5-22-31312</a>	ADMIN- PUBLIC RELATION	5,000.00	5,000.00	179.44	631.19	4,368.81	87.38 %
<a href="#">02-5-22-31671</a>	STATE PATROL / DISPATCHING	6,000.00	6,000.00	0.00	0.00	6,000.00	100.00 %
<a href="#">02-5-22-32111</a>	TRAINING & TRAVEL	22,000.00	22,000.00	1,310.11	22,655.94	-655.94	-2.98 %
<a href="#">02-5-22-32311</a>	MEMBERSHIP & DUES	1,500.00	1,500.00	0.00	565.00	935.00	62.33 %
<a href="#">02-5-22-33211</a>	TELEPHONE	2,050.00	2,050.00	133.05	798.48	1,251.52	61.05 %
<a href="#">02-5-22-33411</a>	ELECTRICAL/GAS SERVICES	7,000.00	7,000.00	122.47	3,701.86	3,298.14	47.12 %
<a href="#">02-5-22-35111</a>	VEHICLE REPAIR	22,000.00	22,000.00	29,830.42	29,956.00	-7,956.00	-36.16 %
<a href="#">02-5-22-35112</a>	OUTSIDE SERVICES	0.00	9,750.00	0.00	10,555.00	-805.00	-8.26 %
<a href="#">02-5-22-35211</a>	BLDG MAINT/REPAIR	4,000.00	4,000.00	0.00	492.59	3,507.41	87.69 %
<a href="#">02-5-22-35351</a>	RADIO EQUIP/REPAIR & MAINT	4,000.00	4,000.00	721.00	887.48	3,112.52	77.81 %
<a href="#">02-5-22-37321</a>	UNIFORM ALLOWANCE	3,600.00	28,600.00	0.00	2,531.69	26,068.31	91.15 %
<a href="#">02-5-22-38833</a>	OPERATING MACHINES & EQUIP	50,400.00	50,400.00	75.00	3,754.70	46,645.30	92.55 %
<a href="#">02-5-22-39203</a>	INSURANCE	2,500.00	2,500.00	0.00	0.00	2,500.00	100.00 %
<a href="#">02-5-22-41101</a>	EQUIPMENT-REPAIR & MNX	17,000.00	17,000.00	0.00	5,815.42	11,184.58	65.79 %
<a href="#">02-5-22-45311</a>	SUPPLIES-SLV HAZARDOUS	2,500.00	2,500.00	0.00	2,355.00	145.00	5.80 %
<a href="#">02-5-22-69812</a>	TRANSFERS OUT	40,000.00	40,000.00	0.00	40,000.00	0.00	0.00 %
<a href="#">02-5-22-70521</a>	OPERATING MACHINES & EQUIPM...	7,500.00	7,500.00	0.00	7,156.62	343.38	4.58 %
<b>Department: 22 - FIRE OPERATIONS Total:</b>		<b>499,161.00</b>	<b>533,911.00</b>	<b>57,392.50</b>	<b>279,457.29</b>	<b>254,453.71</b>	<b>47.66%</b>
<b>Department: 23 - SUPPORT SERVICES</b>							
<a href="#">02-5-23-11111</a>	FULL TIME SALARIES	660,903.00	660,903.00	37,033.72	275,030.04	385,872.96	58.39 %
<a href="#">02-5-23-11196</a>	DOJ CO-RESPONDER SALARY	0.00	0.00	16,739.20	123,643.80	-123,643.80	0.00 %
<a href="#">02-5-23-12111</a>	FULL TIME OVERTIME	26,083.00	26,083.00	2,329.42	24,641.45	1,441.55	5.53 %
<a href="#">02-5-23-13111</a>	PERA	0.00	0.00	1,508.48	10,892.92	-10,892.92	0.00 %
<a href="#">02-5-23-13211</a>	POLICE RETIREMENT PLAN	92,411.00	92,411.00	4,589.62	34,848.39	57,562.61	62.29 %
<a href="#">02-5-23-14151</a>	MEDICARE	9,961.00	9,961.00	755.49	5,784.06	4,176.94	41.93 %
<a href="#">02-5-23-14211</a>	WORKMENS COMPENSATION	11,850.00	11,850.00	1,103.26	9,279.86	2,570.14	21.69 %

Budget Report

For Fiscal: 2024 Period Ending: 07/31/2024

		Original	Current	Period	Fiscal	Variance	Percent
		Total Budget	Total Budget	Activity	Activity	Favorable (Unfavorable)	Remaining
<a href="#">02-5-23-14311</a>	MEDICAL/DENTAL INSURANCE	105,197.00	105,197.00	9,786.62	57,090.58	48,106.42	45.73 %
<a href="#">02-5-23-14312</a>	LIFE INSURANCE	2,831.00	2,831.00	0.00	0.00	2,831.00	100.00 %
<a href="#">02-5-23-14611</a>	UNEMPLOYMENT INSURANCE	2,061.00	2,061.00	104.71	801.57	1,259.43	61.11 %
<a href="#">02-5-23-14711</a>	FPPA DEATH AND DISABILITY	9,000.00	9,000.00	928.18	6,878.83	2,121.17	23.57 %
<a href="#">02-5-23-21131</a>	POSTAGE	1,000.00	1,000.00	251.64	696.02	303.98	30.40 %
<a href="#">02-5-23-21221</a>	OUTSIDE PRINTING	500.00	500.00	0.00	69.88	430.12	86.02 %
<a href="#">02-5-23-22111</a>	GAS & OIL	12,000.00	12,000.00	1,225.71	6,293.97	5,706.03	47.55 %
<a href="#">02-5-23-22791</a>	MISCELLANEOUS SUPPLIES	3,000.00	3,000.00	555.13	1,476.41	1,523.59	50.79 %
<a href="#">02-5-23-30096</a>	DOJ CO-RESPONDER GRANT EXP	18,525.00	18,525.00	0.00	2,492.00	16,033.00	86.55 %
<a href="#">02-5-23-31661</a>	VETERINARY SERVICES	26,000.00	26,000.00	2,778.00	17,835.00	8,165.00	31.40 %
<a href="#">02-5-23-31665</a>	PROPERTY ABATEMENT	2,000.00	2,000.00	8,926.14	10,385.99	-8,385.99	-419.30 %
<a href="#">02-5-23-32211</a>	TUITION & TRAINING	8,000.00	8,000.00	-485.98	4,462.60	3,537.40	44.22 %
<a href="#">02-5-23-35111</a>	VEHICLE REPAIR	5,000.00	5,000.00	732.99	1,248.80	3,751.20	75.02 %
<a href="#">02-5-23-35504</a>	HOMELESS SUPPORT	35,800.00	35,800.00	1,637.41	24,666.22	11,133.78	31.10 %
<a href="#">02-5-23-37321</a>	UNIFORM ALLOWANCE	5,000.00	5,000.00	35.84	2,760.11	2,239.89	44.80 %
<a href="#">02-5-23-49501</a>	INVESTIGATIVE SERVICES	4,000.00	4,000.00	175.00	3,518.24	481.76	12.04 %
<b>Department: 23 - SUPPORT SERVICES Total:</b>		<b>1,041,122.00</b>	<b>1,041,122.00</b>	<b>90,710.58</b>	<b>624,796.74</b>	<b>416,325.26</b>	<b>39.99%</b>
<b>Department: 29 - DEVELOPMENT SERVICES</b>							
<a href="#">02-5-29-11111</a>	FULL TIME SALARIES	224,160.00	224,160.00	17,147.54	126,042.85	98,117.15	43.77 %
<a href="#">02-5-29-12111</a>	FULL TIME OVERTIME	0.00	0.00	0.00	305.00	-305.00	0.00 %
<a href="#">02-5-29-13111</a>	PERA/ICMA	33,086.00	33,086.00	2,388.77	17,290.84	15,795.16	47.74 %
<a href="#">02-5-29-14151</a>	MEDICARE	3,250.00	3,250.00	225.66	1,913.94	1,336.06	41.11 %
<a href="#">02-5-29-14211</a>	WORKERS COMPENSATION	160.00	160.00	0.00	0.00	160.00	100.00 %
<a href="#">02-5-29-14311</a>	MEDICAL/DENTAL INSURANCE	41,332.00	41,332.00	3,305.04	21,073.55	20,258.45	49.01 %
<a href="#">02-5-29-14312</a>	LIFE INSURANCE	856.00	856.00	0.00	0.00	856.00	100.00 %
<a href="#">02-5-29-14611</a>	UNEMPLOYMENT INSURANCE	672.00	672.00	31.20	231.98	440.02	65.48 %
<a href="#">02-5-29-21111</a>	OFFICE SUPPLIES	2,100.00	2,100.00	143.28	1,491.78	608.22	28.96 %
<a href="#">02-5-29-30099</a>	ARPA Expense	0.00	0.00	0.00	20,000.00	-20,000.00	0.00 %
<a href="#">02-5-29-32111</a>	TRAINING	5,000.00	5,000.00	0.00	933.29	4,066.71	81.33 %
<a href="#">02-5-29-32311</a>	MEMBERSHIP AND DUES	500.00	500.00	0.00	295.00	205.00	41.00 %
<a href="#">02-5-29-33211</a>	TELEPHONE	600.00	600.00	87.98	528.12	71.88	11.98 %
<a href="#">02-5-29-35503</a>	OBSOLETE SIGN CODE REPLACEME...	1,000.00	1,000.00	0.00	0.00	1,000.00	100.00 %
<a href="#">02-5-29-37321</a>	UNIFORM ALLOWANCE	225.00	225.00	0.00	0.00	225.00	100.00 %
<a href="#">02-5-29-46131</a>	HOUSING PLAN IMPLEMENTATION	4,213,000.00	4,213,000.00	0.00	150.00	4,212,850.00	100.00 %
<a href="#">02-5-29-51102</a>	BUSINESS MEALS AND MEETINGS	500.00	500.00	0.00	166.72	333.28	66.66 %
<a href="#">02-5-29-70521</a>	OPERATING MACHINES & EQUIPM...	5,000.00	5,000.00	0.00	0.00	5,000.00	100.00 %
<a href="#">02-5-29-70750</a>	LEVEE PROJECT	850,049.00	850,049.00	0.00	54,817.94	795,231.06	93.55 %
<a href="#">02-5-29-74500</a>	DOWNTOWN PLAN IMPLEMENTAT...	205,000.00	424,800.00	13,380.45	165,243.01	259,556.99	61.10 %
<a href="#">02-5-29-74600</a>	AIRPORT HOUSING PROJECT	2,008,160.00	2,008,160.00	108,936.74	1,596,999.00	411,161.00	20.47 %
<b>Department: 29 - DEVELOPMENT SERVICES Total:</b>		<b>7,594,650.00</b>	<b>7,814,450.00</b>	<b>145,646.66</b>	<b>2,007,483.02</b>	<b>5,806,966.98</b>	<b>74.31%</b>
<b>Department: 30 - PUBLIC WORKS ADMIN</b>							
<a href="#">02-5-30-11111</a>	FULL TIME SALARIES	277,930.00	277,930.00	20,210.89	159,078.38	118,851.62	42.76 %
<a href="#">02-5-30-12111</a>	FULL TIME OVERTIME	1,664.00	1,664.00	5.31	115.41	1,548.59	93.06 %
<a href="#">02-5-30-13111</a>	PERA/ICMA	41,268.00	41,268.00	2,881.09	22,447.55	18,820.45	45.61 %
<a href="#">02-5-30-14151</a>	MEDICARE	4,054.00	4,054.00	267.42	2,326.97	1,727.03	42.60 %
<a href="#">02-5-30-14211</a>	WORKMENS COMPENSATION	4,790.00	4,790.00	460.08	2,649.88	2,140.12	44.68 %
<a href="#">02-5-30-14311</a>	MEDICAL/DENTAL INSURANCE	61,240.00	61,240.00	4,846.16	30,566.89	30,673.11	50.09 %
<a href="#">02-5-30-14312</a>	LIFE INSURANCE	1,033.00	1,033.00	0.00	0.00	1,033.00	100.00 %
<a href="#">02-5-30-14611</a>	UNEMPLOYMENT INSURANCE	839.00	839.00	37.04	296.77	542.23	64.63 %
<a href="#">02-5-30-21111</a>	GENERAL OFFICE SUPPLIES	750.00	750.00	0.00	235.11	514.89	68.65 %
<a href="#">02-5-30-22111</a>	GAS & OIL	2,000.00	2,000.00	107.92	412.81	1,587.19	79.36 %
<a href="#">02-5-30-22791</a>	MISCELLANEOUS SUPPLIES	1,250.00	1,250.00	231.33	2,722.80	-1,472.80	-117.82 %
<a href="#">02-5-30-32111</a>	TRAINING & TRAVEL	4,000.00	4,000.00	0.00	408.85	3,591.15	89.78 %
<a href="#">02-5-30-32311</a>	MEMBERSHIP & DUES	1,000.00	1,000.00	0.00	160.00	840.00	84.00 %
<a href="#">02-5-30-33211</a>	TELEPHONE	600.00	600.00	335.02	755.29	-155.29	-25.88 %
<a href="#">02-5-30-35100</a>	OFFICE EQUIP/FURN/FIXT	500.00	500.00	0.00	0.00	500.00	100.00 %
<a href="#">02-5-30-35111</a>	VEHICLE REPAIR	750.00	750.00	0.00	21.48	728.52	97.14 %

Budget Report

For Fiscal: 2024 Period Ending: 07/31/2024

		Original Total Budget	Current Total Budget	Period Activity	Fiscal Activity	Variance Favorable (Unfavorable)	Percent Remaining
<a href="#">02-5-30-37321</a>	UNIFORM ALLOWANCE	300.00	300.00	0.00	0.00	300.00	100.00 %
<b>Department: 30 - PUBLIC WORKS ADMIN Total:</b>		<b>403,968.00</b>	<b>403,968.00</b>	<b>29,382.26</b>	<b>222,198.19</b>	<b>181,769.81</b>	<b>45.00%</b>
<b>Department: 31 - STREET MAINTENANCE</b>							
<a href="#">02-5-31-11111</a>	FULL TIME SALARIES	492,483.00	492,483.00	42,781.84	311,564.81	180,918.19	36.74 %
<a href="#">02-5-31-11116</a>	SALARIES SEASONAL	0.00	0.00	2,846.45	7,880.52	-7,880.52	0.00 %
<a href="#">02-5-31-12111</a>	FULL TIME OVERTIME	11,856.00	11,856.00	370.13	7,936.12	3,919.88	33.06 %
<a href="#">02-5-31-13111</a>	PERA/ICMA	74,440.00	74,440.00	6,672.00	46,769.20	27,670.80	37.17 %
<a href="#">02-5-31-14151</a>	MEDICARE	7,313.00	7,313.00	624.04	4,614.95	2,698.05	36.89 %
<a href="#">02-5-31-14211</a>	WORKMENS COMPENSATION	25,120.00	25,120.00	2,339.92	13,476.97	11,643.03	46.35 %
<a href="#">02-5-31-14311</a>	MEDICAL/DENTAL INSURANCE	89,215.00	89,215.00	8,417.88	54,652.82	34,562.18	38.74 %
<a href="#">02-5-31-14312</a>	LIFE INSURANCE	2,144.00	2,144.00	0.00	0.00	2,144.00	100.00 %
<a href="#">02-5-31-14611</a>	UNEMPLOYMENT INSURANCE	1,513.00	1,513.00	86.10	616.05	896.95	59.28 %
<a href="#">02-5-31-22111</a>	GAS & OIL	55,000.00	55,000.00	3,270.27	19,877.90	35,122.10	63.86 %
<a href="#">02-5-31-22791</a>	MISCELLANEOUS SUPPLIES	8,000.00	8,000.00	550.68	5,793.91	2,206.09	27.58 %
<a href="#">02-5-31-23511</a>	STREET MATERIAL/REPAIR	50,000.00	50,000.00	3,477.41	11,226.16	38,773.84	77.55 %
<a href="#">02-5-31-23541</a>	SALT & SAND	7,000.00	7,000.00	0.00	0.00	7,000.00	100.00 %
<a href="#">02-5-31-23551</a>	SIGNS & POSTS	8,000.00	8,000.00	0.00	1,919.24	6,080.76	76.01 %
<a href="#">02-5-31-32111</a>	TRAINING & TRAVEL	3,000.00	3,000.00	0.00	529.80	2,470.20	82.34 %
<a href="#">02-5-31-33211</a>	TELEPHONE	1,200.00	1,200.00	168.06	1,113.30	86.70	7.23 %
<a href="#">02-5-31-33411</a>	ELECTRICAL/GAS SERVICES	210,900.00	210,900.00	15,279.84	107,402.97	103,497.03	49.07 %
<a href="#">02-5-31-34311</a>	EQUIPMENT/MACHINERY RENTAL	1,000.00	1,000.00	0.00	1,799.99	-799.99	-80.00 %
<a href="#">02-5-31-35111</a>	VEHICLE REPAIR	27,500.00	27,500.00	4,313.87	15,812.81	11,687.19	42.50 %
<a href="#">02-5-31-35211</a>	BLDG MAINT/REPAIR	925.00	925.00	269.14	1,104.00	-179.00	-19.35 %
<a href="#">02-5-31-37321</a>	UNIFORM ALLOWANCE	2,800.00	2,800.00	14.52	760.92	2,039.08	72.82 %
<a href="#">02-5-31-38844</a>	EQUIPMENT REBUILDING/REPAIR	2,000.00	2,000.00	0.00	0.00	2,000.00	100.00 %
<a href="#">02-5-31-45601</a>	PAINTING & STRIPING	22,000.00	22,000.00	77.71	146.76	21,853.24	99.33 %
<a href="#">02-5-31-45602</a>	TRAFFIC CONTROL SUPPLIES	7,500.00	7,500.00	0.00	0.00	7,500.00	100.00 %
<a href="#">02-5-31-69812</a>	TRANSFERS OUT	785,000.00	785,000.00	0.00	785,000.00	0.00	0.00 %
<a href="#">02-5-31-70121</a>	TRUCKS	162,000.00	162,000.00	0.00	0.00	162,000.00	100.00 %
<a href="#">02-5-31-70521</a>	OPERATING MACHINES & EQUIPM...	25,000.00	25,000.00	0.00	126,261.80	-101,261.80	-405.05 %
<a href="#">02-5-31-73112</a>	STREET CIPS	0.00	195,000.00	7,086.64	70,827.68	124,172.32	63.68 %
<a href="#">02-5-31-73991</a>	STREET LIGHTING CIPS	20,000.00	20,000.00	0.00	0.00	20,000.00	100.00 %
<b>Department: 31 - STREET MAINTENANCE Total:</b>		<b>2,102,909.00</b>	<b>2,297,909.00</b>	<b>98,646.50</b>	<b>1,597,088.68</b>	<b>700,820.32</b>	<b>30.50%</b>
<b>Department: 35 - BUILDING INSPECTION</b>							
<a href="#">02-5-35-11111</a>	FULL TIME SALARIES	265,954.00	265,954.00	20,602.01	154,568.02	111,385.98	41.88 %
<a href="#">02-5-35-12111</a>	FULL TIME OVERTIME	2,964.00	2,964.00	310.46	2,051.04	912.96	30.80 %
<a href="#">02-5-35-13111</a>	PERA/ICMA	39,692.00	39,692.00	3,058.69	22,670.03	17,021.97	42.89 %
<a href="#">02-5-35-14151</a>	MEDICARE	3,899.00	3,899.00	289.97	2,183.66	1,715.34	43.99 %
<a href="#">02-5-35-14211</a>	WORKMENS COMPENSATION	7,250.00	7,250.00	674.41	3,884.32	3,365.68	46.42 %
<a href="#">02-5-35-14311</a>	MEDICAL/DENTAL INSURANCE	39,686.00	39,686.00	2,546.00	16,600.60	23,085.40	58.17 %
<a href="#">02-5-35-14312</a>	LIFE INSURANCE	1,279.00	1,279.00	0.00	0.00	1,279.00	100.00 %
<a href="#">02-5-35-14611</a>	UNEMPLOYMENT INSURANCE	807.00	807.00	40.00	301.15	505.85	62.68 %
<a href="#">02-5-35-21121</a>	LITERATURE-BOOKS	150.00	150.00	0.00	105.99	44.01	29.34 %
<a href="#">02-5-35-22111</a>	GAS & OIL	2,500.00	2,500.00	341.20	1,499.53	1,000.47	40.02 %
<a href="#">02-5-35-22791</a>	MISCELLANEOUS SUPPLIES	2,000.00	2,000.00	18.99	5,802.30	-3,802.30	-190.12 %
<a href="#">02-5-35-32111</a>	TRAINING & TRAVEL	2,500.00	2,500.00	240.00	398.92	2,101.08	84.04 %
<a href="#">02-5-35-32311</a>	MEMBERSHIP & DUES	420.00	420.00	0.00	0.00	420.00	100.00 %
<a href="#">02-5-35-33211</a>	TELEPHONE	2,112.00	2,112.00	172.01	1,032.42	1,079.58	51.12 %
<a href="#">02-5-35-35111</a>	VEHICLE REPAIR	500.00	500.00	0.00	181.84	318.16	63.63 %
<a href="#">02-5-35-35112</a>	OUTSIDE SERVICES	20,506.00	20,506.00	0.00	0.00	20,506.00	100.00 %
<a href="#">02-5-35-35211</a>	BLDG MAINT/REPAIR	30,500.00	30,500.00	708.50	11,411.51	19,088.49	62.59 %
<a href="#">02-5-35-37321</a>	UNIFORM ALLOWANCE	1,500.00	1,500.00	0.00	148.82	1,351.18	90.08 %
<a href="#">02-5-35-69812</a>	TRANSFERS OUT	5,000.00	5,000.00	0.00	5,000.00	0.00	0.00 %
<a href="#">02-5-35-70111</a>	VEHICLE REPLACEMENT	36,000.00	36,000.00	0.00	35,489.99	510.01	1.42 %
<b>Department: 35 - BUILDING INSPECTION Total:</b>		<b>465,219.00</b>	<b>465,219.00</b>	<b>29,002.24</b>	<b>263,330.14</b>	<b>201,888.86</b>	<b>43.40%</b>
<b>Department: 36 - FLEET MAINTENANCE</b>							
<a href="#">02-5-36-11111</a>	FULL TIME SALARIES	189,862.00	189,862.00	15,239.31	113,877.86	75,984.14	40.02 %



Budget Report

For Fiscal: 2024 Period Ending: 07/31/2024

		Original Total Budget	Current Total Budget	Period Activity	Fiscal Activity	Variance Favorable (Unfavorable)	Percent Remaining
<a href="#">02-5-36-12111</a>	FULL TIME OVERTIME	1,778.00	1,778.00	181.30	877.22	900.78	50.66 %
<a href="#">02-5-36-13111</a>	PERA/ICMA	28,286.00	28,286.00	2,023.67	15,265.35	13,020.65	46.03 %
<a href="#">02-5-36-14151</a>	MEDICARE	2,779.00	2,779.00	198.53	1,497.57	1,281.43	46.11 %
<a href="#">02-5-36-14211</a>	WORKMENS COMPENSATION	4,660.00	4,660.00	433.84	2,498.74	2,161.26	46.38 %
<a href="#">02-5-36-14311</a>	MEDICAL/DENTAL INSURANCE	57,586.00	57,586.00	4,409.16	28,747.26	28,838.74	50.08 %
<a href="#">02-5-36-14312</a>	LIFE INSURANCE	685.00	685.00	0.00	0.00	685.00	100.00 %
<a href="#">02-5-36-14611</a>	UNEMPLOYMENT INSURANCE	575.00	575.00	27.40	206.62	368.38	64.07 %
<a href="#">02-5-36-22111</a>	GAS & OIL	1,480.00	1,480.00	0.00	330.42	1,149.58	77.67 %
<a href="#">02-5-36-22791</a>	MISCELLANEOUS SUPPLIES	13,000.00	13,000.00	428.29	3,784.16	9,215.84	70.89 %
<a href="#">02-5-36-32111</a>	TRAINING & TRAVEL	2,500.00	2,500.00	1,077.31	2,872.31	-372.31	-14.89 %
<a href="#">02-5-36-33211</a>	TELEPHONE	650.00	650.00	43.99	264.06	385.94	59.38 %
<a href="#">02-5-36-33411</a>	ELECTRICAL/GAS SERVICES	12,000.00	12,000.00	528.70	5,988.63	6,011.37	50.09 %
<a href="#">02-5-36-35111</a>	VEHICLE REPAIR	750.00	750.00	0.00	47.98	702.02	93.60 %
<a href="#">02-5-36-35112</a>	OUTSIDE SERVICES	1,000.00	1,000.00	0.00	0.00	1,000.00	100.00 %
<a href="#">02-5-36-35211</a>	BLDG MAINT/REPAIR	3,000.00	3,000.00	105.00	2,853.80	146.20	4.87 %
<a href="#">02-5-36-37321</a>	UNIFORM ALLOWANCE	1,000.00	1,000.00	0.00	0.00	1,000.00	100.00 %
<a href="#">02-5-36-37941</a>	TOOL EXPENSE	4,000.00	4,000.00	421.64	2,670.06	1,329.94	33.25 %
<a href="#">02-5-36-45502</a>	BULK FLUIDS	18,750.00	18,750.00	137.80	7,646.81	11,103.19	59.22 %
<b>Department: 36 - FLEET MAINTENANCE Total:</b>		<b>344,341.00</b>	<b>344,341.00</b>	<b>25,255.94</b>	<b>189,428.85</b>	<b>154,912.15</b>	<b>44.99%</b>
<b>Department: 50 - CEMETERY</b>							
<a href="#">02-5-50-11111</a>	FULL TIME SALARIES	60,987.00	60,987.00	4,728.00	35,306.80	25,680.20	42.11 %
<a href="#">02-5-50-11116</a>	SALARIES-SEASONAL	38,129.00	38,129.00	5,801.25	17,765.22	20,363.78	53.41 %
<a href="#">02-5-50-12111</a>	FULL TIME OVERTIME	1,186.00	1,186.00	0.00	221.63	964.37	81.31 %
<a href="#">02-5-50-13111</a>	PERA/ICMA	14,805.00	14,805.00	1,484.36	7,399.40	7,405.60	50.02 %
<a href="#">02-5-50-14151</a>	MEDICARE	1,454.00	1,454.00	145.63	725.91	728.09	50.07 %
<a href="#">02-5-50-14211</a>	WORKMENS COMPENSATION	4,880.00	4,880.00	454.45	2,617.44	2,262.56	46.36 %
<a href="#">02-5-50-14311</a>	MEDICAL/DENTAL INSURANCE	16,471.00	16,471.00	1,241.82	8,097.05	8,373.95	50.84 %
<a href="#">02-5-50-14312</a>	LIFE INSURANCE	239.00	239.00	0.00	0.00	239.00	100.00 %
<a href="#">02-5-50-14611</a>	UNEMPLOYMENT INSURANCE	301.00	301.00	20.08	100.12	200.88	66.74 %
<a href="#">02-5-50-21111</a>	GENERAL OFFICE SUPPLIES	500.00	500.00	0.00	0.00	500.00	100.00 %
<a href="#">02-5-50-22791</a>	MISCELLANEOUS SUPPLIES	3,000.00	3,000.00	128.49	1,756.48	1,243.52	41.45 %
<a href="#">02-5-50-32111</a>	TRAINING & TRAVEL	400.00	400.00	0.00	0.00	400.00	100.00 %
<a href="#">02-5-50-33211</a>	TELEPHONE	800.00	800.00	45.47	272.94	527.06	65.88 %
<a href="#">02-5-50-35111</a>	VEHICLE REPAIR	500.00	500.00	0.00	152.56	347.44	69.49 %
<a href="#">02-5-50-35211</a>	BLDG MAINT/REPAIR	1,000.00	1,000.00	0.00	310.00	690.00	69.00 %
<a href="#">02-5-50-35501</a>	OTHER EXPENSES	500.00	500.00	0.00	0.00	500.00	100.00 %
<a href="#">02-5-50-37321</a>	UNIFORM ALLOWANCE	500.00	500.00	0.00	0.00	500.00	100.00 %
<a href="#">02-5-50-41101</a>	EQUIPMENT-REPAIR & MNX	2,000.00	2,000.00	52.18	815.23	1,184.77	59.24 %
<b>Department: 50 - CEMETERY Total:</b>		<b>147,652.00</b>	<b>147,652.00</b>	<b>14,101.73</b>	<b>75,540.78</b>	<b>72,111.22</b>	<b>48.84%</b>
<b>Department: 51 - PARKS MAINTENANCE</b>							
<a href="#">02-5-51-11111</a>	FULL TIME SALARIES	327,699.00	327,699.00	24,407.04	186,571.28	141,127.72	43.07 %
<a href="#">02-5-51-11116</a>	SALARIES-SEASONAL	75,479.00	75,479.00	12,233.96	45,399.29	30,079.71	39.85 %
<a href="#">02-5-51-12111</a>	FULL TIME OVERTIME	7,114.00	7,114.00	2,225.56	9,500.46	-2,386.46	-33.55 %
<a href="#">02-5-51-13111</a>	PERA/ICMA	60,559.00	60,559.00	5,532.98	34,292.07	26,266.93	43.37 %
<a href="#">02-5-51-14151</a>	MEDICARE	5,949.00	5,949.00	539.42	3,360.98	2,588.02	43.50 %
<a href="#">02-5-51-14211</a>	WORKMENS COMPENSATION	13,620.00	13,620.00	1,268.77	7,307.59	6,312.41	46.35 %
<a href="#">02-5-51-14311</a>	MEDICAL/DENTAL INSURANCE	80,772.00	80,772.00	4,598.06	31,086.91	49,685.09	61.51 %
<a href="#">02-5-51-14312</a>	LIFE INSURANCE	1,451.00	1,451.00	0.00	0.00	1,451.00	100.00 %
<a href="#">02-5-51-14611</a>	UNEMPLOYMENT INSURANCE	1,231.00	1,231.00	74.62	465.16	765.84	62.21 %
<a href="#">02-5-51-22111</a>	GAS & OIL	15,000.00	15,000.00	2,627.69	9,521.37	5,478.63	36.52 %
<a href="#">02-5-51-22791</a>	MISCELLANEOUS SUPPLIES	30,000.00	30,000.00	4,410.95	23,936.09	6,063.91	20.21 %
<a href="#">02-5-51-22800</a>	MEMORIAL EXPENSE	4,000.00	4,000.00	0.00	0.00	4,000.00	100.00 %
<a href="#">02-5-51-23711</a>	PUMPS/PIPES/FITTINGS	13,000.00	13,000.00	1,316.43	7,279.40	5,720.60	44.00 %
<a href="#">02-5-51-32111</a>	TRAINING & TRAVEL	2,000.00	2,000.00	0.00	40.00	1,960.00	98.00 %
<a href="#">02-5-51-33211</a>	TELEPHONE	1,200.00	1,200.00	91.92	546.86	653.14	54.43 %
<a href="#">02-5-51-33411</a>	ELECTRICAL/GAS SERVICES	31,000.00	31,000.00	4,792.25	17,061.94	13,938.06	44.96 %
<a href="#">02-5-51-34311</a>	EQUIPMENT RENTAL	1,000.00	1,000.00	0.00	0.00	1,000.00	100.00 %
<a href="#">02-5-51-35104</a>	OUTSIDE SVS	20,000.00	20,000.00	2,315.86	5,980.86	14,019.14	70.10 %

Budget Report

For Fiscal: 2024 Period Ending: 07/31/2024

		Original	Current	Period	Fiscal	Variance	Percent
		Total Budget	Total Budget	Activity	Activity	Favorable (Unfavorable)	Remaining
<a href="#">02-5-51-35111</a>	VEHICLE REPAIR	4,000.00	4,000.00	65.16	1,286.65	2,713.35	67.83 %
<a href="#">02-5-51-35211</a>	BLDG MAINT/REPAIR	5,000.00	5,000.00	783.99	1,210.25	3,789.75	75.80 %
<a href="#">02-5-51-35421</a>	RANCH MAINTENANCE	7,000.00	7,000.00	0.00	4,200.00	2,800.00	40.00 %
<a href="#">02-5-51-35502</a>	WEED MANAGEMENT	20,000.00	20,000.00	6,511.28	12,790.99	7,209.01	36.05 %
<a href="#">02-5-51-36000</a>	TRAIL MAINTENANCE	10,000.00	10,000.00	-1,000.00	257.38	9,742.62	97.43 %
<a href="#">02-5-51-37321</a>	UNIFORM ALLOWANCE	3,000.00	3,000.00	0.00	1,904.82	1,095.18	36.51 %
<a href="#">02-5-51-41101</a>	EQUIPMENT-REPAIR & MNX	10,000.00	10,000.00	1,259.58	5,085.77	4,914.23	49.14 %
<a href="#">02-5-51-74812</a>	LANDSCAPING/BEAUTIFICATION	5,000.00	5,000.00	662.60	912.60	4,087.40	81.75 %
<b>Department: 51 - PARKS MAINTENANCE Total:</b>		<b>755,074.00</b>	<b>755,074.00</b>	<b>74,718.12</b>	<b>409,998.72</b>	<b>345,075.28</b>	<b>45.70%</b>
<b>Fund: 02 - GENERAL FUND Surplus (Deficit):</b>		<b>-923,904.76</b>	<b>-1,261,743.68</b>	<b>1,065,408.87</b>	<b>-650,232.70</b>	<b>611,510.98</b>	<b>48.47%</b>
<b>Fund: 03 - ENTERPRISE FUND</b>							
<b>Department: 00 - UNDESIGNATED</b>							
<a href="#">03-4-00-63361</a>	OTHER GRANTS	140,000.00	603,900.00	0.00	23,231.87	-580,668.13	96.15 %
<a href="#">03-4-00-63450</a>	ACCRETION CREDIT LEASE REVENUE	65,000.00	65,000.00	0.00	65,000.00	0.00	0.00 %
<a href="#">03-4-00-63699</a>	ARPA GRANT REVENUE	1,007,567.00	1,050,877.00	0.00	1,050,877.00	0.00	0.00 %
<a href="#">03-4-00-64511</a>	EF SANITATION SERVICE CHARGES	1,680,000.00	1,680,000.00	139,155.86	955,424.03	-724,575.97	43.13 %
<a href="#">03-4-00-64711</a>	EF WATER SERVICE CHARGES	2,310,000.00	2,310,000.00	345,936.40	1,101,435.57	-1,208,564.43	52.32 %
<a href="#">03-4-00-64721</a>	EF WATER TAP FEES	45,000.00	45,000.00	2,450.00	16,840.00	-28,160.00	62.58 %
<a href="#">03-4-00-64811</a>	EF SEWER SERVICE CHARGES	1,470,000.00	1,470,000.00	130,104.58	906,747.40	-563,252.60	38.32 %
<a href="#">03-4-00-64821</a>	EF SEWER TAP FEES	15,000.00	15,000.00	1,000.00	6,000.00	-9,000.00	60.00 %
<a href="#">03-4-00-64891</a>	E ALAMOSA MONTHLY FEES	58,000.00	58,000.00	5,064.27	35,302.39	-22,697.61	39.13 %
<a href="#">03-4-00-65100</a>	CREDIT CARD FEE REVENUE	0.00	53,000.00	3,466.18	16,668.57	-36,331.43	68.55 %
<a href="#">03-4-00-67111</a>	INTEREST ON INVESTMENTS	30,000.00	30,000.00	0.00	39,678.58	9,678.58	132.26 %
<a href="#">03-4-00-68191</a>	GENERAL GOVT MISCELLANEOUS	0.00	0.00	0.00	1,923.49	1,923.49	0.00 %
<a href="#">03-4-00-68192</a>	CASH LONG/SHORT	200.00	200.00	1.12	42.47	-157.53	78.77 %
<a href="#">03-4-00-68376</a>	TELECOMMUNICATIONS PASSTHRU	10,000.00	10,000.00	0.00	0.00	-10,000.00	100.00 %
<a href="#">03-4-00-68394</a>	RECYCLING REVENUE	60,000.00	60,000.00	38,665.95	64,933.10	4,933.10	108.22 %
<a href="#">03-4-00-68400</a>	Recycling Bag Fee	0.00	25,925.75	5,774.16	24,344.84	-1,580.91	6.10 %
<a href="#">03-4-00-69292</a>	TRANSFER IN	1,550,000.00	1,550,000.00	0.00	1,550,000.00	0.00	0.00 %
<b>Department: 00 - UNDESIGNATED Total:</b>		<b>8,440,767.00</b>	<b>9,026,902.75</b>	<b>671,618.52</b>	<b>5,858,449.31</b>	<b>-3,168,453.44</b>	<b>35.10%</b>
<b>Department: 01 - WATER DEPARTMENT</b>							
<a href="#">03-5-01-11111</a>	FULL TIME SALARIES	369,327.00	369,327.00	27,135.28	193,244.65	176,082.35	47.68 %
<a href="#">03-5-01-12111</a>	FULL TIME OVERTIME	14,227.00	14,227.00	358.20	4,499.01	9,727.99	68.38 %
<a href="#">03-5-01-13111</a>	PERA/ICMA	56,613.00	56,613.00	4,056.17	29,145.50	27,467.50	48.52 %
<a href="#">03-5-01-14151</a>	MEDICARE	5,562.00	5,562.00	394.31	2,844.84	2,717.16	48.85 %
<a href="#">03-5-01-14211</a>	WORKMENS COMPENSATION	12,310.00	12,310.00	1,146.42	6,602.91	5,707.09	46.36 %
<a href="#">03-5-01-14311</a>	MEDICAL/DENTAL INSURANCE	35,537.00	35,537.00	1,433.92	8,060.38	27,476.62	77.32 %
<a href="#">03-5-01-14312</a>	LIFE INSURANCE	1,538.00	1,538.00	0.00	0.00	1,538.00	100.00 %
<a href="#">03-5-01-14611</a>	UNEMPLOYMENT INSURANCE	1,151.00	1,151.00	54.40	392.40	758.60	65.91 %
<a href="#">03-5-01-22111</a>	GAS & OIL	13,000.00	13,000.00	1,605.48	10,361.89	2,638.11	20.29 %
<a href="#">03-5-01-22791</a>	MISCELLANEOUS SUPPLIES	9,000.00	9,000.00	134.97	1,822.82	7,177.18	79.75 %
<a href="#">03-5-01-23711</a>	PUMPS/PIPES/FITTINGS	52,500.00	52,500.00	0.00	16,021.31	36,478.69	69.48 %
<a href="#">03-5-01-31651</a>	LAB SERVICES-TESTING	1,500.00	1,500.00	0.00	0.00	1,500.00	100.00 %
<a href="#">03-5-01-32111</a>	TRAINING & TRAVEL	6,000.00	6,000.00	0.00	1,504.74	4,495.26	74.92 %
<a href="#">03-5-01-32211</a>	TUITION & TRAINING	0.00	0.00	545.00	545.00	-545.00	0.00 %
<a href="#">03-5-01-32311</a>	MEMBERSHIP & DUES	1,700.00	1,700.00	0.00	0.00	1,700.00	100.00 %
<a href="#">03-5-01-33211</a>	TELEPHONE	1,500.00	1,500.00	124.07	744.54	755.46	50.36 %
<a href="#">03-5-01-33411</a>	ELECTRICAL/GAS SERVICES	135,000.00	135,000.00	13,134.89	59,527.17	75,472.83	55.91 %
<a href="#">03-5-01-35111</a>	VEHICLE REPAIR	8,000.00	8,000.00	201.19	2,522.12	5,477.88	68.47 %
<a href="#">03-5-01-35211</a>	BLDG MAINT/REPAIR	2,500.00	2,500.00	0.00	1,626.61	873.39	34.94 %
<a href="#">03-5-01-35213</a>	LCRR COMPLIANCE	50,000.00	50,000.00	0.00	8,610.65	41,389.35	82.78 %
<a href="#">03-5-01-35311</a>	METER REPAIRS	40,000.00	40,000.00	22.33	11,893.59	28,106.41	70.27 %
<a href="#">03-5-01-35321</a>	WATER CONSERVATION	7,000.00	7,000.00	278.49	1,697.29	5,302.71	75.75 %
<a href="#">03-5-01-35341</a>	MAINTENANCE AGREEMENT	10,000.00	10,000.00	0.00	6,599.79	3,400.21	34.00 %
<a href="#">03-5-01-35610</a>	COLORADO DIG 811	4,000.00	4,000.00	6.79	862.83	3,137.17	78.43 %
<a href="#">03-5-01-37100</a>	WATER TOWER TELECOMMUNICAT...	10,000.00	10,000.00	0.00	0.00	10,000.00	100.00 %
<a href="#">03-5-01-37141</a>	REFUNDING BOND INTEREST	90,400.00	90,400.00	0.00	47,800.00	42,600.00	47.12 %

Budget Report

For Fiscal: 2024 Period Ending: 07/31/2024

		Original	Current	Period	Fiscal	Variance	Percent
		Total Budget	Total Budget	Activity	Activity	Favorable (Unfavorable)	Remaining
<a href="#">03-5-01-37321</a>	UNIFORM ALLOWANCE	1,500.00	1,500.00	0.00	447.54	1,052.46	70.16 %
<a href="#">03-5-01-38833</a>	OPERATING MACHINES & EQUIP	11,000.00	11,000.00	89.98	2,185.49	8,814.51	80.13 %
<a href="#">03-5-01-38844</a>	EQUIPMENT REBUILDING/REPAIR	6,000.00	6,000.00	0.00	16.19	5,983.81	99.73 %
<a href="#">03-5-01-38855</a>	WELL REHAB	46,000.00	46,000.00	0.00	0.00	46,000.00	100.00 %
<a href="#">03-5-01-50952</a>	BOND PRINCIPAL PAYMENTS	260,000.00	260,000.00	0.00	260,000.00	0.00	0.00 %
<a href="#">03-5-01-69812</a>	TRANSFERS OUT	320,189.97	320,189.97	0.00	320,189.97	0.00	0.00 %
<a href="#">03-5-01-70521</a>	OPERATING MACHINES & EQUIPM...	9,000.00	9,000.00	0.00	9,715.00	-715.00	-7.94 %
<a href="#">03-5-01-70981</a>	BUILDING IMPROVEMENTS	30,000.00	30,000.00	0.00	944.25	29,055.75	96.85 %
<a href="#">03-5-01-72241</a>	WELLS: REPAIR/REPLACE	2,299,850.00	2,526,350.00	3,424.46	1,911,270.40	615,079.60	24.35 %
<a href="#">03-5-01-72331</a>	WATER DISTRIBUTION SYSTEM	724,361.50	957,399.01	179,630.92	690,709.71	266,689.30	27.86 %
<a href="#">03-5-01-72335</a>	AUGMENTATION PLAN	545,000.00	545,000.00	6,845.00	17,037.00	527,963.00	96.87 %
<b>Department: 01 - WATER DEPARTMENT Total:</b>		<b>5,191,266.47</b>	<b>5,650,803.98</b>	<b>240,622.27</b>	<b>3,629,445.59</b>	<b>2,021,358.39</b>	<b>35.77%</b>
<b>Department: 02 - SEWER DEPARTMENT</b>							
<a href="#">03-5-02-11111</a>	FULL TIME SALARIES	199,726.00	199,726.00	16,787.69	123,613.13	76,112.87	38.11 %
<a href="#">03-5-02-12111</a>	FULL TIME OVERTIME	17,784.00	17,784.00	310.47	5,473.47	12,310.53	69.22 %
<a href="#">03-5-02-13111</a>	PERA/ICMA	32,105.00	32,105.00	2,527.11	18,583.14	13,521.86	42.12 %
<a href="#">03-5-02-14151</a>	MEDICARE	3,154.00	3,154.00	229.15	1,747.98	1,406.02	44.58 %
<a href="#">03-5-02-14211</a>	WORKMENS COMPENSATION	7,890.00	7,890.00	734.49	4,230.36	3,659.64	46.38 %
<a href="#">03-5-02-14311</a>	MEDICAL/DENTAL INSURANCE	24,914.00	24,914.00	3,531.48	23,026.78	1,887.22	7.57 %
<a href="#">03-5-02-14312</a>	LIFE INSURANCE	931.00	931.00	0.00	0.00	931.00	100.00 %
<a href="#">03-5-02-14611</a>	UNEMPLOYMENT INSURANCE	653.00	653.00	31.59	241.08	411.92	63.08 %
<a href="#">03-5-02-22111</a>	GAS & OIL	13,000.00	13,000.00	604.71	5,400.08	7,599.92	58.46 %
<a href="#">03-5-02-22791</a>	MISCELLANEOUS SUPPLIES	5,000.00	5,000.00	763.16	4,739.35	260.65	5.21 %
<a href="#">03-5-02-23711</a>	PIPES/FITTINGS	14,000.00	14,000.00	0.00	772.00	13,228.00	94.49 %
<a href="#">03-5-02-31651</a>	LAB SERVICES-TESTING	300.00	300.00	0.00	0.00	300.00	100.00 %
<a href="#">03-5-02-31665</a>	PROPERTY ABATEMENT	0.00	0.00	0.00	10,000.00	-10,000.00	0.00 %
<a href="#">03-5-02-32111</a>	TRAINING & TRAVEL	6,000.00	6,000.00	0.00	980.00	5,020.00	83.67 %
<a href="#">03-5-02-32211</a>	TUITION & TRAINING	0.00	0.00	545.00	545.00	-545.00	0.00 %
<a href="#">03-5-02-33211</a>	TELEPHONE	2,100.00	2,100.00	42.79	454.97	1,645.03	78.33 %
<a href="#">03-5-02-33411</a>	ELECTRICAL/GAS SERVICES	45,000.00	45,000.00	4,114.29	20,673.91	24,326.09	54.06 %
<a href="#">03-5-02-35111</a>	VEHICLE REPAIR	6,000.00	6,000.00	507.20	1,769.67	4,230.33	70.51 %
<a href="#">03-5-02-35211</a>	BLDG MAINT/REPAIR	1,000.00	1,000.00	0.00	1,165.55	-165.55	-16.56 %
<a href="#">03-5-02-35411</a>	STORM DRAIN MAINTENANCE	7,000.00	7,000.00	2,974.55	2,974.55	4,025.45	57.51 %
<a href="#">03-5-02-35610</a>	COLORADO 811 DIG	4,000.00	4,000.00	112.23	1,023.24	2,976.76	74.42 %
<a href="#">03-5-02-37321</a>	UNIFORM ALLOWANCE	1,500.00	1,500.00	0.00	339.15	1,160.85	77.39 %
<a href="#">03-5-02-38833</a>	OPERATING MACHINES & EQUIP	12,000.00	12,000.00	1,324.32	7,287.52	4,712.48	39.27 %
<a href="#">03-5-02-38844</a>	LIFT STATION PUMPS	25,000.00	25,000.00	2,112.52	27,665.65	-2,665.65	-10.66 %
<a href="#">03-5-02-69812</a>	TRANSFERS OUT	311,409.97	311,409.97	0.00	311,409.97	0.00	0.00 %
<a href="#">03-5-02-70131</a>	HEAVY EQUIPMENT	517,500.00	517,500.00	0.00	517,000.00	500.00	0.10 %
<a href="#">03-5-02-71221</a>	SEWER SYSTEM IMPROVEMENTS	552,257.50	552,257.50	44,429.56	120,034.61	432,222.89	78.26 %
<a href="#">03-5-02-71241</a>	LIFT STATIONS: REPAIR/REPLACE	440,000.00	681,000.00	7,500.00	270,380.61	410,619.39	60.30 %
<a href="#">03-5-02-73511</a>	STORM DRAINAGE	512,238.00	787,238.00	7,063.63	201,748.62	585,489.38	74.37 %
<b>Department: 02 - SEWER DEPARTMENT Total:</b>		<b>2,762,462.47</b>	<b>3,278,462.47</b>	<b>96,245.94</b>	<b>1,683,280.39</b>	<b>1,595,182.08</b>	<b>48.66%</b>
<b>Department: 03 - SANITATION DEPARTMENT</b>							
<a href="#">03-5-03-11111</a>	FULL TIME SALARIES	498,200.00	498,200.00	38,900.05	289,300.29	208,899.71	41.93 %
<a href="#">03-5-03-12111</a>	FULL TIME OVERTIME	1,368.00	1,368.00	1,725.34	6,065.36	-4,697.36	-343.37 %
<a href="#">03-5-03-13111</a>	PERA/ICMA	73,736.00	73,736.00	5,675.40	41,431.74	32,304.26	43.81 %
<a href="#">03-5-03-14151</a>	MEDICARE	7,244.00	7,244.00	551.31	4,042.72	3,201.28	44.19 %
<a href="#">03-5-03-14211</a>	WORKMENS COMPENSATION	48,790.00	48,790.00	4,842.16	30,235.59	18,554.41	38.03 %
<a href="#">03-5-03-14311</a>	MEDICAL/DENTAL INSURANCE	117,193.00	117,193.00	7,675.38	50,042.33	67,150.67	57.30 %
<a href="#">03-5-03-14312</a>	LIFE INSURANCE	2,139.00	2,139.00	0.00	0.00	2,139.00	100.00 %
<a href="#">03-5-03-14611</a>	UNEMPLOYMENT INSURANCE	1,499.00	1,499.00	76.03	557.60	941.40	62.80 %
<a href="#">03-5-03-22111</a>	GAS & OIL	75,000.00	75,000.00	3,727.71	27,992.81	47,007.19	62.68 %
<a href="#">03-5-03-22791</a>	MISCELLANEOUS SUPPLIES	5,000.00	5,000.00	97.21	2,379.56	2,620.44	52.41 %
<a href="#">03-5-03-32211</a>	TUITION & TRAINING	1,000.00	1,000.00	0.00	0.00	1,000.00	100.00 %
<a href="#">03-5-03-32311</a>	MEMBERSHIP & DUES	0.00	0.00	0.00	290.00	-290.00	0.00 %
<a href="#">03-5-03-33211</a>	TELEPHONE	1,200.00	1,200.00	131.97	792.18	407.82	33.99 %
<a href="#">03-5-03-33411</a>	ELECTRICAL/GAS SERVICES	9,500.00	9,500.00	244.06	2,656.75	6,843.25	72.03 %

Budget Report

For Fiscal: 2024 Period Ending: 07/31/2024

		Original	Current	Period	Fiscal	Variance	Percent
		Total Budget	Total Budget	Activity	Activity	Favorable (Unfavorable)	Remaining
<a href="#">03-5-03-35111</a>	VEHICLE REPAIR	33,000.00	33,000.00	2,038.52	12,950.33	20,049.67	60.76 %
<a href="#">03-5-03-35211</a>	BLDG MAINT/REPAIR	1,500.00	1,500.00	0.00	932.48	567.52	37.83 %
<a href="#">03-5-03-35381</a>	DUMPSTER/POLYKART REPAIR	30,000.00	30,000.00	548.46	26,242.20	3,757.80	12.53 %
<a href="#">03-5-03-37321</a>	UNIFORM ALLOWANCE	3,500.00	3,500.00	0.00	339.15	3,160.85	90.31 %
<a href="#">03-5-03-37931</a>	LANDFILL FEES	125,000.00	125,000.00	9,893.60	59,440.79	65,559.21	52.45 %
<a href="#">03-5-03-37932</a>	RECYCLING	13,000.00	13,000.00	1,243.77	10,423.75	2,576.25	19.82 %
<a href="#">03-5-03-69812</a>	TRANSFERS OUT	387,409.97	387,409.97	0.00	387,409.97	0.00	0.00 %
<b>Department: 03 - SANITATION DEPARTMENT Total:</b>		<b>1,435,278.97</b>	<b>1,435,278.97</b>	<b>77,370.97</b>	<b>953,525.60</b>	<b>481,753.37</b>	<b>33.57%</b>
<b>Department: 05 - SEWAGE TREATMENT</b>							
<a href="#">03-5-05-11111</a>	FULL TIME SALARIES	75,784.00	75,784.00	5,934.25	44,256.94	31,527.06	41.60 %
<a href="#">03-5-05-12111</a>	FULL TIME OVERTIME	1,368.00	1,368.00	344.84	1,870.29	-502.29	-36.72 %
<a href="#">03-5-05-13111</a>	PERA/ICMA	11,388.00	11,388.00	839.86	6,229.26	5,158.74	45.30 %
<a href="#">03-5-05-14151</a>	MEDICARE	1,119.00	1,119.00	82.39	611.11	507.89	45.39 %
<a href="#">03-5-05-14211</a>	WORKMENS COMPENSATION	1,520.00	1,520.00	140.78	810.84	709.16	46.66 %
<a href="#">03-5-05-14311</a>	MEDICAL/DENTAL INSURANCE	19,487.00	19,487.00	1,469.72	9,582.42	9,904.58	50.83 %
<a href="#">03-5-05-14312</a>	LIFE INSURANCE	263.00	263.00	0.00	0.00	263.00	100.00 %
<a href="#">03-5-05-14611</a>	UNEMPLOYMENT INSURANCE	231.00	231.00	11.37	84.30	146.70	63.51 %
<a href="#">03-5-05-22111</a>	GAS & OIL	1,500.00	1,500.00	98.49	342.87	1,157.13	77.14 %
<a href="#">03-5-05-22112</a>	BULK FLUIDS	2,250.00	2,250.00	938.69	3,039.01	-789.01	-35.07 %
<a href="#">03-5-05-22391</a>	TREATMENT CHEMICALS/LAB	5,000.00	5,000.00	0.00	2,207.82	2,792.18	55.84 %
<a href="#">03-5-05-22791</a>	MISCELLANEOUS SUPPLIES	1,500.00	1,500.00	84.95	853.12	646.88	43.13 %
<a href="#">03-5-05-31651</a>	LAB SERVICES-TESTING	40,000.00	40,000.00	829.68	19,080.34	20,919.66	52.30 %
<a href="#">03-5-05-31681</a>	DISCHARGE PERMIT FEES	25,000.00	25,000.00	0.00	0.00	25,000.00	100.00 %
<a href="#">03-5-05-32111</a>	TRAINING & TRAVEL	2,500.00	2,500.00	255.29	1,414.73	1,085.27	43.41 %
<a href="#">03-5-05-33211</a>	TELEPHONE	600.00	600.00	43.99	265.05	334.95	55.83 %
<a href="#">03-5-05-33411</a>	ELECTRICAL/GAS SERVICES	155,000.00	155,000.00	0.00	61,277.21	93,722.79	60.47 %
<a href="#">03-5-05-35111</a>	VEHICLE REPAIR	500.00	500.00	0.00	0.00	500.00	100.00 %
<a href="#">03-5-05-35211</a>	BLDG MAINT/REPAIR	8,500.00	8,500.00	75.00	1,427.51	7,072.49	83.21 %
<a href="#">03-5-05-37321</a>	UNIFORM ALLOWANCE	325.00	325.00	0.00	150.00	175.00	53.85 %
<a href="#">03-5-05-38844</a>	EQUIPMENT REBUILDING/REPAIR	45,000.00	45,000.00	512.74	57,770.69	-12,770.69	-28.38 %
<a href="#">03-5-05-69812</a>	TRANSFERS OUT	65,235.00	65,235.00	0.00	65,235.00	0.00	0.00 %
<a href="#">03-5-05-70521</a>	OPERATING MACHINES & EQUIPM...	0.00	0.00	0.00	1,615.34	-1,615.34	0.00 %
<a href="#">03-5-05-70981</a>	BUILDING IMPROVEMENTS	30,000.00	30,000.00	694.00	2,026.40	27,973.60	93.25 %
<b>Department: 05 - SEWAGE TREATMENT Total:</b>		<b>494,070.00</b>	<b>494,070.00</b>	<b>12,356.04</b>	<b>280,150.25</b>	<b>213,919.75</b>	<b>43.30%</b>
<b>Department: 06 - WATER TREATMENT</b>							
<a href="#">03-5-06-11111</a>	FULL TIME SALARIES	91,742.00	91,742.00	6,969.75	54,981.42	36,760.58	40.07 %
<a href="#">03-5-06-12111</a>	FULL TIME OVERTIME	5,928.00	5,928.00	20.92	4,968.13	959.87	16.19 %
<a href="#">03-5-06-13111</a>	PERA/ICMA	14,416.00	14,416.00	1,012.76	8,707.06	5,708.94	39.60 %
<a href="#">03-5-06-14151</a>	MEDICARE	1,416.00	1,416.00	99.35	854.21	561.79	39.67 %
<a href="#">03-5-06-14211</a>	WORKMENS COMPENSATION	3,010.00	3,010.00	280.04	1,612.92	1,397.08	46.41 %
<a href="#">03-5-06-14312</a>	LIFE INSURANCE	238.00	238.00	0.00	0.00	238.00	100.00 %
<a href="#">03-5-06-14611</a>	UNEMPLOYMENT INSURANCE	293.00	293.00	13.71	117.83	175.17	59.78 %
<a href="#">03-5-06-22111</a>	GAS & OIL	2,210.00	2,210.00	0.00	28.12	2,181.88	98.73 %
<a href="#">03-5-06-22391</a>	TREATMENT CHEMICALS/LAB	165,000.00	165,000.00	33,267.28	100,640.48	64,359.52	39.01 %
<a href="#">03-5-06-22791</a>	MISCELLANEOUS SUPPLIES	4,000.00	4,000.00	77.08	2,111.29	1,888.71	47.22 %
<a href="#">03-5-06-31651</a>	LAB SERVICES-TESTING	15,000.00	15,000.00	221.94	4,222.98	10,777.02	71.85 %
<a href="#">03-5-06-32111</a>	TRAINING & TRAVEL	5,000.00	5,000.00	0.00	3,272.72	1,727.28	34.55 %
<a href="#">03-5-06-33211</a>	TELEPHONE	600.00	600.00	43.99	264.06	335.94	55.99 %
<a href="#">03-5-06-33411</a>	ELECTRICAL/GAS SERVICES	104,880.00	104,880.00	8,292.53	40,242.84	64,637.16	61.63 %
<a href="#">03-5-06-34105</a>	BLDG MAINT/REPAIR	4,000.00	4,000.00	340.00	1,937.88	2,062.12	51.55 %
<a href="#">03-5-06-34106</a>	MNX AGREEMENTS	12,600.00	12,600.00	0.00	12,253.97	346.03	2.75 %
<a href="#">03-5-06-35111</a>	VEHICLE REPAIR	750.00	750.00	0.00	82.48	667.52	89.00 %
<a href="#">03-5-06-37321</a>	UNIFORM ALLOWANCE	325.00	325.00	0.00	104.89	220.11	67.73 %
<a href="#">03-5-06-38844</a>	EQUIPMENT REBUILDING/REPAIR	45,000.00	45,000.00	0.00	30,033.64	14,966.36	33.26 %
<a href="#">03-5-06-69812</a>	TRANSFERS OUT	50,235.00	50,235.00	0.00	50,235.00	0.00	0.00 %
<a href="#">03-5-06-70113</a>	MEMBRANE REPLACEMENT	130,000.00	130,000.00	0.00	0.00	130,000.00	100.00 %
<a href="#">03-5-06-70981</a>	BUILDING IMPROVEMENTS	119,463.00	119,463.00	0.00	6,424.91	113,038.09	94.62 %

Budget Report

For Fiscal: 2024 Period Ending: 07/31/2024

	Original Total Budget	Current Total Budget	Period Activity	Fiscal Activity	Variance Favorable (Unfavorable)	Percent Remaining
<b>Department: 06 - WATER TREATMENT Total:</b>	<b>776,106.00</b>	<b>776,106.00</b>	<b>50,639.35</b>	<b>323,096.83</b>	<b>453,009.17</b>	<b>58.37%</b>
<b>Fund: 03 - ENTERPRISE FUND Surplus (Deficit):</b>	<b>-2,218,416.91</b>	<b>-2,607,818.67</b>	<b>194,383.95</b>	<b>-1,011,049.35</b>	<b>1,596,769.32</b>	<b>61.23%</b>
<b>Fund: 04 - CAPITAL IMPROVEMENTS</b>						
<b>Department: 00 - UNDESIGNATED</b>						
<a href="#">04-4-00-69292</a> TRANSFER IN	461,000.00	461,000.00	0.00	461,000.00	0.00	0.00 %
<b>Department: 00 - UNDESIGNATED Total:</b>	<b>461,000.00</b>	<b>461,000.00</b>	<b>0.00</b>	<b>461,000.00</b>	<b>0.00</b>	<b>0.00%</b>
<b>Department: 40 - CAPITAL IMPROVEMENTS</b>						
<a href="#">04-5-40-69812</a> TRANSFERS OUT	350,000.00	407,073.00	0.00	407,073.00	0.00	0.00 %
<b>Department: 40 - CAPITAL IMPROVEMENTS Total:</b>	<b>350,000.00</b>	<b>407,073.00</b>	<b>0.00</b>	<b>407,073.00</b>	<b>0.00</b>	<b>0.00%</b>
<b>Fund: 04 - CAPITAL IMPROVEMENTS Surplus (Deficit):</b>	<b>111,000.00</b>	<b>53,927.00</b>	<b>0.00</b>	<b>53,927.00</b>	<b>0.00</b>	<b>0.00%</b>
<b>Fund: 05 - STREETS TRUST FUND</b>						
<b>Department: 00 - UNDESIGNATED</b>						
<a href="#">05-4-00-61311</a> GENERAL SALES TAX	1,999,058.00	1,999,058.00	175,597.67	1,080,832.42	-918,225.58	45.93 %
<a href="#">05-4-00-69292</a> TRANSFER IN	500,000.00	500,000.00	0.00	500,000.00	0.00	0.00 %
<b>Department: 00 - UNDESIGNATED Total:</b>	<b>2,499,058.00</b>	<b>2,499,058.00</b>	<b>175,597.67</b>	<b>1,580,832.42</b>	<b>-918,225.58</b>	<b>36.74%</b>
<b>Department: 40 - CAPITAL IMPROVEMENTS</b>						
<a href="#">05-5-40-73112</a> STREET IMPROVEMENTS	1,618,034.00	1,667,034.00	277,327.81	1,200,934.45	466,099.55	27.96 %
<a href="#">05-5-40-73113</a> STREET MAINTENANCE	300,000.00	300,000.00	21,312.00	38,389.00	261,611.00	87.20 %
<a href="#">05-5-40-73114</a> CONCRETE REPLACEMENT	100,000.00	100,000.00	1,135.00	1,135.00	98,865.00	98.87 %
<b>Department: 40 - CAPITAL IMPROVEMENTS Total:</b>	<b>2,018,034.00</b>	<b>2,067,034.00</b>	<b>299,774.81</b>	<b>1,240,458.45</b>	<b>826,575.55</b>	<b>39.99%</b>
<b>Fund: 05 - STREETS TRUST FUND Surplus (Deficit):</b>	<b>481,024.00</b>	<b>432,024.00</b>	<b>-124,177.14</b>	<b>340,373.97</b>	<b>-91,650.03</b>	<b>21.21%</b>
<b>Fund: 06 - CEMETERY ENDOWMENT</b>						
<b>Department: 00 - UNDESIGNATED</b>						
<a href="#">06-4-00-64911</a> CEF CEMETERY SPACE SALES	35,000.00	35,000.00	5,050.00	18,034.51	-16,965.49	48.47 %
<a href="#">06-4-00-67111</a> INTEREST ON INVESTMENTS	150.00	150.00	0.00	0.00	-150.00	100.00 %
<b>Department: 00 - UNDESIGNATED Total:</b>	<b>35,150.00</b>	<b>35,150.00</b>	<b>5,050.00</b>	<b>18,034.51</b>	<b>-17,115.49</b>	<b>48.69%</b>
<b>Department: 59 - CEMETERY ENDOWMENT</b>						
<a href="#">06-5-59-22111</a> GAS & OIL	3,000.00	3,000.00	295.48	730.69	2,269.31	75.64 %
<a href="#">06-5-59-33413</a> PROPANE	1,600.00	1,600.00	32.92	362.52	1,237.48	77.34 %
<a href="#">06-5-59-43411</a> IRRIGATION/SPRINKLER SYSTEMS	7,000.00	7,000.00	0.00	4,947.51	2,052.49	29.32 %
<a href="#">06-5-59-43621</a> CEMETERY IMPROVEMENTS	10,000.00	10,000.00	0.00	0.00	10,000.00	100.00 %
<a href="#">06-5-59-69812</a> TRANSFERS OUT	5,000.00	5,000.00	0.00	5,000.00	0.00	0.00 %
<b>Department: 59 - CEMETERY ENDOWMENT Total:</b>	<b>26,600.00</b>	<b>26,600.00</b>	<b>328.40</b>	<b>11,040.72</b>	<b>15,559.28</b>	<b>58.49%</b>
<b>Fund: 06 - CEMETERY ENDOWMENT Surplus (Deficit):</b>	<b>8,550.00</b>	<b>8,550.00</b>	<b>4,721.60</b>	<b>6,993.79</b>	<b>-1,556.21</b>	<b>18.20%</b>
<b>Fund: 09 - FIREMEN'S PENSION</b>						
<b>Department: 00 - UNDESIGNATED</b>						
<a href="#">09-4-00-61111</a> GENERAL PROPERTY TAXES	44,000.00	44,000.00	8,874.52	43,435.09	-564.91	1.28 %
<b>Department: 00 - UNDESIGNATED Total:</b>	<b>44,000.00</b>	<b>44,000.00</b>	<b>8,874.52</b>	<b>43,435.09</b>	<b>-564.91</b>	<b>1.28%</b>
<b>Department: 09 - FIREMEN'S PENSION</b>						
<a href="#">09-5-09-13221</a> FIRE RETIREMENT PLAN	44,000.00	44,000.00	0.00	0.00	44,000.00	100.00 %
<b>Department: 09 - FIREMEN'S PENSION Total:</b>	<b>44,000.00</b>	<b>44,000.00</b>	<b>0.00</b>	<b>0.00</b>	<b>44,000.00</b>	<b>100.00%</b>
<b>Fund: 09 - FIREMEN'S PENSION Surplus (Deficit):</b>	<b>0.00</b>	<b>0.00</b>	<b>8,874.52</b>	<b>43,435.09</b>	<b>43,435.09</b>	<b>0.00%</b>
<b>Fund: 11 - CONSERVATION TRUST</b>						
<b>Department: 00 - UNDESIGNATED</b>						
<a href="#">11-4-00-67111</a> INTEREST ON INVESTMENTS	70.00	70.00	0.00	0.00	-70.00	100.00 %
<a href="#">11-4-00-68531</a> CTF STATE LOTTERY FUNDS	130,000.00	130,000.00	0.00	66,234.50	-63,765.50	49.05 %
<b>Department: 00 - UNDESIGNATED Total:</b>	<b>130,070.00</b>	<b>130,070.00</b>	<b>0.00</b>	<b>66,234.50</b>	<b>-63,835.50</b>	<b>49.08%</b>
<b>Department: 60 - CONSERVATION TRUST</b>						
<a href="#">11-5-60-32911</a> OTHER REPAIRS & MNX	15,000.00	15,000.00	2,234.02	15,331.06	-331.06	-2.21 %
<a href="#">11-5-60-43941</a> LANDSCAPE AND TREES	5,000.00	5,000.00	2,280.00	5,781.00	-781.00	-15.62 %
<a href="#">11-5-60-69812</a> TRANSFERS OUT	0.00	20,000.00	0.00	20,000.00	0.00	0.00 %
<a href="#">11-5-60-74811</a> PARKS/RECREATIONAL FACILITIES	95,000.00	95,000.00	33,509.98	41,009.98	53,990.02	56.83 %
<b>Department: 60 - CONSERVATION TRUST Total:</b>	<b>115,000.00</b>	<b>135,000.00</b>	<b>38,024.00</b>	<b>82,122.04</b>	<b>52,877.96</b>	<b>39.17%</b>



**Budget Report**

**For Fiscal: 2024 Period Ending: 07/31/2024**

	Original Total Budget	Current Total Budget	Period Activity	Fiscal Activity	Variance Favorable (Unfavorable)	Percent Remaining
<b>Fund: 11 - CONSERVATION TRUST Surplus (Deficit):</b>	<b>15,070.00</b>	<b>-4,930.00</b>	<b>-38,024.00</b>	<b>-15,887.54</b>	<b>-10,957.54</b>	<b>-222.26%</b>
<b>Fund: 12 - ACLC DEBT SERVICE</b>						
<b>Department: 00 - UNDESIGNATED</b>						
<a href="#">12-4-00-69292</a> TRANSFER IN	532,469.25	532,469.25	0.00	532,469.25	0.00	0.00 %
<b>Department: 00 - UNDESIGNATED Total:</b>	<b>532,469.25</b>	<b>532,469.25</b>	<b>0.00</b>	<b>532,469.25</b>	<b>0.00</b>	<b>0.00%</b>
<b>Department: 61 - RECREATION DEBT SERV</b>						
<a href="#">12-5-61-31631</a> ADMINISTRATIVE SERVICES	4,000.00	4,000.00	0.00	0.00	4,000.00	100.00 %
<a href="#">12-5-61-37111</a> REFUNDED BOND INTEREST	54,569.25	54,569.25	0.00	28,090.50	26,478.75	48.52 %
<a href="#">12-5-61-50952</a> BOND PRINCIPAL PAYMENTS	105,000.00	105,000.00	0.00	105,000.00	0.00	0.00 %
<b>Department: 61 - RECREATION DEBT SERV Total:</b>	<b>163,569.25</b>	<b>163,569.25</b>	<b>0.00</b>	<b>133,090.50</b>	<b>30,478.75</b>	<b>18.63%</b>
<b>Department: 65 - CITY HALL COMPLEX</b>						
<a href="#">12-5-65-37111</a> REFUNDED BOND INTEREST	83,900.00	83,900.00	0.00	44,800.00	39,100.00	46.60 %
<a href="#">12-5-65-50952</a> BOND PRINCIPAL PAYMENTS	285,000.00	285,000.00	0.00	285,000.00	0.00	0.00 %
<b>Department: 65 - CITY HALL COMPLEX Total:</b>	<b>368,900.00</b>	<b>368,900.00</b>	<b>0.00</b>	<b>329,800.00</b>	<b>39,100.00</b>	<b>10.60%</b>
<b>Fund: 12 - ACLC DEBT SERVICE Surplus (Deficit):</b>	<b>0.00</b>	<b>0.00</b>	<b>0.00</b>	<b>69,578.75</b>	<b>69,578.75</b>	<b>0.00%</b>
<b>Fund: 13 - EMPLOYEE BENEFIT</b>						
<b>Department: 00 - UNDESIGNATED</b>						
<a href="#">13-4-00-68191</a> MISCELLANEOUS REFUNDS	0.00	0.00	0.00	5,633.19	5,633.19	0.00 %
<a href="#">13-4-00-68221</a> EBF CITY CONTRIBUTION	1,400,000.00	1,400,000.00	106,706.60	681,413.65	-718,586.35	51.33 %
<a href="#">13-4-00-69221</a> CITY CONTR: LIFE/AD&D	35,000.00	35,000.00	0.00	0.00	-35,000.00	100.00 %
<a href="#">13-4-00-69222</a> EBF EMPLOYEE CONTRIBUTION	470,000.00	470,000.00	35,568.76	229,900.84	-240,099.16	51.08 %
<b>Department: 00 - UNDESIGNATED Total:</b>	<b>1,905,000.00</b>	<b>1,905,000.00</b>	<b>142,275.36</b>	<b>916,947.68</b>	<b>-988,052.32</b>	<b>51.87%</b>
<b>Department: 62 - EMPLOYEE BENEFIT</b>						
<a href="#">13-5-62-14111</a> MAJOR MEDICAL PREMIUM	532,000.00	532,000.00	41,903.70	248,598.81	283,401.19	53.27 %
<a href="#">13-5-62-14112</a> MEDICAL PREM-LIFE/AD&D	35,000.00	35,000.00	0.00	15,809.25	19,190.75	54.83 %
<a href="#">13-5-62-14131</a> MEDICAL SELF-INSURANCE	1,312,795.00	1,312,795.00	97,258.06	491,535.39	821,259.61	62.56 %
<a href="#">13-5-62-14141</a> INSURANCE ADMINISTRATION	25,000.00	25,000.00	684.00	684.00	24,316.00	97.26 %
<a href="#">13-5-62-14151</a> DENTAL	103,000.00	103,000.00	7,920.95	46,091.64	56,908.36	55.25 %
<a href="#">13-5-62-14152</a> VISION	24,800.00	24,800.00	4,302.35	17,036.89	7,763.11	31.30 %
<a href="#">13-5-62-14161</a> WELLNESS	6,000.00	6,000.00	100.00	1,637.10	4,362.90	72.72 %
<a href="#">13-5-62-14171</a> EAP	5,200.00	5,200.00	1,166.40	3,499.20	1,700.80	32.71 %
<a href="#">13-5-62-14181</a> TASC	5,000.00	5,000.00	0.00	1,449.48	3,550.52	71.01 %
<b>Department: 62 - EMPLOYEE BENEFIT Total:</b>	<b>2,048,795.00</b>	<b>2,048,795.00</b>	<b>153,335.46</b>	<b>826,341.76</b>	<b>1,222,453.24</b>	<b>59.67%</b>
<b>Fund: 13 - EMPLOYEE BENEFIT Surplus (Deficit):</b>	<b>-143,795.00</b>	<b>-143,795.00</b>	<b>-11,060.10</b>	<b>90,605.92</b>	<b>234,400.92</b>	<b>163.01%</b>
<b>Fund: 19 - COMMUNITY RECREATION</b>						
<b>Department: 00 - UNDESIGNATED</b>						
<a href="#">19-4-00-61311</a> GENERAL SALES TAX	1,999,058.00	1,999,058.00	175,597.67	1,080,832.42	-918,225.58	45.93 %
<a href="#">19-4-00-63314</a> GRANT REVENUE	115,500.00	202,400.00	12,312.74	62,003.19	-140,396.81	69.37 %
<a href="#">19-4-00-64115</a> PHOTOCOPYING	4,000.00	4,000.00	446.55	2,833.69	-1,166.31	29.16 %
<a href="#">19-4-00-64116</a> MISCELLANEOUS/LIBRARY	1,000.00	1,000.00	165.99	1,537.95	537.95	153.80 %
<a href="#">19-4-00-65100</a> CREDIT CARD FEE REVENUE	0.00	30,300.00	396.01	3,185.97	-27,114.03	89.49 %
<a href="#">19-4-00-66110</a> BOOK FINES	1,000.00	1,000.00	30.00	49.30	-950.70	95.07 %
<a href="#">19-4-00-67111</a> INTEREST ON INVESTMENTS	4,000.00	4,000.00	0.00	8,579.41	4,579.41	214.49 %
<a href="#">19-4-00-68131</a> SPONSORSHIPS & DONATIONS	20,000.00	20,000.00	1,952.20	26,484.80	6,484.80	132.42 %
<a href="#">19-4-00-68141</a> LEASE AGREEMENT REVENUE	2,000.00	2,000.00	0.00	0.00	-2,000.00	100.00 %
<a href="#">19-4-00-68161</a> SPECIAL OLYMPIC DONATION PASS ...	4,000.00	4,000.00	0.00	2,520.24	-1,479.76	36.99 %
<a href="#">19-4-00-68191</a> GENERAL GOVT MISCELLANEOUS	3,000.00	3,000.00	-2,327.63	-1,970.50	-4,970.50	165.68 %
<a href="#">19-4-00-68192</a> CASH LONG/SHORT	0.00	0.00	0.00	45.29	45.29	0.00 %
<a href="#">19-4-00-68371</a> REFUND OF EXPENDITURES	0.00	0.00	0.00	691.25	691.25	0.00 %
<a href="#">19-4-00-68511</a> CRF PROGRAM REVENUE	9,300.00	9,300.00	3,001.00	24,329.94	15,029.94	261.61 %
<a href="#">19-4-00-68512</a> ADULT SOFTBALL REVENUE	15,000.00	15,000.00	300.00	17,105.00	2,105.00	114.03 %
<a href="#">19-4-00-68513</a> FAIRGROUNDS REVENUE	2,000.00	2,000.00	0.00	0.00	-2,000.00	100.00 %
<a href="#">19-4-00-68514</a> PARK & SPECIAL EVENTS REVENUE	34,700.00	34,700.00	1,830.00	25,900.00	-8,800.00	25.36 %
<a href="#">19-4-00-68517</a> BASKETBALL PROGRAMS	10,000.00	10,000.00	0.00	660.00	-9,340.00	93.40 %
<a href="#">19-4-00-68518</a> YOUTH BASEBALL/SOFTBALL REV	7,500.00	7,500.00	0.00	7,147.00	-353.00	4.71 %
<a href="#">19-4-00-68519</a> FITNESS PROGRAMS	1,000.00	1,000.00	225.00	225.00	-775.00	77.50 %

Budget Report

For Fiscal: 2024 Period Ending: 07/31/2024

		Original Total Budget	Current Total Budget	Period Activity	Fiscal Activity	Variance Favorable (Unfavorable)	Percent Remaining
<a href="#">19-4-00-68520</a>	TENNIS PROGRAMS	1,200.00	1,200.00	0.00	330.00	-870.00	72.50 %
<a href="#">19-4-00-68521</a>	VOLLEYBALL PROGRAMS	6,500.00	6,500.00	-20.00	7,625.25	1,125.25	117.31 %
<a href="#">19-4-00-68522</a>	GYMNASTICS PROGRAMS	7,500.00	7,500.00	300.00	7,542.00	42.00	100.56 %
<a href="#">19-4-00-68523</a>	RECREATION CENTER ROOM RENTAL	10,000.00	10,000.00	2,055.00	5,997.50	-4,002.50	40.03 %
<a href="#">19-4-00-68524</a>	HOCKEY	8,000.00	8,000.00	0.00	955.00	-7,045.00	88.06 %
<a href="#">19-4-00-68525</a>	SOCCER	14,000.00	14,000.00	3,680.00	11,495.00	-2,505.00	17.89 %
<a href="#">19-4-00-68526</a>	WRESTLING	5,000.00	5,000.00	0.00	3,980.00	-1,020.00	20.40 %
<a href="#">19-4-00-68530</a>	RECREATION MEMBERSHIP FEE	65,000.00	65,000.00	5,105.00	50,033.75	-14,966.25	23.03 %
<a href="#">19-4-00-68531</a>	MULTI USE PAVILION REVENUE	25,000.00	25,000.00	398.00	15,394.75	-9,605.25	38.42 %
<a href="#">19-4-00-69003</a>	GEN. WILD GRANT	340,171.91	340,171.91	0.00	75,183.09	-264,988.82	77.90 %
<a href="#">19-4-00-69005</a>	RAISE GRANT MATCH	0.00	0.00	0.00	130,000.00	130,000.00	0.00 %
<a href="#">19-4-00-69292</a>	TRANSFER IN	0.00	20,000.00	0.00	20,000.00	0.00	0.00 %
<a href="#">19-4-00-69527</a>	GOLF PASSES	25,000.00	25,000.00	4,830.00	25,030.00	30.00	100.12 %
<a href="#">19-4-00-69528</a>	GOLF TOURNAMENT REVENUE	40,000.00	40,000.00	6,240.00	19,740.00	-20,260.00	50.65 %
<a href="#">19-4-00-69529</a>	GOLF MEMBERSHIPS	200,000.00	200,000.00	3,852.50	216,512.00	16,512.00	108.26 %
<a href="#">19-4-00-69530</a>	GOLF GREEN FEES	90,000.00	90,000.00	41,563.68	109,126.54	19,126.54	121.25 %
<a href="#">19-4-00-69531</a>	GOLF CART RENTAL/TRAIL FEES	60,000.00	60,000.00	22,277.17	67,413.56	7,413.56	112.36 %
<a href="#">19-4-00-69532</a>	GOLF MERCHANDISE SALES	120,000.00	120,000.00	24,950.14	84,820.70	-35,179.30	29.32 %
<a href="#">19-4-00-69534</a>	GOLF RANGE FEES	12,000.00	12,000.00	3,529.01	12,717.62	717.62	105.98 %
<a href="#">19-4-00-69535</a>	GOLF FACILITY RENTAL	3,000.00	3,000.00	571.98	2,262.81	-737.19	24.57 %
<a href="#">19-4-00-69537</a>	GOLF LIQUOR/BEVERAGE SALES	500.00	500.00	0.00	0.00	-500.00	100.00 %
<a href="#">19-4-00-69538</a>	GOLF CART SHED RENTAL	49,000.00	49,000.00	300.00	29,400.00	-19,600.00	40.00 %
<a href="#">19-4-00-69539</a>	GOLF HANDICAP FEES	1,000.00	1,000.00	0.00	600.00	-400.00	40.00 %
<a href="#">19-4-00-69540</a>	GOLF MISCELLANEOUS	2,000.00	2,000.00	23.33	2,282.23	282.23	114.11 %
<a href="#">19-4-00-69550</a>	GOLF RESTAURANT RENTAL REVEN...	10,800.00	10,800.00	900.00	8,100.00	-2,700.00	25.00 %
<a href="#">19-4-00-69560</a>	GOLF PRO LESSON REVENUE	8,000.00	8,000.00	480.00	5,405.00	-2,595.00	32.44 %
<b>Department: 00 - UNDESIGNATED Total:</b>		<b>3,336,729.91</b>	<b>3,473,929.91</b>	<b>314,965.34</b>	<b>2,174,106.75</b>	<b>-1,299,823.16</b>	<b>37.42%</b>
<b>Department: 54 - LIBRARY</b>							
<a href="#">19-5-54-11111</a>	FULL TIME SALARIES	184,994.00	184,994.00	14,476.88	108,078.46	76,915.54	41.58 %
<a href="#">19-5-54-11112</a>	PART TIME SALARIES	158,627.00	158,627.00	12,479.61	88,928.79	69,698.21	43.94 %
<a href="#">19-5-54-12111</a>	FULL TIME OVERTIME	353.00	353.00	0.70	1.53	351.47	99.57 %
<a href="#">19-5-54-13111</a>	PERA/ICMA	50,771.00	50,771.00	3,971.71	28,526.06	22,244.94	43.81 %
<a href="#">19-5-54-14151</a>	MEDICARE	4,988.00	4,988.00	382.55	2,770.19	2,217.81	44.46 %
<a href="#">19-5-54-14211</a>	WORKMENS COMPENSATION	1,500.00	1,500.00	139.48	803.35	696.65	46.44 %
<a href="#">19-5-54-14311</a>	MEDICAL/DENTAL INSURANCE	44,400.00	44,400.00	3,348.04	21,829.62	22,570.38	50.83 %
<a href="#">19-5-54-14312</a>	LIFE INSURANCE	865.00	865.00	0.00	0.00	865.00	100.00 %
<a href="#">19-5-54-14611</a>	UNEMPLOYMENT INSURANCE	1,032.00	1,032.00	52.78	382.25	649.75	62.96 %
<a href="#">19-5-54-21111</a>	GENERAL OFFICE SUPPLIES	2,000.00	2,000.00	69.97	1,798.44	201.56	10.08 %
<a href="#">19-5-54-21131</a>	POSTAGE	50.00	50.00	0.00	441.93	-391.93	-783.86 %
<a href="#">19-5-54-21151</a>	PHOTOCOPIES	4,000.00	4,000.00	602.42	3,276.21	723.79	18.09 %
<a href="#">19-5-54-22111</a>	GAS & OIL	0.00	0.00	0.00	108.52	-108.52	0.00 %
<a href="#">19-5-54-22451</a>	ONLINE DATABASES	9,000.00	9,000.00	0.00	7,159.60	1,840.40	20.45 %
<a href="#">19-5-54-22791</a>	MISCELLANEOUS SUPPLIES	6,000.00	6,000.00	992.19	5,087.89	912.11	15.20 %
<a href="#">19-5-54-32111</a>	TRAINING & TRAVEL	1,500.00	1,500.00	0.00	721.00	779.00	51.93 %
<a href="#">19-5-54-32311</a>	MEMBERSHIP & DUES	600.00	600.00	0.00	367.00	233.00	38.83 %
<a href="#">19-5-54-33111</a>	ADVERTISING	350.00	350.00	0.00	225.41	124.59	35.60 %
<a href="#">19-5-54-33202</a>	WIRELESS SERVICE	150.00	150.00	0.00	0.00	150.00	100.00 %
<a href="#">19-5-54-35101</a>	LIBRARY MATERIALS: PRINT	30,000.00	30,000.00	3,687.02	16,191.35	13,808.65	46.03 %
<a href="#">19-5-54-35102</a>	LIBRARY MATERIALS: NON-PRINT	5,500.00	5,500.00	491.37	2,694.92	2,805.08	51.00 %
<a href="#">19-5-54-35341</a>	MAINTENANCE AGREEMENT	3,000.00	3,000.00	0.00	0.00	3,000.00	100.00 %
<a href="#">19-5-54-35372</a>	PROGRAMS	4,500.00	4,500.00	2,034.88	2,692.04	1,807.96	40.18 %
<a href="#">19-5-54-38822</a>	OFFICE EQUIPMENT	500.00	500.00	0.00	362.36	137.64	27.53 %
<a href="#">19-5-54-39101</a>	GRANT EXPENDITURE	5,500.00	5,500.00	2,889.51	18,054.28	-12,554.28	-228.26 %
<a href="#">19-5-54-45101</a>	FRIENDS & CHILDREN'S ENRICHME...	0.00	0.00	4,002.30	6,166.51	-6,166.51	0.00 %
<a href="#">19-5-54-69812</a>	TRANSFERS OUT	18,145.20	18,145.20	0.00	18,145.20	0.00	0.00 %
<b>Department: 54 - LIBRARY Total:</b>		<b>538,325.20</b>	<b>538,325.20</b>	<b>49,621.41</b>	<b>334,812.91</b>	<b>203,512.29</b>	<b>37.80%</b>
<b>Department: 66 - COMMUNITY RECREATION</b>							
<a href="#">19-5-66-11111</a>	FULL TIME SALARIES	366,085.00	366,085.00	28,449.68	212,628.41	153,456.59	41.92 %

Budget Report

For Fiscal: 2024 Period Ending: 07/31/2024

		Original	Current	Period	Fiscal	Variance	Percent
		Total Budget	Total Budget	Activity	Activity	Favorable (Unfavorable)	Remaining
<a href="#">19-5-66-11112</a>	PART TIME SALARIES	322,153.00	322,153.00	27,652.95	200,592.53	121,560.47	37.73 %
<a href="#">19-5-66-11116</a>	SALARIES-SEASONAL	12,000.00	12,000.00	1,628.11	4,580.66	7,419.34	61.83 %
<a href="#">19-5-66-12111</a>	FULL TIME OVERTIME	593.00	593.00	259.32	1,911.94	-1,318.94	-222.42 %
<a href="#">19-5-66-13111</a>	PERA/ICMA	103,443.00	103,443.00	8,260.54	60,163.28	43,279.72	41.84 %
<a href="#">19-5-66-14151</a>	MEDICARE	10,162.00	10,162.00	807.24	5,889.70	4,272.30	42.04 %
<a href="#">19-5-66-14211</a>	WORKMENS COMPENSATION	12,310.00	12,310.00	1,472.05	8,478.40	3,831.60	31.13 %
<a href="#">19-5-66-14311</a>	MEDICAL/DENTAL INSURANCE	70,516.00	70,516.00	5,385.52	35,114.33	35,401.67	50.20 %
<a href="#">19-5-66-14312</a>	LIFE INSURANCE	1,694.00	1,694.00	0.00	0.00	1,694.00	100.00 %
<a href="#">19-5-66-14611</a>	UNEMPLOYMENT INSURANCE	2,102.00	2,102.00	111.52	813.78	1,288.22	61.29 %
<a href="#">19-5-66-21111</a>	GENERAL OFFICE SUPPLIES	3,500.00	3,500.00	616.28	1,367.02	2,132.98	60.94 %
<a href="#">19-5-66-21121</a>	LITERATURE-BOOKS	200.00	200.00	0.00	0.00	200.00	100.00 %
<a href="#">19-5-66-21221</a>	OUTSIDE PRINTING	500.00	500.00	0.00	0.00	500.00	100.00 %
<a href="#">19-5-66-22111</a>	GAS & OIL	1,200.00	1,200.00	0.00	71.40	1,128.60	94.05 %
<a href="#">19-5-66-22411</a>	BUILDING MAINT SUPPLIES	15,000.00	15,000.00	657.24	8,855.15	6,144.85	40.97 %
<a href="#">19-5-66-22791</a>	MISCELLANEOUS SUPPLIES	10,000.00	10,000.00	697.21	4,978.95	5,021.05	50.21 %
<a href="#">19-5-66-32111</a>	TRAINING & TRAVEL	5,000.00	5,000.00	0.00	1,718.81	3,281.19	65.62 %
<a href="#">19-5-66-32311</a>	MEMBERSHIP & DUES	1,800.00	1,800.00	135.00	1,130.00	670.00	37.22 %
<a href="#">19-5-66-32361</a>	CREDIT CARD FEE EXPENSE	0.00	8,300.00	416.04	1,764.82	6,535.18	78.74 %
<a href="#">19-5-66-32611</a>	RECREATION PROGRAMS	65,000.00	78,400.00	6,827.66	47,420.60	30,979.40	39.51 %
<a href="#">19-5-66-33111</a>	ADVERTISING	3,000.00	3,000.00	0.00	64.00	2,936.00	97.87 %
<a href="#">19-5-66-33211</a>	TELEPHONE	3,000.00	3,000.00	230.94	1,361.88	1,638.12	54.60 %
<a href="#">19-5-66-33411</a>	ELECTRICAL/GAS SERVICES	90,000.00	90,000.00	4,408.98	42,718.33	47,281.67	52.54 %
<a href="#">19-5-66-33413</a>	PROPANE	1,700.00	1,700.00	0.00	736.36	963.64	56.68 %
<a href="#">19-5-66-34311</a>	EQUIPMENT/MACHINERY RENTAL	500.00	500.00	0.00	0.00	500.00	100.00 %
<a href="#">19-5-66-35111</a>	VEHICLE REPAIR	1,000.00	1,000.00	0.00	0.00	1,000.00	100.00 %
<a href="#">19-5-66-35211</a>	BLDG MAINT/REPAIR	15,000.00	15,000.00	0.00	14,851.52	148.48	0.99 %
<a href="#">19-5-66-35341</a>	MAINTENANCE AGREEMENT	11,000.00	11,000.00	531.93	7,219.44	3,780.56	34.37 %
<a href="#">19-5-66-37321</a>	UNIFORM ALLOWANCE	1,000.00	1,000.00	143.00	522.76	477.24	47.72 %
<a href="#">19-5-66-38822</a>	OFFICE EQUIPMENT	3,500.00	3,500.00	0.00	739.98	2,760.02	78.86 %
<a href="#">19-5-66-41101</a>	EQUIPMENT-REPAIR & MNX	6,000.00	6,000.00	275.79	7,603.84	-1,603.84	-26.73 %
<a href="#">19-5-66-42000</a>	SPECIAL OLYMPIC PASS THRU EXPE...	4,000.00	4,000.00	0.00	226.00	3,774.00	94.35 %
<a href="#">19-5-66-43812</a>	GRANT EXPENDITURES	0.00	126,800.00	0.00	68,900.00	57,900.00	45.66 %
<a href="#">19-5-66-43813</a>	GEN. WILD GRANT PASS THRU	547,041.00	547,041.00	0.00	0.00	547,041.00	100.00 %
<a href="#">19-5-66-43814</a>	GENERATION WILD CITY EXPENDIT...	23,801.00	23,801.00	2,657.86	13,033.72	10,767.28	45.24 %
<a href="#">19-5-66-46130</a>	SPECIAL PROJECTS	45,000.00	45,000.00	571.83	40,430.65	4,569.35	10.15 %
<a href="#">19-5-66-69812</a>	TRANSFERS OUT	153,791.00	153,791.00	0.00	153,791.00	0.00	0.00 %
<a href="#">19-5-66-70521</a>	OPERATING MACHINES & EQUIPM...	140,000.00	185,000.00	0.00	61,851.30	123,148.70	66.57 %
<a href="#">19-5-66-74811</a>	PARKS/RECREATIONAL FACILITIES	140,000.00	240,000.00	15,061.46	69,881.84	170,118.16	70.88 %
<b>Department: 66 - COMMUNITY RECREATION Total:</b>		<b>2,192,591.00</b>	<b>2,486,091.00</b>	<b>107,258.15</b>	<b>1,081,412.40</b>	<b>1,404,678.60</b>	<b>56.50%</b>
<b>Department: 69 - GOLF COURSE</b>							
<a href="#">19-5-69-11111</a>	FULL TIME SALARIES CLUBHOUSE	74,711.00	74,711.00	6,123.10	43,229.25	31,481.75	42.14 %
<a href="#">19-5-69-11112</a>	PART TIME SALARIES CLUBHOUSE	80,562.00	80,562.00	11,990.44	44,060.94	36,501.06	45.31 %
<a href="#">19-5-69-11121</a>	FULL TIME SALARIES GROUNDS	170,529.00	170,529.00	13,684.74	93,216.37	77,312.63	45.34 %
<a href="#">19-5-69-11122</a>	PART TIME SALARIES GROUNDS	32,979.00	65,979.00	9,536.31	28,149.50	37,829.50	57.34 %
<a href="#">19-5-69-12111</a>	FULL TIME OVERTIME	3,420.00	3,420.00	61.13	863.77	2,556.23	74.74 %
<a href="#">19-5-69-13111</a>	PERA/ICMA	53,461.00	53,461.00	6,118.26	30,507.92	22,953.08	42.93 %
<a href="#">19-5-69-14151</a>	MEDICARE	5,252.00	5,252.00	581.59	2,918.44	2,333.56	44.43 %
<a href="#">19-5-69-14211</a>	WORKMENS COMPENSATION	3,500.00	3,500.00	0.00	0.00	3,500.00	100.00 %
<a href="#">19-5-69-14311</a>	MEDICAL/DENTAL INSURANCE	39,272.00	39,272.00	3,597.56	22,807.48	16,464.52	41.92 %
<a href="#">19-5-69-14312</a>	LIFE INSURANCE	841.00	841.00	0.00	0.00	841.00	100.00 %
<a href="#">19-5-69-14611</a>	UNEMPLOYMENT INSURANCE	1,087.00	1,087.00	80.26	402.77	684.23	62.95 %
<a href="#">19-5-69-21111</a>	GENERAL OFFICE SUPPLIES	250.00	250.00	0.00	48.05	201.95	80.78 %
<a href="#">19-5-69-21221</a>	OUTSIDE PRINTING	500.00	500.00	0.00	0.00	500.00	100.00 %
<a href="#">19-5-69-22111</a>	GAS & OIL	13,000.00	13,000.00	2,976.78	6,308.57	6,691.43	51.47 %
<a href="#">19-5-69-22411</a>	BUILDING MAINT. SUPPLIES	2,000.00	2,000.00	0.00	1,034.63	965.37	48.27 %
<a href="#">19-5-69-22791</a>	MISCELLANEOUS SUPPLIES	1,000.00	1,000.00	81.97	1,095.63	-95.63	-9.56 %
<a href="#">19-5-69-31345</a>	GOLF COURSE MAINTENANCE	14,000.00	14,000.00	1,639.30	6,897.32	7,102.68	50.73 %
<a href="#">19-5-69-32111</a>	TRAINING & TRAVEL	2,500.00	2,500.00	0.00	310.44	2,189.56	87.58 %



**Budget Report**

**For Fiscal: 2024 Period Ending: 07/31/2024**

		<b>Original</b>	<b>Current</b>	<b>Period</b>	<b>Fiscal</b>	<b>Variance</b>	<b>Percent</b>
		<b>Total Budget</b>	<b>Total Budget</b>	<b>Activity</b>	<b>Activity</b>	<b>Favorable</b>	<b>Remaining</b>
						<b>(Unfavorable)</b>	
<a href="#">19-5-69-32311</a>	MEMBERSHIP & DUES & HANDICAP...	11,000.00	11,000.00	903.00	10,277.00	723.00	6.57 %
<a href="#">19-5-69-32312</a>	LICENSES & FEES	1,500.00	1,500.00	50.00	350.00	1,150.00	76.67 %
<a href="#">19-5-69-33111</a>	ADVERTISING	3,000.00	3,000.00	0.00	1,394.00	1,606.00	53.53 %
<a href="#">19-5-69-33211</a>	TELEPHONE	3,200.00	3,200.00	40.04	3,440.24	-240.24	-7.51 %
<a href="#">19-5-69-33411</a>	ELECTRICAL/GAS SERVICES	40,000.00	40,000.00	4,666.83	23,257.40	16,742.60	41.86 %
<a href="#">19-5-69-33413</a>	PROPANE	3,500.00	3,500.00	0.00	1,924.24	1,575.76	45.02 %
<a href="#">19-5-69-34311</a>	EQUIPMENT/MACHINERY LEASE	10,800.00	10,800.00	5,141.31	18,232.97	-7,432.97	-68.82 %
<a href="#">19-5-69-35211</a>	BLDG MAINT/REPAIR/SECURITY	5,000.00	5,000.00	44.96	3,189.03	1,810.97	36.22 %
<a href="#">19-5-69-35341</a>	POS SYSTEM/CREDIT CARD FEES	0.00	22,000.00	2,936.99	14,445.12	7,554.88	34.34 %
<a href="#">19-5-69-35501</a>	SAND/SEED/FERTILIZER	22,000.00	22,000.00	4,769.00	14,418.02	7,581.98	34.46 %
<a href="#">19-5-69-37321</a>	UNIFORM ALLOWANCE	1,000.00	1,000.00	0.00	126.90	873.10	87.31 %
<a href="#">19-5-69-41101</a>	EQUIPMENT-REPAIR & MNX	12,000.00	12,000.00	223.36	11,749.75	250.25	2.09 %
<a href="#">19-5-69-69550</a>	MERCHANDISE PRO SHOP	100,000.00	100,000.00	26,211.92	105,268.14	-5,268.14	-5.27 %
<a href="#">19-5-69-69560</a>	TOURNAMENT EXPENSES	25,000.00	25,000.00	0.00	10,726.06	14,273.94	57.10 %
<a href="#">19-5-69-69812</a>	TRANSFERS OUT	5,479.76	5,479.76	0.00	5,479.76	0.00	0.00 %
<a href="#">19-5-69-74811</a>	PARKS/GOLF FACILITIES	0.00	10,000.00	0.00	6,700.00	3,300.00	33.00 %
<b>Department: 69 - GOLF COURSE Total:</b>		<b>742,343.76</b>	<b>807,343.76</b>	<b>101,458.85</b>	<b>512,829.71</b>	<b>294,514.05</b>	<b>36.48%</b>
<b>Fund: 19 - COMMUNITY RECREATION Surplus (Deficit):</b>		<b>-136,530.05</b>	<b>-357,830.05</b>	<b>56,626.93</b>	<b>245,051.73</b>	<b>602,881.78</b>	<b>168.48%</b>
<b>Fund: 31 - ENTERPRISE DEBT FUND</b>							
<b>Department: 00 - UNDESIGNATED</b>							
<a href="#">31-4-00-61311</a>	GENERAL SALES TAX	1,999,058.21	1,999,058.21	175,597.67	1,080,832.42	-918,225.79	45.93 %
<b>Department: 00 - UNDESIGNATED Total:</b>		<b>1,999,058.21</b>	<b>1,999,058.21</b>	<b>175,597.67</b>	<b>1,080,832.42</b>	<b>-918,225.79</b>	<b>45.93%</b>
<b>Department: 90 - EF DEBT SERVICE</b>							
<a href="#">31-5-90-31631</a>	ADMINISTRATIVE SERVICES	94,921.00	94,921.00	47,460.25	94,920.50	0.50	0.00 %
<a href="#">31-5-90-37141</a>	REFUNDING BOND INTEREST	25,198.00	25,198.00	11,436.50	25,198.00	0.00	0.00 %
<a href="#">31-5-90-50952</a>	BOND PRINCIPAL PAYMENTS	656,412.10	656,412.10	328,206.05	656,412.10	0.00	0.00 %
<a href="#">31-5-90-69812</a>	TRANSFERS OUT	1,200,000.00	1,200,000.00	0.00	1,200,000.00	0.00	0.00 %
<b>Department: 90 - EF DEBT SERVICE Total:</b>		<b>1,976,531.10</b>	<b>1,976,531.10</b>	<b>387,102.80</b>	<b>1,976,530.60</b>	<b>0.50</b>	<b>0.00%</b>
<b>Fund: 31 - ENTERPRISE DEBT FUND Surplus (Deficit):</b>		<b>22,527.11</b>	<b>22,527.11</b>	<b>-211,505.13</b>	<b>-895,698.18</b>	<b>-918,225.29</b>	<b>4,076.09%</b>
<b>Report Surplus (Deficit):</b>		<b>-2,784,475.61</b>	<b>-3,859,089.29</b>	<b>945,249.50</b>	<b>-1,722,901.52</b>	<b>2,136,187.77</b>	<b>55.35%</b>

**Group Summary**

Departmen...	Original Total Budget	Current Total Budget	Period Activity	Fiscal Activity	Variance Favorable (Unfavorable)	Percent Remaining
<b>Fund: 02 - GENERAL FUND</b>						
00 - UNDESIGNATED	20,618,052.87	20,940,125.87	2,169,326.82	9,966,776.91	-10,973,348.96	52.40%
10 - CITY COUNCIL	111,997.00	111,997.00	6,902.38	70,325.00	41,672.00	37.21%
11 - LEGAL SERVICES	178,774.00	178,774.00	13,227.27	99,488.31	79,285.69	44.35%
12 - MUNICIPAL COURT	323,514.00	323,514.00	22,178.50	151,029.70	172,484.30	53.32%
13 - CITY MANAGER	397,693.00	399,193.00	32,091.32	230,297.60	168,895.40	42.31%
14 - CITY CLERK	141,534.00	159,534.00	19,953.43	93,905.82	65,628.18	41.14%
15 - HR/RISK MANAGEMENT	677,083.80	569,497.52	12,099.58	472,559.25	96,938.27	17.02%
16 - FINANCE DEPARTMENT	490,683.00	491,683.00	89,887.46	292,497.50	199,185.50	40.51%
17 - NON-DEPARTMENTAL	1,106,823.50	1,129,823.50	11,925.61	679,092.07	450,731.43	39.89%
18 - INFORMATION TECHNOLOGY	829,757.21	904,337.21	58,070.87	434,966.10	469,371.11	51.90%
19 - ECONOMIC DEVELOPMENT	204,484.00	209,934.76	9,801.89	105,649.60	104,285.16	49.68%
20 - POLICE ADMINISTRATION	307,455.00	307,455.00	20,782.41	167,976.73	139,478.27	45.37%
21 - POLICE OPERATIONS	3,418,063.12	3,612,480.56	242,140.70	2,149,899.52	1,462,581.04	40.49%
22 - FIRE OPERATIONS	499,161.00	533,911.00	57,392.50	279,457.29	254,453.71	47.66%
23 - SUPPORT SERVICES	1,041,122.00	1,041,122.00	90,710.58	624,796.74	416,325.26	39.99%
29 - DEVELOPMENT SERVICES	7,594,650.00	7,814,450.00	145,646.66	2,007,483.02	5,806,966.98	74.31%
30 - PUBLIC WORKS ADMIN	403,968.00	403,968.00	29,382.26	222,198.19	181,769.81	45.00%
31 - STREET MAINTENANCE	2,102,909.00	2,297,909.00	98,646.50	1,597,088.68	700,820.32	30.50%
35 - BUILDING INSPECTION	465,219.00	465,219.00	29,002.24	263,330.14	201,888.86	43.40%
36 - FLEET MAINTENANCE	344,341.00	344,341.00	25,255.94	189,428.85	154,912.15	44.99%
50 - CEMETERY	147,652.00	147,652.00	14,101.73	75,540.78	72,111.22	48.84%
51 - PARKS MAINTENANCE	755,074.00	755,074.00	74,718.12	409,998.72	345,075.28	45.70%
<b>Fund: 02 - GENERAL FUND Surplus (Deficit):</b>	<b>-923,904.76</b>	<b>-1,261,743.68</b>	<b>1,065,408.87</b>	<b>-650,232.70</b>	<b>611,510.98</b>	<b>48.47%</b>
<b>Fund: 03 - ENTERPRISE FUND</b>						
00 - UNDESIGNATED	8,440,767.00	9,026,902.75	671,618.52	5,858,449.31	-3,168,453.44	35.10%
01 - WATER DEPARTMENT	5,191,266.47	5,650,803.98	240,622.27	3,629,445.59	2,021,358.39	35.77%
02 - SEWER DEPARTMENT	2,762,462.47	3,278,462.47	96,245.94	1,683,280.39	1,595,182.08	48.66%
03 - SANITATION DEPARTMENT	1,435,278.97	1,435,278.97	77,370.97	953,525.60	481,753.37	33.57%
05 - SEWAGE TREATMENT	494,070.00	494,070.00	12,356.04	280,150.25	213,919.75	43.30%
06 - WATER TREATMENT	776,106.00	776,106.00	50,639.35	323,096.83	453,009.17	58.37%
<b>Fund: 03 - ENTERPRISE FUND Surplus (Deficit):</b>	<b>-2,218,416.91</b>	<b>-2,607,818.67</b>	<b>194,383.95</b>	<b>-1,011,049.35</b>	<b>1,596,769.32</b>	<b>61.23%</b>
<b>Fund: 04 - CAPITAL IMPROVEMENTS</b>						
00 - UNDESIGNATED	461,000.00	461,000.00	0.00	461,000.00	0.00	0.00%
40 - CAPITAL IMPROVEMENTS	350,000.00	407,073.00	0.00	407,073.00	0.00	0.00%
<b>Fund: 04 - CAPITAL IMPROVEMENTS Surplus (Deficit):</b>	<b>111,000.00</b>	<b>53,927.00</b>	<b>0.00</b>	<b>53,927.00</b>	<b>0.00</b>	<b>0.00%</b>
<b>Fund: 05 - STREETS TRUST FUND</b>						
00 - UNDESIGNATED	2,499,058.00	2,499,058.00	175,597.67	1,580,832.42	-918,225.58	36.74%
40 - CAPITAL IMPROVEMENTS	2,018,034.00	2,067,034.00	299,774.81	1,240,458.45	826,575.55	39.99%
<b>Fund: 05 - STREETS TRUST FUND Surplus (Deficit):</b>	<b>481,024.00</b>	<b>432,024.00</b>	<b>-124,177.14</b>	<b>340,373.97</b>	<b>-91,650.03</b>	<b>21.21%</b>
<b>Fund: 06 - CEMETERY ENDOWMENT</b>						
00 - UNDESIGNATED	35,150.00	35,150.00	5,050.00	18,034.51	-17,115.49	48.69%
59 - CEMETERY ENDOWMENT	26,600.00	26,600.00	328.40	11,040.72	15,559.28	58.49%
<b>Fund: 06 - CEMETERY ENDOWMENT Surplus (Deficit):</b>	<b>8,550.00</b>	<b>8,550.00</b>	<b>4,721.60</b>	<b>6,993.79</b>	<b>-1,556.21</b>	<b>18.20%</b>
<b>Fund: 09 - FIREMEN'S PENSION</b>						
00 - UNDESIGNATED	44,000.00	44,000.00	8,874.52	43,435.09	-564.91	1.28%
09 - FIREMEN'S PENSION	44,000.00	44,000.00	0.00	0.00	44,000.00	100.00%
<b>Fund: 09 - FIREMEN'S PENSION Surplus (Deficit):</b>	<b>0.00</b>	<b>0.00</b>	<b>8,874.52</b>	<b>43,435.09</b>	<b>43,435.09</b>	<b>0.00%</b>
<b>Fund: 11 - CONSERVATION TRUST</b>						
00 - UNDESIGNATED	130,070.00	130,070.00	0.00	66,234.50	-63,835.50	49.08%
60 - CONSERVATION TRUST	115,000.00	135,000.00	38,024.00	82,122.04	52,877.96	39.17%
<b>Fund: 11 - CONSERVATION TRUST Surplus (Deficit):</b>	<b>15,070.00</b>	<b>-4,930.00</b>	<b>-38,024.00</b>	<b>-15,887.54</b>	<b>-10,957.54</b>	<b>-222.26%</b>
<b>Fund: 12 - ACLC DEBT SERVICE</b>						
00 - UNDESIGNATED	532,469.25	532,469.25	0.00	532,469.25	0.00	0.00%

**Budget Report**

**For Fiscal: 2024 Period Ending: 07/31/2024**

Departmen...	Original	Current	Period	Fiscal	Variance	Percent
	Total Budget	Total Budget	Activity	Activity	Favorable (Unfavorable)	Remaining
61 - RECREATION DEBT SERV	163,569.25	163,569.25	0.00	133,090.50	30,478.75	18.63%
65 - CITY HALL COMPLEX	368,900.00	368,900.00	0.00	329,800.00	39,100.00	10.60%
<b>Fund: 12 - ACLC DEBT SERVICE Surplus (Deficit):</b>	<b>0.00</b>	<b>0.00</b>	<b>0.00</b>	<b>69,578.75</b>	<b>69,578.75</b>	<b>0.00%</b>
<b>Fund: 13 - EMPLOYEE BENEFIT</b>						
00 - UNDESIGNATED	1,905,000.00	1,905,000.00	142,275.36	916,947.68	-988,052.32	51.87%
62 - EMPLOYEE BENEFIT	2,048,795.00	2,048,795.00	153,335.46	826,341.76	1,222,453.24	59.67%
<b>Fund: 13 - EMPLOYEE BENEFIT Surplus (Deficit):</b>	<b>-143,795.00</b>	<b>-143,795.00</b>	<b>-11,060.10</b>	<b>90,605.92</b>	<b>234,400.92</b>	<b>163.01%</b>
<b>Fund: 19 - COMMUNITY RECREATION</b>						
00 - UNDESIGNATED	3,336,729.91	3,473,929.91	314,965.34	2,174,106.75	-1,299,823.16	37.42%
54 - LIBRARY	538,325.20	538,325.20	49,621.41	334,812.91	203,512.29	37.80%
66 - COMMUNITY RECREATION	2,192,591.00	2,486,091.00	107,258.15	1,081,412.40	1,404,678.60	56.50%
69 - GOLF COURSE	742,343.76	807,343.76	101,458.85	512,829.71	294,514.05	36.48%
<b>Fund: 19 - COMMUNITY RECREATION Surplus (Deficit):</b>	<b>-136,530.05</b>	<b>-357,830.05</b>	<b>56,626.93</b>	<b>245,051.73</b>	<b>602,881.78</b>	<b>168.48%</b>
<b>Fund: 31 - ENTERPRISE DEBT FUND</b>						
00 - UNDESIGNATED	1,999,058.21	1,999,058.21	175,597.67	1,080,832.42	-918,225.79	45.93%
90 - EF DEBT SERVICE	1,976,531.10	1,976,531.10	387,102.80	1,976,530.60	0.50	0.00%
<b>Fund: 31 - ENTERPRISE DEBT FUND Surplus (Deficit):</b>	<b>22,527.11</b>	<b>22,527.11</b>	<b>-211,505.13</b>	<b>-895,698.18</b>	<b>-918,225.29</b>	<b>4,076.09%</b>
<b>Report Surplus (Deficit):</b>	<b>-2,784,475.61</b>	<b>-3,859,089.29</b>	<b>945,249.50</b>	<b>-1,722,901.52</b>	<b>2,136,187.77</b>	<b>55.35%</b>

### Fund Summary

Fund	Original Total Budget	Current Total Budget	Period Activity	Fiscal Activity	Variance Favorable (Unfavorable)
02 - GENERAL FUND	-923,904.76	-1,261,743.68	1,065,408.87	-650,232.70	611,510.98
03 - ENTERPRISE FUND	-2,218,416.91	-2,607,818.67	194,383.95	-1,011,049.35	1,596,769.32
04 - CAPITAL IMPROVEMENTS	111,000.00	53,927.00	0.00	53,927.00	0.00
05 - STREETS TRUST FUND	481,024.00	432,024.00	-124,177.14	340,373.97	-91,650.03
06 - CEMETERY ENDOWMENT	8,550.00	8,550.00	4,721.60	6,993.79	-1,556.21
09 - FIREMEN'S PENSION	0.00	0.00	8,874.52	43,435.09	43,435.09
11 - CONSERVATION TRUST	15,070.00	-4,930.00	-38,024.00	-15,887.54	-10,957.54
12 - ACLC DEBT SERVICE	0.00	0.00	0.00	69,578.75	69,578.75
13 - EMPLOYEE BENEFIT	-143,795.00	-143,795.00	-11,060.10	90,605.92	234,400.92
19 - COMMUNITY RECREATION	-136,530.05	-357,830.05	56,626.93	245,051.73	602,881.78
31 - ENTERPRISE DEBT FUND	22,527.11	22,527.11	-211,505.13	-895,698.18	-918,225.29
<b>Report Surplus (Deficit):</b>	<b>-2,784,475.61</b>	<b>-3,859,089.29</b>	<b>945,249.50</b>	<b>-1,722,901.52</b>	<b>2,136,187.77</b>



Alamosa, CO

# Detail Report Account Detail

Date Range: 07/01/2024 - 07/31/2024

Account	Name	Beginning Balance	Total Activity	Total Debits	Total Credits	Ending Balance		
<b>Fund: 99 - POOLED CASH</b>								
<u>99-1-00-71111</u>	POOLED CASH	203,200.68	1,831,401.93	4,435,542.45	2,604,140.52	2,034,602.61		
Post Date	Packet Number	Source Transaction	Description	Vendor	Project Account	Debits	Credits	Running Balance
07/01/2024	PYPKT03681	EFT0000100	Payroll EFT				277.80	202,922.88
07/01/2024	CLPKT04356	DEP0022865	B00015623 CLPKT04356 BG:EF			271.00		203,193.88
07/01/2024	CLPKT04357	DEP0022868	B00015624 CLPKT04357 BG:EF			0.84		203,194.72
07/01/2024	CLPKT04358	DEP0022871	B00015625 CLPKT04358 BG:EF			4.33		203,199.05
07/01/2024	CLPKT04359	DEP0022872	B00015626 CLPKT04359 BG:Online Payments			155.00		203,354.05
07/01/2024	CLPKT04359	DEP0022873	B00015616 CLPKT04359 BG:D			975.00		204,329.05
07/01/2024	CLPKT04359	DEP0022874	B00015615 CLPKT04359 BG:D			1,855.00		206,184.05
07/01/2024	CLPKT04360	DEP0022877	B00015614 CLPKT04360 BG:D			65,275.57		271,459.62
07/01/2024	CLPKT04360	DEP0022877	B00015617 CLPKT04360 BG:D			112.18		271,571.80
07/01/2024	CLPKT04360	DEP0022877	B00015629 CLPKT04360 BG:Online Payments			71.63		271,643.43
07/01/2024	CLPKT04360	DEP0022877	B00015611 CLPKT04360 BG:Online Payments			321.08		271,964.51
07/01/2024	CLPKT04360	DEP0022877	B00015619 CLPKT04360 BG:D			25,958.61		297,923.12
07/01/2024	CLPKT04360	DEP0022877	B00015627 CLPKT04360 BG:D			5,225.88		303,149.00
07/01/2024	CLPKT04360	DEP0022877	B00015612 CLPKT04360 BG:Online Payments			2,403.08		305,552.08
07/01/2024	CLPKT04360	DEP0022877	B00015611 CLPKT04360 BG:Online Payments			2,334.98		307,887.06
07/01/2024	CLPKT04360	DEP0022877	B00015610 CLPKT04360 BG:Online Payments			13,393.48		321,280.54
07/01/2024	CLPKT04360	DEP0022877	B00015629 CLPKT04360 BG:Online Payments			251.61		321,532.15
07/01/2024	CLPKT04360	DEP0022877	B00015618 CLPKT04360 BG:D			267.00		321,799.15
07/01/2024	CLPKT04360	DEP0022877	B00015613 CLPKT04360 BG:Online Payments			7,592.73		329,391.88
07/01/2024	CLPKT04360	DEP0022877	B00015614 CLPKT04360 BG:D			752.02		330,143.90
07/01/2024	CLPKT04360	DEP0022877	B00015617 CLPKT04360 BG:D			95.00		330,238.90
07/01/2024	APPKT03734	DFT0012681	XCEL ENERGY	15115 - XCEL ENERGY			458.29	329,780.61
07/01/2024	APPKT03734	DFT0012682	XCEL ENERGY	15115 - XCEL ENERGY			87.91	329,692.70
07/01/2024	APPKT03734	DFT0012683	XCEL ENERGY	15115 - XCEL ENERGY			65.72	329,626.98
07/01/2024	APPKT03734	DFT0012684	XCEL ENERGY	15115 - XCEL ENERGY			64.91	329,562.07
07/01/2024	APPKT03736	DFT0012678	PERA	10083 - PERA			75.10	329,486.97
07/01/2024	APPKT03736	DFT0012679	COLORADO DEPARTMENT OF REVENUE	15514 - COLORADO DEPARTMENT OF REVE...			5.00	329,481.97
07/01/2024	APPKT03736	DFT0012680	UNITED STATES TREASURY	12816 - UNITED STATES TREASURY			9.16	329,472.81
07/01/2024	GLPKT16737	JN09734	CC DEPOSIT			479.14		329,951.95
07/02/2024	CLPKT04362	DEP0022883	B00015634 CLPKT04362 BG:D			39.00		329,990.95
07/02/2024	CLPKT04362	DEP0022883	B00015635 CLPKT04362 BG:D			106.81		330,097.76
07/02/2024	CLPKT04362	DEP0022883	B00015630 CLPKT04362 BG:Online Payments			2,577.25		332,675.01
07/02/2024	CLPKT04362	DEP0022883	B00015636 CLPKT04362 BG:D			10,367.92		343,042.93
07/02/2024	CLPKT04362	DEP0022883	B00015632 CLPKT04362 BG:D			109.54		343,152.47
07/02/2024	CLPKT04362	DEP0022883	B00015638 CLPKT04362 BG:D			50.00		343,202.47

Detail Report

Date Range: 07/01/2024 - 07/31/2024

Account	Name	Beginning Balance	Total Activity	Total Debits	Total Credits	Ending Balance		
<a href="#">99-1-00-71111</a>	POOLED CASH - Continued	203,200.68	1,831,401.93	4,435,542.45	2,604,140.52	2,034,602.61		
Post Date	Packet Number	Source Transaction	Description	Vendor	Project Account	Debits	Credits	Running Balance
07/02/2024	CLPKT04362	DEP0022883	B00015632 CLPKT04362 BG:D			34,353.68		377,556.15
07/02/2024	CLPKT04362	DEP0022883	B00015637 CLPKT04362 BG:D			555.43		378,111.58
07/02/2024	CLPKT04363	DEP0022884	B00015631 CLPKT04363 BG:D			1,300.00		379,411.58
07/02/2024	APPKT03734	DFT0012692	TRACTOR SUPPLY COMPANY	15873 - TRACTOR SUPPLY COMPANY			47.96	379,363.62
07/02/2024	APPKT03734	DFT0012693	CARD SERVICE CENTER	18697 - CARD SERVICE CENTER			94.01	379,269.61
07/02/2024	APPKT03734	DFT0012694	CARD SERVICE CENTER	18697 - CARD SERVICE CENTER			125.95	379,143.66
07/02/2024	APPKT03734	DFT0012695	CARD SERVICE CENTER	18697 - CARD SERVICE CENTER			656.71	378,486.95
07/02/2024	APPKT03734	DFT0012696	DELTA DENTAL OF COLORADO	17527 - DELTA DENTAL OF COLORADO			7,920.95	370,566.00
07/02/2024	GLPKT16737	JN09735	CC DEPOSIT			330.95		370,896.95
07/03/2024	APPKT03733	156040	ACUSHNET COMPANY INC.	17781 - ACUSHNET COMPANY INC.			1,031.65	369,865.30
07/03/2024	APPKT03733	156041	ALAMOSA COUNTY CLERK	15248 - ALAMOSA COUNTY CLERK			84.00	369,781.30
07/03/2024	APPKT03733	156042	AMAZON CAPITAL SERVICES	18502 - AMAZON CAPITAL SERVICES			871.24	368,910.06
07/03/2024	APPKT03733	156043	ANDREGG DAVIS ENGINEERING, LLC	18904 - ANDREGG DAVIS ENGINEERING, LLC			3,350.00	365,560.06
07/03/2024	APPKT03733	156044	ASPHALT CONSTRUCTORS INC	11660 - ASPHALT CONSTRUCTORS INC			1,205.82	364,354.24
07/03/2024	APPKT03733	156045	AT&T MOBILITY	12236 - AT&T MOBILITY			364.38	363,989.86
07/03/2024	APPKT03733	156046	AT&T MOBILITY	12236 - AT&T MOBILITY			354.10	363,635.76
07/03/2024	APPKT03733	156047	AT&T MOBILITY	12236 - AT&T MOBILITY			501.35	363,134.41
07/03/2024	APPKT03733	156048	AT&T MOBILITY	12236 - AT&T MOBILITY			1,065.85	362,068.56
07/03/2024	APPKT03733	156049	AT&T MOBILITY	12236 - AT&T MOBILITY			133.05	361,935.51
07/03/2024	APPKT03733	156050	AT&T MOBILITY	12236 - AT&T MOBILITY			192.02	361,743.49
07/03/2024	APPKT03733	156051	CANTY ELECTRICAL, LLC	17882 - CANTY ELECTRICAL, LLC			322.53	361,420.96
07/03/2024	APPKT03733	156052	CED, INC.	15223 - CED, INC.			270.00	361,150.96
07/03/2024	APPKT03733	156053	CIELLO POWERED BY SLVREC	16716 - CIELLO POWERED BY SLVREC			204.75	360,946.21
07/03/2024	APPKT03733	156054	CMCA	90187 - CMCA			1,010.00	359,936.21
07/03/2024	APPKT03733	156055	COBRA PUMA GOLF INCORPORATED	17828 - COBRA PUMA GOLF INCORPORATED			7,969.00	351,967.21
07/03/2024	APPKT03733	156056	COLORADO BUREAU OF INVESTIGATION DE...	18537 - COLORADO BUREAU OF INVESTIGA...			237.00	351,730.21
07/03/2024	APPKT03733	156057	COLORADO GOLF ASSOCIATION	17611 - COLORADO GOLF ASSOCIATION			645.00	351,085.21
07/03/2024	APPKT03733	156058	CORE & MAIN LP	17522 - CORE & MAIN LP			74.46	351,010.75
07/03/2024	APPKT03733	156059	CROWN USA INCORPORATED	18673 - CROWN USA INCORPORATED			3,755.81	347,254.94
07/03/2024	APPKT03733	156060	CUES	16294 - CUES			5,713.75	341,541.19
07/03/2024	APPKT03733	156061	EAGLE ENGRAVING	10424 - EAGLE ENGRAVING			366.95	341,174.24
07/03/2024	APPKT03733	156062	FIRST RESPONSE K-9 & SECURITY SERVICES L...	18316 - FIRST RESPONSE K-9 & SECURITY S...			1,112.50	340,061.74
07/03/2024	APPKT03733	156063	FREMAREK, INC	90577 - FREMAREK, INC			931.63	339,130.11
07/03/2024	APPKT03733	156064	IIMC	90401 - IIMC			250.00	338,880.11
07/03/2024	APPKT03733	156065	INTERMOUNTAIN SWEEPER CO.	15298 - INTERMOUNTAIN SWEEPER CO.			3,305.00	335,575.11
07/03/2024	APPKT03733	156066	JADE COMMUNICATIONS LLC	11914 - JADE COMMUNICATIONS LLC			1,410.00	334,165.11
07/03/2024	APPKT03733	156067	JVA, INC.	17380 - JVA, INC.			694.00	333,471.11
07/03/2024	APPKT03733	156068	KIM SMOYER	17605 - KIM SMOYER			1,550.00	331,921.11
07/03/2024	APPKT03733	156069	LISA SANDOVAL	16340 - LISA SANDOVAL			2,000.00	329,921.11
07/03/2024	APPKT03733	156070	LUTHERAN HOSPITAL OF THE SAN LUIS VALL...	16132 - LUTHERAN HOSPITAL OF THE SAN ...			990.00	328,931.11
07/03/2024	APPKT03733	156071	MARLIN ZIMMERMAN	18757 - MARLIN ZIMMERMAN			95,646.00	233,285.11
07/03/2024	APPKT03733	156072	MEGHAN MARIE MCENENY CASEY	18903 - MEGHAN MARIE MCENENY CASEY			475.00	232,810.11

**Detail Report**

**Date Range: 07/01/2024 - 07/31/2024**

Account		Name	Beginning Balance	Total Activity	Total Debits	Total Credits	Ending Balance	
<a href="#">99-1-00-71111</a>		POOLED CASH - Continued	203,200.68	1,831,401.93	4,435,542.45	2,604,140.52	2,034,602.61	
Post Date	Packet Number	Source Transaction	Description	Vendor	Project Account	Debits	Credits	Running Balance
07/03/2024	APPKT03733	156073	MIKE THE HANDY MAN, LLC	18497 - MIKE THE HANDY MAN, LLC			1,520.00	231,290.11
07/03/2024	APPKT03733	156074	MOTOR PARTS CO, INC	12712 - MOTOR PARTS CO, INC			522.54	230,767.57
07/03/2024	APPKT03733	156075	ODP BUSINESS SOLUTIONS LLC	18349 - ODP BUSINESS SOLUTIONS LLC			95.10	230,672.47
07/03/2024	APPKT03733	156076	POMP'S TIRE SERVICE, INC.	18888 - POMP'S TIRE SERVICE, INC.			1,151.92	229,520.55
07/03/2024	APPKT03733	156077	PRESTIGE FLAG	17699 - PRESTIGE FLAG			1,146.91	228,373.64
07/03/2024	APPKT03733	156078	PVS DX INC.	18782 - PVS DX INC.			16,963.06	211,410.58
07/03/2024	APPKT03733	156079	SAN LUIS VALLEY LANGUAGE JUSTICE CO-OP	18570 - SAN LUIS VALLEY LANGUAGE JUSTI...			120.00	211,290.58
07/03/2024	APPKT03733	156080	SAN LUIS VALLEY REGIONAL SOLID WASTE A...	15193 - SAN LUIS VALLEY REGIONAL SOLID...			9,893.60	201,396.98
07/03/2024	APPKT03733	156081	TARGET SPECIALTY PRODUCTS	18341 - TARGET SPECIALTY PRODUCTS			4,769.00	196,627.98
07/03/2024	APPKT03733	156082	TRIAD EAP	16271 - TRIAD EAP			1,166.40	195,461.58
07/03/2024	APPKT03733	156083	TYLER TECHNOLOGIES INC.	15477 - TYLER TECHNOLOGIES INC.			1,030.00	194,431.58
07/03/2024	APPKT03733	156084	UNCC	17981 - UNCC			112.23	194,319.35
07/03/2024	APPKT03733	156085	VALLEY COURIER INC.	10105 - VALLEY COURIER INC.			117.00	194,202.35
07/03/2024	APPKT03733	156086	VICTIMS ASSISTANCE	15267 - VICTIMS ASSISTANCE			132.00	194,070.35
07/03/2024	APPKT03733	156087	VOLVIK	CT16976 - VOLVIK			737.47	193,332.88
07/03/2024	APPKT03733	4194	BCM ONE	17428 - BCM ONE			439.01	192,893.87
07/03/2024	APPKT03733	4195	CENTURYLINK BUSINESS SERVICE	12304 - CENTURYLINK BUSINESS SERVICE			33.96	192,859.91
07/03/2024	APPKT03733	4196	CIVICPLUS LLC	18354 - CIVICPLUS LLC			5,788.66	187,071.25
07/03/2024	APPKT03733	4197	DELL MARKETING L.P.	12557 - DELL MARKETING L.P.			1,146.93	185,924.32
07/03/2024	APPKT03733	4198	DEMCO INC.	15111 - DEMCO INC.			3,823.95	182,100.37
07/03/2024	APPKT03733	4199	GOBINS INC	10824 - GOBINS INC			1,776.47	180,323.90
07/03/2024	APPKT03733	4200	INGRAM LIBRARY SERVICE	15125 - INGRAM LIBRARY SERVICE			177.89	180,146.01
07/03/2024	APPKT03733	4201	PENNY K. PETTY	15398 - PENNY K. PETTY			550.00	179,596.01
07/03/2024	APPKT03733	4202	TAYLORMADE GOLF COMPANY INC.	17630 - TAYLORMADE GOLF COMPANY INC.			2,657.87	176,938.14
07/03/2024	APPKT03733	4203	TRILLIUM HOLDCO, INC.	17813 - TRILLIUM HOLDCO, INC.			20,834.61	156,103.53
07/03/2024	APPKT03733	4204	WORLD FUEL SERVICES, INC	16397 - WORLD FUEL SERVICES, INC			824.70	155,278.83
07/03/2024	CLPKT04364	DEP0022887	B00015642 CLPKT04364 BG:EF			692.00		155,970.83
07/03/2024	CLPKT04365	DEP0022888	B00015639 CLPKT04365 BG:Online Payments			159.00		156,129.83
07/03/2024	CLPKT04365	DEP0022889	B00015645 CLPKT04365 BG:D			375.00		156,504.83
07/03/2024	CLPKT04366	DEP0022892	B00015640 CLPKT04366 BG:Online Payments			894.31		157,399.14
07/03/2024	CLPKT04366	DEP0022892	B00015641 CLPKT04366 BG:D			6,257.53		163,656.67
07/03/2024	CLPKT04366	DEP0022892	B00015646 CLPKT04366 BG:Online Payments			54.24		163,710.91
07/03/2024	CLPKT04366	DEP0022892	B00015644 CLPKT04366 BG:D			6,457.00		170,167.91
07/03/2024	CLPKT04366	DEP0022892	B00015646 CLPKT04366 BG:Online Payments			230.46		170,398.37
07/03/2024	CLPKT04366	DEP0022892	B00015643 CLPKT04366 BG:D			51.50		170,449.87
07/03/2024	CLPKT04366	DEP0022892	B00015643 CLPKT04366 BG:D			50.00		170,499.87
07/03/2024	CLPKT04366	DEP0022892	B00015647 CLPKT04366 BG:D			0.32		170,500.19
07/03/2024	CLPKT04366	DEP0022892	B00015641 CLPKT04366 BG:D			312.82		170,813.01
07/03/2024	APPKT03743	156057	COLORADO GOLF ASSOCIATION Reversal	17611 - COLORADO GOLF ASSOCIATION		645.00		171,458.01
07/03/2024	GLPKT16737	JN09736	CC DEPOSIT			1,002.94		172,460.95
07/05/2024	CLPKT04368	DEP0022896	B00015661 CLPKT04368 BG:EF			256.98		172,717.93
07/05/2024	APPKT03734	DFT0012685	XCEL ENERGY	15115 - XCEL ENERGY			1,842.72	170,875.21

**Detail Report**

**Date Range: 07/01/2024 - 07/31/2024**

Account		Name			Beginning Balance	Total Activity	Total Debits	Total Credits	Ending Balance
<a href="#">99-1-00-71111</a>		POOLED CASH - Continued			203,200.68	1,831,401.93	4,435,542.45	2,604,140.52	2,034,602.61
Post Date	Packet Number	Source Transaction	Description	Vendor	Project Account	Debits	Credits	Running Balance	
07/05/2024	APPKT03734	DFT0012686	XCEL ENERGY	15115 - XCEL ENERGY			167.94	170,707.27	
07/05/2024	APPKT03734	DFT0012687	XCEL ENERGY	15115 - XCEL ENERGY			21.91	170,685.36	
07/05/2024	APPKT03734	DFT0012688	XCEL ENERGY	15115 - XCEL ENERGY			56.16	170,629.20	
07/05/2024	APPKT03734	DFT0012689	XCEL ENERGY	15115 - XCEL ENERGY			54.76	170,574.44	
07/05/2024	APPKT03734	DFT0012690	XCEL ENERGY	15115 - XCEL ENERGY			13.64	170,560.80	
07/05/2024	APPKT03734	DFT0012691	XCEL ENERGY	15115 - XCEL ENERGY			13.52	170,547.28	
07/05/2024	APPKT03734	DFT0012697	XCEL ENERGY	15115 - XCEL ENERGY			4.79	170,542.49	
07/05/2024	APPKT03739	DFT0012730	XCEL ENERGY	15115 - XCEL ENERGY			13.39	170,529.10	
07/05/2024	GLPKT16737	JN09737	CC DEPOSIT			239.99		170,769.09	
07/06/2024	GLPKT16737	JN09738	CC DEPOSIT			44.29		170,813.38	
07/07/2024	GLPKT16737	JN09739	CC DEPOSIT			51.50		170,864.88	
07/08/2024	CLPKT04367	DEP0022895	B00015656 CLPKT04367 BG:EF			554,578.71		725,443.59	
07/08/2024	CLPKT04369	DEP0022927	B00015653 CLPKT04369 BG:D			365.55		725,809.14	
07/08/2024	CLPKT04369	DEP0022927	B00015662 CLPKT04369 BG:D			1,688.95		727,498.09	
07/08/2024	CLPKT04369	DEP0022927	B00015651 CLPKT04369 BG:Online Payments			160.14		727,658.23	
07/08/2024	CLPKT04369	DEP0022927	B00015663 CLPKT04369 BG:D			29,830.42		757,488.65	
07/08/2024	CLPKT04369	DEP0022927	B00015652 CLPKT04369 BG:Online Payments			717.24		758,205.89	
07/08/2024	CLPKT04369	DEP0022927	B00015659 CLPKT04369 BG:D			401.00		758,606.89	
07/08/2024	CLPKT04369	DEP0022927	B00015660 CLPKT04369 BG:D			9,123.08		767,729.97	
07/08/2024	CLPKT04369	DEP0022927	B00015654 CLPKT04369 BG:D			22,219.15		789,949.12	
07/08/2024	CLPKT04369	DEP0022927	B00015653 CLPKT04369 BG:D			3,858.38		793,807.50	
07/08/2024	CLPKT04369	DEP0022927	B00015664 CLPKT04369 BG:Online Payments			767.15		794,574.65	
07/08/2024	CLPKT04369	DEP0022927	B00015658 CLPKT04369 BG:Online Payments			1,112.65		795,687.30	
07/08/2024	CLPKT04369	DEP0022927	B00015648 CLPKT04369 BG:Online Payments			1,004.58		796,691.88	
07/08/2024	CLPKT04369	DEP0022927	B00015649 CLPKT04369 BG:Online Payments			1,450.41		798,142.29	
07/08/2024	CLPKT04370	DEP0022928	B00015650 CLPKT04370 BG:Online Payments			110.00		798,252.29	
07/08/2024	CLPKT04370	DEP0022929	B00015657 CLPKT04370 BG:Online Payments			175.00		798,427.29	
07/08/2024	CLPKT04370	DEP0022930	B00015655 CLPKT04370 BG:D			985.00		799,412.29	
07/08/2024	APPKT03739	DFT0012734	XCEL ENERGY	15115 - XCEL ENERGY			36.80	799,375.49	
07/08/2024	APPKT03745	DFT0012740	WEX BANK	12101 - WEX BANK			19,746.46	779,629.03	
07/08/2024	GLPKT16737	JN09740	CC DEPOSIT			1,059.68		780,688.71	
07/09/2024	CLPKT04371	DEP0022933	B00015667 CLPKT04371 BG:EF			1,237.16		781,925.87	
07/09/2024	CLPKT04372	DEP0022936	B00015668 CLPKT04372 BG:EF			24,929.23		806,855.10	
07/09/2024	CLPKT04373	DEP0022939	B00015676 CLPKT04373 BG:D			184.00		807,039.10	
07/09/2024	CLPKT04373	DEP0022939	B00015675 CLPKT04373 BG:D			2,552.76		809,591.86	
07/09/2024	CLPKT04373	DEP0022939	B00015673 CLPKT04373 BG:D			2,449.92		812,041.78	
07/09/2024	CLPKT04373	DEP0022939	B00015674 CLPKT04373 BG:D			107.32		812,149.10	
07/09/2024	CLPKT04373	DEP0022939	B00015665 CLPKT04373 BG:Online Payments			3,767.58		815,916.68	
07/09/2024	CLPKT04373	DEP0022939	B00015670 CLPKT04373 BG:D			482.17		816,398.85	
07/09/2024	CLPKT04373	DEP0022939	B00015672 CLPKT04373 BG:D			52.75		816,451.60	
07/09/2024	CLPKT04373	DEP0022939	B00015671 CLPKT04373 BG:D			14.00		816,465.60	
07/09/2024	CLPKT04373	DEP0022939	B00015666 CLPKT04373 BG:D			971.38		817,436.98	



**Detail Report**

**Date Range: 07/01/2024 - 07/31/2024**

Account		Name	Beginning Balance	Total Activity	Total Debits	Total Credits	Ending Balance	
<a href="#">99-1-00-71111</a>		POOLED CASH - Continued	203,200.68	1,831,401.93	4,435,542.45	2,604,140.52	2,034,602.61	
Post Date	Packet Number	Source Transaction	Description	Vendor	Project Account	Debits	Credits	Running Balance
07/09/2024	CLPKT04373	DEP0022939	B00015666 CLPKT04373 BG:D			83.40		817,520.38
07/09/2024	CLPKT04373	DEP0022939	B00015677 CLPKT04373 BG:Online Payments			179.86		817,700.24
07/09/2024	CLPKT04374	DEP0022940	B00015669 CLPKT04374 BG:D			1,974.00		819,674.24
07/09/2024	APPKT03739	DFT0012737	PINNACOL ASSURANCE	15307 - PINNACOL ASSURANCE			22,580.96	797,093.28
07/09/2024	GLPKT16737	JN09741	CC DEPOSIT			463.50		797,556.78
07/10/2024	CLPKT04375	DEP0022943	B00015685 CLPKT04375 BG:EF			781,038.45		1,578,595.23
07/10/2024	CLPKT04376	DEP0022946	B00015686 CLPKT04376 BG:EF			717.53		1,579,312.76
07/10/2024	CLPKT04377	DEP0022947	B00015682 CLPKT04377 BG:D			781.09		1,580,093.85
07/10/2024	CLPKT04377	DEP0022948	B00015687 CLPKT04377 BG:Online Payments			50.00		1,580,143.85
07/10/2024	CLPKT04378	DEP0022952	B00015678 CLPKT04378 BG:Online Payments			3,236.61		1,583,380.46
07/10/2024	CLPKT04378	DEP0022952	B00015679 CLPKT04378 BG:D			148.34		1,583,528.80
07/10/2024	CLPKT04378	DEP0022952	B00015689 CLPKT04378 BG:Online Payments			203.45		1,583,732.25
07/10/2024	CLPKT04378	DEP0022952	B00015681 CLPKT04378 BG:D			257.50		1,583,989.75
07/10/2024	CLPKT04378	DEP0022952	B00015679 CLPKT04378 BG:D			1,143.96		1,585,133.71
07/10/2024	CLPKT04378	DEP0022952	B00015689 CLPKT04378 BG:Online Payments			122.44		1,585,256.15
07/10/2024	CLPKT04378	DEP0022952	B00015688 CLPKT04378 BG:D			575.00		1,585,831.15
07/10/2024	CLPKT04378	DEP0022952	B00015680 CLPKT04378 BG:D			25.00		1,585,856.15
07/10/2024	CLPKT04378	DEP0022952	B00015683 CLPKT04378 BG:D			399.50		1,586,255.65
07/10/2024	APPKT03739	DFT0012733	XCEL ENERGY	15115 - XCEL ENERGY			257.68	1,585,997.97
07/10/2024	APPKT03739	DFT0012735	XCEL ENERGY	15115 - XCEL ENERGY			3,890.17	1,582,107.80
07/10/2024	APPKT03739	DFT0012736	ALAMOSA POSTMASTER	10012 - ALAMOSA POSTMASTER			1,655.13	1,580,452.67
07/10/2024	GLPKT16737	JN09742	CC DEPOSIT			428.48		1,580,881.15
07/11/2024	PYPKT03688	EFT0000101	Payroll EFT				267,137.79	1,313,743.36
07/11/2024	APPKT03736	DFT0012698	FIRE & POLICE PENSION ASSOC	15228 - FIRE & POLICE PENSION ASSOC			2,785.31	1,310,958.05
07/11/2024	APPKT03736	DFT0012702	PERA	10083 - PERA			25.94	1,310,932.11
07/11/2024	APPKT03736	DFT0012703	PERA	10083 - PERA			29,453.10	1,281,479.01
07/11/2024	APPKT03736	DFT0012704	PERA	10083 - PERA			28,145.13	1,253,333.88
07/11/2024	APPKT03736	DFT0012705	PERA	10083 - PERA			78.60	1,253,255.28
07/11/2024	APPKT03736	DFT0012706	PERA	10083 - PERA			223.53	1,253,031.75
07/11/2024	APPKT03736	DFT0012707	PERA	10083 - PERA			157.77	1,252,873.98
07/11/2024	APPKT03736	DFT0012708	VOLUNTARY INVESTMENT PROGRAM	12137 - VOLUNTARY INVESTMENT PROGR...			640.10	1,252,233.88
07/11/2024	APPKT03736	DFT0012709	VOLUNTARY INVESTMENT PROGRAM	12137 - VOLUNTARY INVESTMENT PROGR...			1,215.00	1,251,018.88
07/11/2024	APPKT03736	DFT0012710	VOLUNTARY INVESTMENT PROGRAM	12137 - VOLUNTARY INVESTMENT PROGR...			200.00	1,250,818.88
07/11/2024	APPKT03736	DFT0012711	ICMA RETIREMENT TRUST-457	10512 - ICMA RETIREMENT TRUST-457			1,115.74	1,249,703.14
07/11/2024	APPKT03736	DFT0012712	ICMA RETIREMENT TRUST-457	10512 - ICMA RETIREMENT TRUST-457			1,007.39	1,248,695.75
07/11/2024	APPKT03736	DFT0012713	EMPOWER	15388 - EMPOWER			992.50	1,247,703.25
07/11/2024	APPKT03736	DFT0012714	EMPOWER	15388 - EMPOWER			297.04	1,247,406.21
07/11/2024	APPKT03736	DFT0012715	EMPOWER	15388 - EMPOWER			580.65	1,246,825.56
07/11/2024	APPKT03736	DFT0012716	EMPOWER	15388 - EMPOWER			482.08	1,246,343.48
07/11/2024	APPKT03736	DFT0012717	EMPOWER	15388 - EMPOWER			219.11	1,246,124.37
07/11/2024	APPKT03736	DFT0012718	EMPOWER	15388 - EMPOWER			1,073.28	1,245,051.09
07/11/2024	APPKT03736	DFT0012719	EMPOWER	15388 - EMPOWER			110.00	1,244,941.09

**Detail Report**

**Date Range: 07/01/2024 - 07/31/2024**

Account		Name	Beginning Balance	Total Activity	Total Debits	Total Credits	Ending Balance	
<a href="#">99-1-00-71111</a>		POOLED CASH - Continued	203,200.68	1,831,401.93	4,435,542.45	2,604,140.52	2,034,602.61	
Post Date	Packet Number	Source Transaction	Description	Vendor	Project Account	Debits	Credits	Running Balance
07/11/2024	APPKT03736	DFT0012720	ICMA RETIREMENT TRUST-457	10512 - ICMA RETIREMENT TRUST-457			467.00	1,244,474.09
07/11/2024	APPKT03736	DFT0012721	EMPOWER	15388 - EMPOWER			19,220.90	1,225,253.19
07/11/2024	APPKT03736	DFT0012722	TASC	16690 - TASC			50.00	1,225,203.19
07/11/2024	APPKT03736	DFT0012723	TASC	16690 - TASC			1,807.96	1,223,395.23
07/11/2024	APPKT03736	DFT0012724	VOLUNTARY INVESTMENT PROGRAM	12137 - VOLUNTARY INVESTMENT PROGR...			600.00	1,222,795.23
07/11/2024	APPKT03736	DFT0012725	VOLUNTARY INVESTMENT PROGRAM	12137 - VOLUNTARY INVESTMENT PROGR...			1,000.00	1,221,795.23
07/11/2024	APPKT03736	DFT0012726	VOLUNTARY INVESTMENT PROGRAM	12137 - VOLUNTARY INVESTMENT PROGR...			149.24	1,221,645.99
07/11/2024	APPKT03736	DFT0012727	COLORADO DEPARTMENT OF REVENUE	15514 - COLORADO DEPARTMENT OF REVE...			12,342.00	1,209,303.99
07/11/2024	APPKT03736	DFT0012728	UNITED STATES TREASURY	12816 - UNITED STATES TREASURY			25,360.61	1,183,943.38
07/11/2024	APPKT03736	DFT0012729	UNITED STATES TREASURY	12816 - UNITED STATES TREASURY			10,242.46	1,173,700.92
07/11/2024	APPKT03737	156138	CONTINENTAL AMERICAN INSURANCE	12383 - CONTINENTAL AMERICAN INSURA...			542.59	1,173,158.33
07/11/2024	APPKT03737	156139	FAMILY SUPPORT REGISTRY	15515 - FAMILY SUPPORT REGISTRY			718.00	1,172,440.33
07/11/2024	APPKT03737	156140	FRATERNAL ORDER OF POLICE	15119 - FRATERNAL ORDER OF POLICE			262.50	1,172,177.83
07/11/2024	APPKT03737	156141	KANSAS CITY LIFE INSURANCE COMPANY	12312 - KANSAS CITY LIFE INSURANCE COM...			6.88	1,172,170.95
07/11/2024	APPKT03737	156142	MUTUAL OF OMAHA	18479 - MUTUAL OF OMAHA			670.37	1,171,500.58
07/11/2024	APPKT03737	156143	SLV SPORTS & WELLNESS	10686 - SLV SPORTS & WELLNESS			34.00	1,171,466.58
07/11/2024	APPKT03738	156088	5 STAR LINE CLEANING SERVICE	18907 - 5 STAR LINE CLEANING SERVICE			200.00	1,171,266.58
07/11/2024	APPKT03738	156089	ACE HARDWARE OF ALAMOSA	12276 - ACE HARDWARE OF ALAMOSA			514.72	1,170,751.86
07/11/2024	APPKT03738	156090	ADIDAS INC.	17625 - ADIDAS INC.			256.07	1,170,495.79
07/11/2024	APPKT03738	156091	AERIAL PORTILLO - LAWSON	18514 - AERIAL PORTILLO - LAWSON			86.00	1,170,409.79
07/11/2024	APPKT03738	156092	ALEJANDRO CANO OSPINA	18913 - ALEJANDRO CANO OSPINA			300.00	1,170,109.79
07/11/2024	APPKT03738	156093	AMAZON CAPITAL SERVICES	18502 - AMAZON CAPITAL SERVICES			584.22	1,169,525.57
07/11/2024	APPKT03738	156094	AT&T MOBILITY	12236 - AT&T MOBILITY			2,853.19	1,166,672.38
07/11/2024	APPKT03738	156095	BACKGROUND INVESTIGATIONS BUREAU LLC	17526 - BACKGROUND INVESTIGATIONS B...			553.50	1,166,118.88
07/11/2024	APPKT03738	156096	BILLINGS ELECTRIC, INC.	10310 - BILLINGS ELECTRIC, INC.			2,730.74	1,163,388.14
07/11/2024	APPKT03738	156097	CENTURYLINK	12295 - CENTURYLINK			1,037.40	1,162,350.74
07/11/2024	APPKT03738	156098	COLORADO GOLF ASSOCIATION	17611 - COLORADO GOLF ASSOCIATION			903.00	1,161,447.74
07/11/2024	APPKT03738	156099	COLORADO LIBRARY CONSORTIUM	10695 - COLORADO LIBRARY CONSORTIUM			137.09	1,161,310.65
07/11/2024	APPKT03738	156100	COOLEY & SONS EXCAVATING	18915 - COOLEY & SONS EXCAVATING			7,500.00	1,153,810.65
07/11/2024	APPKT03738	156101	DANIEL MEDINA	18896 - DANIEL MEDINA			500.00	1,153,310.65
07/11/2024	APPKT03738	156102	DIVERSIFIED BODY AND PAINT, INC.	18911 - DIVERSIFIED BODY AND PAINT, INC.			29,830.42	1,123,480.23
07/11/2024	APPKT03738	156103	ELIZABETH THOMAS HENSLEY	15743 - ELIZABETH THOMAS HENSLEY			261.84	1,123,218.39
07/11/2024	APPKT03738	156104	ERNEST E. MONDRAGON	16392 - ERNEST E. MONDRAGON			360.00	1,122,858.39
07/11/2024	APPKT03738	156105	FEDEX	10519 - FEDEX			134.87	1,122,723.52
07/11/2024	APPKT03738	156106	FREMAREK, INC	90577 - FREMAREK, INC			54.33	1,122,669.19
07/11/2024	APPKT03738	156107	GARDNER EXCAVATING	15211 - GARDNER EXCAVATING			37,500.00	1,085,169.19
07/11/2024	APPKT03738	156108	GOTO TECHNOLOGIES	18496 - GOTO TECHNOLOGIES			799.20	1,084,369.99
07/11/2024	APPKT03738	156109	HD SUPPLY FORMERLY HOME DEPOT PRO	18879 - HD SUPPLY FORMERLY HOME DEP...			209.68	1,084,160.31
07/11/2024	APPKT03738	156110	HEALDWORKS, INC.	17429 - HEALDWORKS, INC.			210.00	1,083,950.31
07/11/2024	APPKT03738	156111	HIGH COUNTRY WORKPLACE TECHNOLOGIES	17373 - HIGH COUNTRY WORKPLACE TECH...			200.00	1,083,750.31
07/11/2024	APPKT03738	156112	JESSICA FELICIANO	18905 - JESSICA FELICIANO			20.00	1,083,730.31
07/11/2024	APPKT03738	156113	JOEY SPANGLER	11860 - JOEY SPANGLER			572.00	1,083,158.31

Detail Report

Date Range: 07/01/2024 - 07/31/2024

Account	Name	Beginning Balance	Total Activity	Total Debits	Total Credits	Ending Balance		
<a href="#">99-1-00-71111</a>	POOLED CASH - Continued	203,200.68	1,831,401.93	4,435,542.45	2,604,140.52	2,034,602.61		
Post Date	Packet Number	Source Transaction	Description	Vendor	Project Account	Debits	Credits	Running Balance
07/11/2024	APPKT03738	156114	JOHN S. WEEKS	15558 - JOHN S. WEEKS			300.00	1,082,858.31
07/11/2024	APPKT03738	156115	L L JOHNSON DISTRIBUTORS	11984 - L L JOHNSON DISTRIBUTORS			41.15	1,082,817.16
07/11/2024	APPKT03738	156116	LA GARITA MOUNTAIN NURSERY, LLC	11240 - LA GARITA MOUNTAIN NURSERY, L...			2,280.00	1,080,537.16
07/11/2024	APPKT03738	156117	LEANNE LOUNSBURY	18914 - LEANNE LOUNSBURY			140.08	1,080,397.08
07/11/2024	APPKT03738	156118	LIBRARY IDEAS LLC	18382 - LIBRARY IDEAS LLC			1,260.64	1,079,136.44
07/11/2024	APPKT03738	156119	MANUEL VIGIL	18666 - MANUEL VIGIL			500.00	1,078,636.44
07/11/2024	APPKT03738	156120	MOTOR PARTS CO, INC	12712 - MOTOR PARTS CO, INC			463.29	1,078,173.15
07/11/2024	APPKT03738	156121	NORTH RIVER GREENHOUSE	90621 - NORTH RIVER GREENHOUSE			1,409.47	1,076,763.68
07/11/2024	APPKT03738	156122	PROCUM LLC	10482 - PROCUM LLC			270.00	1,076,493.68
07/11/2024	APPKT03738	156123	PVS DX INC.	18782 - PVS DX INC.			16,304.22	1,060,189.46
07/11/2024	APPKT03738	156124	RC READY MIX, LLC	18861 - RC READY MIX, LLC			5,102.75	1,055,086.71
07/11/2024	APPKT03738	156125	REDLUND EQUIPMENT	18906 - REDLUND EQUIPMENT			456.35	1,054,630.36
07/11/2024	APPKT03738	156126	REYNOLDS ENGINEERING CO., INC	10220 - REYNOLDS ENGINEERING CO., INC			7,500.00	1,047,130.36
07/11/2024	APPKT03738	156127	SKIBALLS RUNNING WORLD	15165 - SKIBALLS RUNNING WORLD			227.00	1,046,903.36
07/11/2024	APPKT03738	156128	SPORTS IMPORTS INC.	18908 - SPORTS IMPORTS INC.			4,288.90	1,042,614.46
07/11/2024	APPKT03738	156129	SUN VALLEY RIDES LLC	18910 - SUN VALLEY RIDES LLC			2,352.63	1,040,261.83
07/11/2024	APPKT03738	156130	TATE KINDSCHUH	15629 - TATE KINDSCHUH			79.00	1,040,182.83
07/11/2024	APPKT03738	156131	TYLER TECHNOLOGIES INC.	15477 - TYLER TECHNOLOGIES INC.			35.00	1,040,147.83
07/11/2024	APPKT03738	156132	U.S. KIDSGOLF	17949 - U.S. KIDSGOLF			225.24	1,039,922.59
07/11/2024	APPKT03738	156133	U.S. TRACTOR INC.	11554 - U.S. TRACTOR INC.			425.03	1,039,497.56
07/11/2024	APPKT03738	156134	VALLEY COURIER INC.	10105 - VALLEY COURIER INC.			135.00	1,039,362.56
07/11/2024	APPKT03738	156135	WILLIAM SQUIRES	15806 - WILLIAM SQUIRES			197.00	1,039,165.56
07/11/2024	APPKT03738	156136	XCEL ENERGY	15115 - XCEL ENERGY			583.08	1,038,582.48
07/11/2024	APPKT03738	156137	YAMAHA MOTOR FINANCE	17760 - YAMAHA MOTOR FINANCE			5,141.31	1,033,441.17
07/11/2024	APPKT03738	4205	AIRGAS USA, LLC	15230 - AIRGAS USA, LLC			162.35	1,033,278.82
07/11/2024	APPKT03738	4206	FERGUSON WATERWORKS #116	15357 - FERGUSON WATERWORKS #116			30.26	1,033,248.56
07/11/2024	APPKT03738	4207	GOBINS	12635 - GOBINS			1,455.44	1,031,793.12
07/11/2024	APPKT03738	4208	HAYNIES, INC.	10056 - HAYNIES, INC.			28.89	1,031,764.23
07/11/2024	APPKT03738	4209	INGRAM LIBRARY SERVICE	15125 - INGRAM LIBRARY SERVICE			338.41	1,031,425.82
07/11/2024	APPKT03738	4210	TAYLORMADE GOLF COMPANY INC.	17630 - TAYLORMADE GOLF COMPANY INC.			12,158.02	1,019,267.80
07/11/2024	APPKT03738	4211	VALLEY LOCK & SECURITY INC.	10109 - VALLEY LOCK & SECURITY INC.			44.96	1,019,222.84
07/11/2024	APPKT03738	4212	WORLD FUEL SERVICES, INC	16397 - WORLD FUEL SERVICES, INC			2,152.08	1,017,070.76
07/11/2024	CLPKT04379	DEP0022955	B00015693 CLPKT04379 BG:EF			8.93		1,017,070.76
07/11/2024	CLPKT04380	DEP0022958	B00015696 CLPKT04380 BG:Online Payments			136.22		1,017,215.91
07/11/2024	CLPKT04380	DEP0022958	B00015696 CLPKT04380 BG:Online Payments			52.13		1,017,268.04
07/11/2024	CLPKT04380	DEP0022958	B00015694 CLPKT04380 BG:D			10,648.39		1,027,916.43
07/11/2024	CLPKT04380	DEP0022958	B00015691 CLPKT04380 BG:D			369.00		1,028,285.43
07/11/2024	CLPKT04380	DEP0022958	B00015691 CLPKT04380 BG:D			7,251.08		1,035,536.51
07/11/2024	CLPKT04380	DEP0022958	B00015690 CLPKT04380 BG:Online Payments			3,218.17		1,038,754.68
07/11/2024	CLPKT04381	DEP0022959	B00015692 CLPKT04381 BG:Online Payments			200.00		1,038,954.68
07/11/2024	CLPKT04381	DEP0022960	B00015695 CLPKT04381 BG:D			225.00		1,039,179.68
07/11/2024	APPKT03739	DFT0012731	XCEL ENERGY	15115 - XCEL ENERGY			269.70	1,038,909.98

**Detail Report**

**Date Range: 07/01/2024 - 07/31/2024**

Account		Name	Beginning Balance	Total Activity	Total Debits	Total Credits	Ending Balance	
<a href="#">99-1-00-71111</a>		POOLED CASH - Continued	203,200.68	1,831,401.93	4,435,542.45	2,604,140.52	2,034,602.61	
Post Date	Packet Number	Source Transaction	Description	Vendor	Project Account	Debits	Credits	Running Balance
07/11/2024	APPKT03739	DFT0012732	XCEL ENERGY	15115 - XCEL ENERGY			351.94	1,038,558.04
07/11/2024	APPKT03743	156092	ALEJANDRO CANO OSPINA Reversal	18913 - ALEJANDRO CANO OSPINA		300.00		1,038,858.04
07/11/2024	GLPKT16737	JN09743	CC DEPOSIT			275.01		1,039,133.05
07/12/2024	CLPKT04382	DEP0022963	B00015705 CLPKT04382 BG:EF			4.26		1,039,137.31
07/12/2024	GLPKT16737	JN09744	CC DEPOSIT			126.69		1,039,264.00
07/13/2024	GLPKT16737	JN09745	CC DEPOSIT			104.03		1,039,368.03
07/14/2024	GLPKT16737	JN09746	CC DEPOSIT			73.13		1,039,441.16
07/15/2024	CLPKT04383	DEP0022966	B00015706 CLPKT04383 BG:EF			1.91		1,039,443.07
07/15/2024	CLPKT04385	DEP0022968	B00015703 CLPKT04385 BG:Online Payments			175.00		1,039,618.07
07/15/2024	CLPKT04385	DEP0022969	B00015698 CLPKT04385 BG:Online Payments			175.00		1,039,793.07
07/15/2024	CLPKT04385	DEP0022970	B00015707 CLPKT04385 BG:D			120.00		1,039,913.07
07/15/2024	CLPKT04384	DEP0022972	B00015704 CLPKT04384 BG:D			3,176.84		1,043,089.91
07/15/2024	CLPKT04384	DEP0022972	B00015711 CLPKT04384 BG:Online Payments			56.35		1,043,146.26
07/15/2024	CLPKT04384	DEP0022972	B00015710 CLPKT04384 BG:D			820.73		1,043,966.99
07/15/2024	CLPKT04384	DEP0022972	B00015702 CLPKT04384 BG:D			25,845.46		1,069,812.45
07/15/2024	CLPKT04384	DEP0022972	B00015711 CLPKT04384 BG:Online Payments			121.54		1,069,933.99
07/15/2024	CLPKT04384	DEP0022972	B00015699 CLPKT04384 BG:Online Payments			541.43		1,070,475.42
07/15/2024	CLPKT04384	DEP0022972	B00015701 CLPKT04384 BG:Online Payments			4,801.33		1,075,276.75
07/15/2024	CLPKT04384	DEP0022972	B00015708 CLPKT04384 BG:D			29,297.54		1,104,574.29
07/15/2024	CLPKT04384	DEP0022972	B00015702 CLPKT04384 BG:D			274.72		1,104,849.01
07/15/2024	CLPKT04384	DEP0022972	B00015697 CLPKT04384 BG:Online Payments			2,439.41		1,107,288.42
07/15/2024	CLPKT04384	DEP0022972	B00015700 CLPKT04384 BG:Online Payments			1,691.98		1,108,980.40
07/15/2024	CLPKT04384	DEP0022972	B00015709 CLPKT04384 BG:D			26.52		1,109,006.92
07/15/2024	APPKT03745	DFT0012741	XCEL ENERGY	15115 - XCEL ENERGY			5,316.16	1,103,690.76
07/15/2024	APPKT03745	DFT0012742	XCEL ENERGY	15115 - XCEL ENERGY			2,580.76	1,101,110.00
07/15/2024	APPKT03745	DFT0012743	XCEL ENERGY	15115 - XCEL ENERGY			140.90	1,100,969.10
07/15/2024	APPKT03745	DFT0012744	XCEL ENERGY	15115 - XCEL ENERGY			104.53	1,100,864.57
07/15/2024	APPKT03745	DFT0012745	XCEL ENERGY	15115 - XCEL ENERGY			77.45	1,100,787.12
07/15/2024	APPKT03745	DFT0012746	XCEL ENERGY	15115 - XCEL ENERGY			6.01	1,100,781.11
07/15/2024	APPKT03745	DFT0012756	CARD SERVICE CENTER	18697 - CARD SERVICE CENTER			1,320.40	1,099,460.71
07/15/2024	GLPKT16737	JN09747	CC DEPOSIT			326.10		1,099,786.81
07/16/2024	CLPKT04386	DEP0022975	B00015720 CLPKT04386 BG:EF			191.17		1,099,977.98
07/16/2024	CLPKT04387	DEP0022978	B00015721 CLPKT04387 BG:EF			12.94		1,099,990.92
07/16/2024	CLPKT04388	DEP0022981	B00015713 CLPKT04388 BG:D			29,536.88		1,129,527.80
07/16/2024	CLPKT04388	DEP0022981	B00015712 CLPKT04388 BG:Online Payments			1,481.11		1,131,008.91
07/16/2024	CLPKT04388	DEP0022981	B00015717 CLPKT04388 BG:D			4,449.02		1,135,457.93
07/16/2024	CLPKT04388	DEP0022981	B00015718 CLPKT04388 BG:D			310.96		1,135,768.89
07/16/2024	CLPKT04388	DEP0022981	B00015722 CLPKT04388 BG:Online Payments			152.32		1,135,921.21
07/16/2024	CLPKT04388	DEP0022981	B00015713 CLPKT04388 BG:D			337.81		1,136,259.02
07/16/2024	CLPKT04388	DEP0022981	B00015716 CLPKT04388 BG:D			103.00		1,136,362.02
07/16/2024	CLPKT04388	DEP0022981	B00015715 CLPKT04388 BG:D			1,963.62		1,138,325.64
07/16/2024	CLPKT04389	DEP0022982	B00015714 CLPKT04389 BG:D			977.17		1,139,302.81

Detail Report

Date Range: 07/01/2024 - 07/31/2024

Account		Name	Beginning Balance	Total Activity	Total Debits	Total Credits	Ending Balance	
<a href="#">99-1-00-71111</a>		POOLED CASH - Continued	203,200.68	1,831,401.93	4,435,542.45	2,604,140.52	2,034,602.61	
Post Date	Packet Number	Source Transaction	Description	Vendor	Project Account	Debits	Credits	Running Balance
07/16/2024	UBPKT02264	DEP0023007	Utility Reverse Payment Packet UBPKT02264				153.71	1,139,149.10
07/16/2024	APPKT03745	DFT0012757	CARD SERVICE CENTER	18697 - CARD SERVICE CENTER			2,308.12	1,136,840.98
07/16/2024	APPKT03745	DFT0012758	CARD SERVICE CENTER	18697 - CARD SERVICE CENTER			1,804.35	1,135,036.63
07/16/2024	APPKT03745	DFT0012759	CARD SERVICE CENTER	18697 - CARD SERVICE CENTER			1,020.16	1,134,016.47
07/16/2024	APPKT03745	DFT0012760	PURCHASE POWER	15459 - PURCHASE POWER			870.55	1,133,145.92
07/16/2024	APPKT03745	DFT0012761	CARD SERVICE CENTER	18697 - CARD SERVICE CENTER			275.89	1,132,870.03
07/16/2024	GLPKT16737	JN09748	CC DEPOSIT			436.72		1,133,306.75
07/17/2024	CLPKT04390	DEP0022985	B00015725 CLPKT04390 BG:EF			371.50		1,133,678.25
07/17/2024	CLPKT04391	DEP0022988	B00015726 CLPKT04391 BG:EF			7.27		1,133,685.52
07/17/2024	CLPKT04392	DEP0022991	B00015727 CLPKT04392 BG:D			5,000.00		1,138,685.52
07/17/2024	CLPKT04392	DEP0022991	B00015724 CLPKT04392 BG:D			821.12		1,139,506.64
07/17/2024	CLPKT04392	DEP0022991	B00015724 CLPKT04392 BG:D			7,438.84		1,146,945.48
07/17/2024	CLPKT04392	DEP0022991	B00015731 CLPKT04392 BG:D			82.40		1,147,027.88
07/17/2024	CLPKT04392	DEP0022991	B00015728 CLPKT04392 BG:D			2,500.00		1,149,527.88
07/17/2024	CLPKT04392	DEP0022991	B00015723 CLPKT04392 BG:Online Payments			1,351.29		1,150,879.17
07/17/2024	CLPKT04392	DEP0022991	B00015729 CLPKT04392 BG:D			731,032.27		1,881,911.44
07/17/2024	CLPKT04393	DEP0022992	B00015730 CLPKT04393 BG:D			200.00		1,882,111.44
07/17/2024	CLPKT04396	DEP0023010	B00015737 CLPKT04396 BG:EF			12,519.00		1,894,630.44
07/17/2024	APPKT03745	DFT0012747	XCEL ENERGY	15115 - XCEL ENERGY			66.40	1,894,564.04
07/17/2024	APPKT03745	DFT0012748	XCEL ENERGY	15115 - XCEL ENERGY			54.16	1,894,509.88
07/17/2024	APPKT03745	DFT0012749	XCEL ENERGY	15115 - XCEL ENERGY			33.23	1,894,476.65
07/17/2024	APPKT03745	DFT0012750	XCEL ENERGY	15115 - XCEL ENERGY			16.58	1,894,460.07
07/17/2024	APPKT03745	DFT0012751	XCEL ENERGY	15115 - XCEL ENERGY			16.58	1,894,443.49
07/17/2024	APPKT03745	DFT0012762	CARD SERVICE CENTER	18697 - CARD SERVICE CENTER			823.44	1,893,620.05
07/17/2024	APPKT03745	DFT0012763	CARD SERVICE CENTER	18697 - CARD SERVICE CENTER			100.00	1,893,520.05
07/17/2024	GLPKT16737	JN09750	CC DEPOSIT			831.72		1,894,351.77
07/18/2024	CLPKT04394	DEP0022995	B00015734 CLPKT04394 BG:EF			53.55		1,894,405.32
07/18/2024	CLPKT04395	DEP0022998	B00015735 CLPKT04395 BG:EF			29,470.08		1,923,875.40
07/18/2024	APPKT03741	156144	ACE HARDWARE OF ALAMOSA	12276 - ACE HARDWARE OF ALAMOSA			348.36	1,923,527.04
07/18/2024	APPKT03741	156145	AMAZON CAPITAL SERVICES	18502 - AMAZON CAPITAL SERVICES			476.49	1,923,050.55
07/18/2024	APPKT03741	156146	AMITY WELCH NICHOLSON	18575 - AMITY WELCH NICHOLSON			1,050.00	1,922,000.55
07/18/2024	APPKT03741	156147	ASPHALT CONSTRUCTORS INC	11660 - ASPHALT CONSTRUCTORS INC			1,517.67	1,920,482.88
07/18/2024	APPKT03741	156148	BURNS, FIGA & WILL, P.C.	17222 - BURNS, FIGA & WILL, P.C.			6,845.00	1,913,637.88
07/18/2024	APPKT03741	156149	CLEARGOV, INC.	18081 - CLEARGOV, INC.			14,595.10	1,899,042.78
07/18/2024	APPKT03741	156150	COLORADO BARRICADE CO.	16028 - COLORADO BARRICADE CO.			753.92	1,898,288.86
07/18/2024	APPKT03741	156151	COLORADO BUREAU OF INVESTIGATION DE...	18537 - COLORADO BUREAU OF INVESTIGA...			276.50	1,898,012.36
07/18/2024	APPKT03741	156152	CONNIE BRYDGES	18892 - CONNIE BRYDGES			67.18	1,897,945.18
07/18/2024	APPKT03741	156153	CREATIVE INSTINCT, INC.	18918 - CREATIVE INSTINCT, INC.			203.00	1,897,742.18
07/18/2024	APPKT03741	156154	DAREN RODRIGUEZ	18916 - DAREN RODRIGUEZ			263.61	1,897,478.57
07/18/2024	APPKT03741	156155	DOUBLE S STONE & SUPPLY	18767 - DOUBLE S STONE & SUPPLY			1,135.00	1,896,343.57
07/18/2024	APPKT03741	156156	ECLIPSE PROPERTY MANAGEMENT	18902 - ECLIPSE PROPERTY MANAGEMENT			1,983.74	1,894,359.83
07/18/2024	APPKT03741	156157	FALCON ENVIRONMENTAL CORPORATION	10438 - FALCON ENVIRONMENTAL CORPO...			1,789.99	1,892,569.84

**Detail Report**

**Date Range: 07/01/2024 - 07/31/2024**

Account		Name	Beginning Balance	Total Activity	Total Debits	Total Credits	Ending Balance	
<a href="#">99-1-00-71111</a>		POOLED CASH - Continued	203,200.68	1,831,401.93	4,435,542.45	2,604,140.52	2,034,602.61	
Post Date	Packet Number	Source Transaction	Description	Vendor	Project Account	Debits	Credits	Running Balance
07/18/2024	APPKT03741	156158	GARDNER EXCAVATING	15211 - GARDNER EXCAVATING			354,218.59	1,538,351.25
07/18/2024	APPKT03741	156159	HD SUPPLY FORMERLY HOME DEPOT PRO	18879 - HD SUPPLY FORMERLY HOME DEP...			1,184.20	1,537,167.05
07/18/2024	APPKT03741	156160	HEALDWORKS, INC.	17429 - HEALDWORKS, INC.			430.86	1,536,736.19
07/18/2024	APPKT03741	156161	L L JOHNSON DISTRIBUTORS	11984 - L L JOHNSON DISTRIBUTORS			365.62	1,536,370.57
07/18/2024	APPKT03741	156162	LAW OFFICES OF TRAY STEPHANY	18317 - LAW OFFICES OF TRAY STEPHANY			892.50	1,535,478.07
07/18/2024	APPKT03741	156163	MAXWELL MARKETING ASSOCIATES, INC.	18917 - MAXWELL MARKETING ASSOCIATES..			451.83	1,535,026.24
07/18/2024	APPKT03741	156164	MIKE THE HANDY MAN, LLC	18497 - MIKE THE HANDY MAN, LLC			416.08	1,534,610.16
07/18/2024	APPKT03741	156165	MONTE VISTA COOP INC.	10415 - MONTE VISTA COOP INC.			2,211.81	1,532,398.35
07/18/2024	APPKT03741	156166	MOTOR PARTS CO, INC	12712 - MOTOR PARTS CO, INC			12.18	1,532,386.17
07/18/2024	APPKT03741	156167	MYMEDIC	18270 - MYMEDIC			888.64	1,531,497.53
07/18/2024	APPKT03741	156168	PETTY CASH	10524 - PETTY CASH			450.00	1,531,047.53
07/18/2024	APPKT03741	156169	REYNOLDS ENGINEERING CO., INC	10220 - REYNOLDS ENGINEERING CO., INC			2,100.00	1,528,947.53
07/18/2024	APPKT03741	156170	SHERWIN WILLIAMS	15363 - SHERWIN WILLIAMS			17.78	1,528,929.75
07/18/2024	APPKT03741	156171	SKIBALLS RUNNING WORLD	15165 - SKIBALLS RUNNING WORLD			350.00	1,528,579.75
07/18/2024	APPKT03741	156172	STEVE HOSTETTER	11606 - STEVE HOSTETTER			1,672.00	1,526,907.75
07/18/2024	APPKT03741	156173	STITCH AND PRINT LLC	18259 - STITCH AND PRINT LLC			1,680.00	1,525,227.75
07/18/2024	APPKT03741	156174	VALLEY COURIER INC.	10105 - VALLEY COURIER INC.			592.50	1,524,635.25
07/18/2024	APPKT03741	156175	VICTIMS ASSISTANCE	15267 - VICTIMS ASSISTANCE			52.00	1,524,583.25
07/18/2024	APPKT03741	156176	WATTS UPFITTING INC.	18173 - WATTS UPFITTING INC.			818.18	1,523,765.07
07/18/2024	APPKT03741	156177	WHITE HARDWARE CO. INC.	11726 - WHITE HARDWARE CO. INC.			2,896.85	1,520,868.22
07/18/2024	APPKT03741	4213	ALCON CONSTRUCTION INC.	10016 - ALCON CONSTRUCTION INC.			16,698.23	1,504,169.99
07/18/2024	UBPKT02263	DEP0023002	Utility Reverse Payment Packet UBPKT02263				250.00	1,503,919.99
07/18/2024	CLPKT04397	DEP0023013	B00015733 CLPKT04397 BG:D			16,723.75		1,520,643.74
07/18/2024	CLPKT04397	DEP0023013	B00015732 CLPKT04397 BG:Online Payments			2,308.08		1,522,951.82
07/18/2024	CLPKT04397	DEP0023013	B00015741 CLPKT04397 BG:D			2,400.00		1,525,351.82
07/18/2024	CLPKT04397	DEP0023013	B00015742 CLPKT04397 BG:D			309.82		1,525,661.64
07/18/2024	CLPKT04397	DEP0023013	B00015736 CLPKT04397 BG:D			1,261.00		1,526,922.64
07/18/2024	CLPKT04397	DEP0023013	B00015743 CLPKT04397 BG:D			1,248.75		1,528,171.39
07/18/2024	CLPKT04397	DEP0023013	B00015733 CLPKT04397 BG:D			287.66		1,528,459.05
07/18/2024	CLPKT04397	DEP0023013	B00015740 CLPKT04397 BG:D			50.00		1,528,509.05
07/18/2024	APPKT03745	DFT0012752	XCEL ENERGY	15115 - XCEL ENERGY			99.50	1,528,409.55
07/18/2024	APPKT03745	DFT0012755	U.S. BANK	16619 - U.S. BANK			387,102.80	1,141,306.75
07/18/2024	CLPKT04398	DEP0023052	B00015739 CLPKT04398 BG:D			885.00		1,142,191.75
07/18/2024	GLPKT16737	JN09751	CC DEPOSIT			212.18		1,142,403.93
07/19/2024	APPKT03745	DFT0012753	XCEL ENERGY	15115 - XCEL ENERGY			37.44	1,142,366.49
07/19/2024	APPKT03745	DFT0012754	XCEL ENERGY	15115 - XCEL ENERGY			23.44	1,142,343.05
07/19/2024	CLPKT04410	DEP0023047	B00015785 CLPKT04410 BG:EF			41.73		1,142,384.78
07/19/2024	GLPKT16737	JN09752	CC DEPOSIT			202.35		1,142,587.13
07/20/2024	GLPKT16737	JN09753	CC DEPOSIT			137.46		1,142,724.59
07/21/2024	GLPKT16737	JN09754	CC DEPOSIT			25.75		1,142,750.34
07/22/2024	UBPKT02252	DEP0023004	ACH Draft Packet UBPKT02252			78,063.89		1,220,814.23
07/22/2024	CLPKT04399	DEP0023014	B00015754 CLPKT04399 BG:Online Payments			275.00		1,221,089.23

Detail Report

Date Range: 07/01/2024 - 07/31/2024

Account		Name		Beginning Balance	Total Activity	Total Debits	Total Credits	Ending Balance
<a href="#">99-1-00-71111</a>		POOLED CASH - Continued		203,200.68	1,831,401.93	4,435,542.45	2,604,140.52	2,034,602.61
Post Date	Packet Number	Source Transaction	Description	Vendor	Project Account	Debits	Credits	Running Balance
07/22/2024	CLPKT04399	DEP0023015	B00015745 CLPKT04399 BG:Online Payments			265.00		1,221,354.23
07/22/2024	CLPKT04399	DEP0023016	B00015748 CLPKT04399 BG:Online Payments			150.00		1,221,504.23
07/22/2024	CLPKT04399	DEP0023017	B00015751 CLPKT04399 BG:D			625.00		1,222,129.23
07/22/2024	CLPKT04400	DEP0023020	B00015750 CLPKT04400 BG:D			483.01		1,222,612.24
07/22/2024	CLPKT04400	DEP0023020	B00015753 CLPKT04400 BG:D			440.00		1,223,052.24
07/22/2024	CLPKT04400	DEP0023020	B00015750 CLPKT04400 BG:D			102,654.28		1,325,706.52
07/22/2024	CLPKT04400	DEP0023020	B00015749 CLPKT04400 BG:Online Payments			2,211.27		1,327,917.79
07/22/2024	CLPKT04400	DEP0023020	B00015747 CLPKT04400 BG:Online Payments			396.07		1,328,313.86
07/22/2024	CLPKT04400	DEP0023020	B00015752 CLPKT04400 BG:D			370.80		1,328,684.66
07/22/2024	CLPKT04400	DEP0023020	B00015756 CLPKT04400 BG:Online Payments			337.96		1,329,022.62
07/22/2024	CLPKT04400	DEP0023020	B00015744 CLPKT04400 BG:Online Payments			2,830.65		1,331,853.27
07/22/2024	CLPKT04400	DEP0023020	B00015746 CLPKT04400 BG:Online Payments			3,666.52		1,335,519.79
07/22/2024	CLPKT04407	DEP0023038	B00015782 CLPKT04407 BG:EF			1,243.72		1,336,763.51
07/22/2024	CLPKT04408	DEP0023041	B00015783 CLPKT04408 BG:EF			433.39		1,337,196.90
07/22/2024	CLPKT04409	DEP0023044	B00015784 CLPKT04409 BG:EF			8.86		1,337,205.76
07/22/2024	APPKT03750	DFT0012799	XCEL ENERGY	15115 - XCEL ENERGY			2,086.45	1,335,119.31
07/22/2024	APPKT03750	DFT0012800	XCEL ENERGY	15115 - XCEL ENERGY			1,941.62	1,333,177.69
07/22/2024	APPKT03750	DFT0012801	XCEL ENERGY	15115 - XCEL ENERGY			1,623.52	1,331,554.17
07/22/2024	APPKT03750	DFT0012802	XCEL ENERGY	15115 - XCEL ENERGY			1,622.65	1,329,931.52
07/22/2024	APPKT03750	DFT0012803	XCEL ENERGY	15115 - XCEL ENERGY			1,031.57	1,328,899.95
07/22/2024	APPKT03750	DFT0012804	XCEL ENERGY	15115 - XCEL ENERGY			255.89	1,328,644.06
07/22/2024	APPKT03750	DFT0012805	XCEL ENERGY	15115 - XCEL ENERGY			148.36	1,328,495.70
07/22/2024	APPKT03750	DFT0012806	XCEL ENERGY	15115 - XCEL ENERGY			52.78	1,328,442.92
07/22/2024	APPKT03750	DFT0012807	XCEL ENERGY	15115 - XCEL ENERGY			11.64	1,328,431.28
07/22/2024	APPKT03750	DFT0012810	CIGNA	17515 - CIGNA			139,161.76	1,189,269.52
07/22/2024	APPKT03750	DFT0012811	PAYPAL	11510 - PAYPAL			40.00	1,189,229.52
07/22/2024	GLPKT16737	JN09755	CC DEPOSIT			808.55		1,190,038.07
07/23/2024	APPKT03744	DFT0012738	UNITED STATES TREASURY	12816 - UNITED STATES TREASURY			186.00	1,189,852.07
07/23/2024	APPKT03744	DFT0012739	UNITED STATES TREASURY	12816 - UNITED STATES TREASURY			43.50	1,189,808.57
07/23/2024	CLPKT04401	DEP0023021	B00015761 CLPKT04401 BG:D			293.00		1,190,101.57
07/23/2024	CLPKT04402	DEP0023024	B00015762 CLPKT04402 BG:D			209.45		1,190,311.02
07/23/2024	CLPKT04402	DEP0023024	B00015758 CLPKT04402 BG:D			48.20		1,190,359.22
07/23/2024	CLPKT04402	DEP0023024	B00015764 CLPKT04402 BG:Online Payments			159.65		1,190,518.87
07/23/2024	CLPKT04402	DEP0023024	B00015757 CLPKT04402 BG:Online Payments			1,952.15		1,192,471.02
07/23/2024	CLPKT04402	DEP0023024	B00015758 CLPKT04402 BG:D			6,259.85		1,198,730.87
07/23/2024	CLPKT04402	DEP0023024	B00015763 CLPKT04402 BG:D			103.00		1,198,833.87
07/23/2024	CLPKT04402	DEP0023024	B00015759 CLPKT04402 BG:D			31,329.80		1,230,163.67
07/23/2024	CLPKT04402	DEP0023024	B00015760 CLPKT04402 BG:D			181.75		1,230,345.42
07/23/2024	CLPKT04405	DEP0023031	B00015780 CLPKT04405 BG:EF			17.96		1,230,363.38
07/23/2024	CLPKT04406	DEP0023035	B00015781 CLPKT04406 BG:EF			10.19		1,230,373.57
07/23/2024	APPKT03750	DFT0012813	CARD SERVICE CENTER	18697 - CARD SERVICE CENTER			2,725.07	1,227,648.50
07/23/2024	APPKT03750	DFT0012814	CARD SERVICE CENTER	18697 - CARD SERVICE CENTER			1,639.32	1,226,009.18



**Detail Report**

**Date Range: 07/01/2024 - 07/31/2024**

Account		Name	Beginning Balance	Total Activity	Total Debits	Total Credits	Ending Balance	
<a href="#">99-1-00-71111</a>		POOLED CASH - Continued	203,200.68	1,831,401.93	4,435,542.45	2,604,140.52	2,034,602.61	
Post Date	Packet Number	Source Transaction	Description	Vendor	Project Account	Debits	Credits	Running Balance
07/23/2024	APPKT03750	DFT0012815	CARD SERVICE CENTER	18697 - CARD SERVICE CENTER			1,547.31	1,224,461.87
07/23/2024	APPKT03750	DFT0012816	CARD SERVICE CENTER	18697 - CARD SERVICE CENTER			1,126.83	1,223,335.04
07/23/2024	APPKT03750	DFT0012817	CARD SERVICE CENTER	18697 - CARD SERVICE CENTER			1,097.19	1,222,237.85
07/23/2024	APPKT03750	DFT0012818	CARD SERVICE CENTER	18697 - CARD SERVICE CENTER			460.54	1,221,777.31
07/23/2024	APPKT03750	DFT0012819	CARD SERVICE CENTER	18697 - CARD SERVICE CENTER			379.02	1,221,398.29
07/23/2024	GLPKT16737	JN09756	CC DEPOSIT			318.53		1,221,716.82
07/24/2024	CLPKT04403	DEP0023025	B00015770 CLPKT04403 BG:D			325.00		1,222,041.82
07/24/2024	CLPKT04404	DEP0023028	B00015767 CLPKT04404 BG:D			100.00		1,222,141.82
07/24/2024	CLPKT04404	DEP0023028	B00015766 CLPKT04404 BG:D			622.78		1,222,764.60
07/24/2024	CLPKT04404	DEP0023028	B00015765 CLPKT04404 BG:Online Payments			1,256.12		1,224,020.72
07/24/2024	CLPKT04404	DEP0023028	B00015766 CLPKT04404 BG:D			13,529.74		1,237,550.46
07/24/2024	CLPKT04404	DEP0023028	B00015769 CLPKT04404 BG:D			1,425.00		1,238,975.46
07/24/2024	CLPKT04404	DEP0023028	B00015768 CLPKT04404 BG:D			2,195.00		1,241,170.46
07/24/2024	APPKT03750	DFT0012796	XCEL ENERGY	15115 - XCEL ENERGY			638.76	1,240,531.70
07/24/2024	APPKT03750	DFT0012797	XCEL ENERGY	15115 - XCEL ENERGY			13,802.90	1,226,728.80
07/24/2024	APPKT03750	DFT0012809	VSP VISION CARE	17548 - VSP VISION CARE			4,302.35	1,222,426.45
07/24/2024	APPKT03750	DFT0012820	CARD SERVICE CENTER	18697 - CARD SERVICE CENTER			1,936.77	1,220,489.68
07/24/2024	APPKT03750	DFT0012821	CARD SERVICE CENTER	18697 - CARD SERVICE CENTER			1,110.74	1,219,378.94
07/24/2024	APPKT03750	DFT0012822	CARD SERVICE CENTER	18697 - CARD SERVICE CENTER			583.99	1,218,794.95
07/24/2024	APPKT03750	DFT0012823	CARD SERVICE CENTER	18697 - CARD SERVICE CENTER			153.27	1,218,641.68
07/24/2024	APPKT03750	DFT0012824	CARD SERVICE CENTER	18697 - CARD SERVICE CENTER			97.97	1,218,543.71
07/24/2024	GLPKT16737	JN09757	CC DEPOSIT			242.05		1,218,785.76
07/25/2024	PYPKT03710	EFT0000102	Payroll EFT				252,832.59	965,953.17
07/25/2024	APPKT03746	DFT0012764	FIRE & POLICE PENSION ASSOC	15228 - FIRE & POLICE PENSION ASSOC			2,656.91	963,296.26
07/25/2024	APPKT03746	DFT0012768	PERA	10083 - PERA			25.94	963,270.32
07/25/2024	APPKT03746	DFT0012769	PERA	10083 - PERA			29,480.48	933,789.84
07/25/2024	APPKT03746	DFT0012770	PERA	10083 - PERA			29,171.87	904,617.97
07/25/2024	APPKT03746	DFT0012771	PERA	10083 - PERA			94.11	904,523.86
07/25/2024	APPKT03746	DFT0012772	PERA	10083 - PERA			77.78	904,446.08
07/25/2024	APPKT03746	DFT0012773	PERA	10083 - PERA			208.73	904,237.35
07/25/2024	APPKT03746	DFT0012774	PERA	10083 - PERA			157.77	904,079.58
07/25/2024	APPKT03746	DFT0012775	VOLUNTARY INVESTMENT PROGRAM	12137 - VOLUNTARY INVESTMENT PROGR...			639.04	903,440.54
07/25/2024	APPKT03746	DFT0012776	VOLUNTARY INVESTMENT PROGRAM	12137 - VOLUNTARY INVESTMENT PROGR...			1,215.00	902,225.54
07/25/2024	APPKT03746	DFT0012777	ICMA RETIREMENT TRUST-457	10512 - ICMA RETIREMENT TRUST-457			1,056.62	901,168.92
07/25/2024	APPKT03746	DFT0012778	ICMA RETIREMENT TRUST-457	10512 - ICMA RETIREMENT TRUST-457			1,007.39	900,161.53
07/25/2024	APPKT03746	DFT0012779	EMPOWER	15388 - EMPOWER			1,046.57	899,114.96
07/25/2024	APPKT03746	DFT0012780	EMPOWER	15388 - EMPOWER			421.65	898,693.31
07/25/2024	APPKT03746	DFT0012781	EMPOWER	15388 - EMPOWER			580.65	898,112.66
07/25/2024	APPKT03746	DFT0012782	EMPOWER	15388 - EMPOWER			482.08	897,630.58
07/25/2024	APPKT03746	DFT0012783	EMPOWER	15388 - EMPOWER			219.11	897,411.47
07/25/2024	APPKT03746	DFT0012784	EMPOWER	15388 - EMPOWER			1,022.29	896,389.18
07/25/2024	APPKT03746	DFT0012785	EMPOWER	15388 - EMPOWER			110.00	896,279.18



**Detail Report**

**Date Range: 07/01/2024 - 07/31/2024**

Account		Name	Beginning Balance	Total Activity	Total Debits	Total Credits	Ending Balance	
<a href="#">99-1-00-71111</a>		POOLED CASH - Continued	203,200.68	1,831,401.93	4,435,542.45	2,604,140.52	2,034,602.61	
Post Date	Packet Number	Source Transaction	Description	Vendor	Project Account	Debits	Credits	Running Balance
07/25/2024	APPKT03746	DFT0012786	ICMA RETIREMENT TRUST-457	10512 - ICMA RETIREMENT TRUST-457			467.00	895,812.18
07/25/2024	APPKT03746	DFT0012787	EMPOWER	15388 - EMPOWER			18,234.88	877,577.30
07/25/2024	APPKT03746	DFT0012788	TASC	16690 - TASC			50.00	877,527.30
07/25/2024	APPKT03746	DFT0012789	TASC	16690 - TASC			1,807.96	875,719.34
07/25/2024	APPKT03746	DFT0012790	VOLUNTARY INVESTMENT PROGRAM	12137 - VOLUNTARY INVESTMENT PROGR...			600.00	875,119.34
07/25/2024	APPKT03746	DFT0012791	VOLUNTARY INVESTMENT PROGRAM	12137 - VOLUNTARY INVESTMENT PROGR...			1,000.00	874,119.34
07/25/2024	APPKT03746	DFT0012792	VOLUNTARY INVESTMENT PROGRAM	12137 - VOLUNTARY INVESTMENT PROGR...			149.24	873,970.10
07/25/2024	APPKT03746	DFT0012793	COLORADO DEPARTMENT OF REVENUE	15514 - COLORADO DEPARTMENT OF REVE...			12,118.00	861,852.10
07/25/2024	APPKT03746	DFT0012794	UNITED STATES TREASURY	12816 - UNITED STATES TREASURY			24,563.89	837,288.21
07/25/2024	APPKT03746	DFT0012795	UNITED STATES TREASURY	12816 - UNITED STATES TREASURY			9,781.34	827,506.87
07/25/2024	APPKT03747	156184	ABSMEIER LANDSCAPING & CONSTRUCTION...	11310 - ABSMEIER LANDSCAPING & CONS...			9,252.33	818,254.54
07/25/2024	APPKT03747	156185	ACE HARDWARE OF ALAMOSA	12276 - ACE HARDWARE OF ALAMOSA			1,703.47	816,551.07
07/25/2024	APPKT03747	156187	ACUSHNET COMPANY INC.	17781 - ACUSHNET COMPANY INC.			263.32	816,287.75
07/25/2024	APPKT03747	156188	ACZ LABORATORIES, INC	15499 - ACZ LABORATORIES, INC			361.30	815,926.45
07/25/2024	APPKT03747	156189	ALAMOSA CAR CARE CENTER	15273 - ALAMOSA CAR CARE CENTER			92.50	815,833.95
07/25/2024	APPKT03747	156190	ALEJANDRO TORRES	18920 - ALEJANDRO TORRES			289.00	815,544.95
07/25/2024	APPKT03747	156191	ALPINE ACHIEVERS INITIATIVE	16299 - ALPINE ACHIEVERS INITIATIVE			1,500.00	814,044.95
07/25/2024	APPKT03747	156192	ALPINE VETERINARY HOSPITAL	12602 - ALPINE VETERINARY HOSPITAL			70.38	813,974.57
07/25/2024	APPKT03747	156193	AMAZON CAPITAL SERVICES	18502 - AMAZON CAPITAL SERVICES			2,650.35	811,324.22
07/25/2024	APPKT03747	156195	ANN LINCOLN	15527 - ANN LINCOLN			400.00	810,924.22
07/25/2024	APPKT03747	156196	ARROWHEAD FORENSICS	16992 - ARROWHEAD FORENSICS			1,216.85	809,707.37
07/25/2024	APPKT03747	156197	AUTOZONE	12768 - AUTOZONE			25.98	809,681.39
07/25/2024	APPKT03747	156198	BOBCAT OF THE ROCKIES, LLC	12352 - BOBCAT OF THE ROCKIES, LLC			91.35	809,590.04
07/25/2024	APPKT03747	156199	BRANDON DOSS	18921 - BRANDON DOSS			527.76	809,062.28
07/25/2024	APPKT03747	156200	BRANDON GALLEGOS	16184 - BRANDON GALLEGOS			289.00	808,773.28
07/25/2024	APPKT03747	156201	CENTER FOR RESTORATIVE PROGRAM	15788 - CENTER FOR RESTORATIVE PROGR...			44,211.90	764,561.38
07/25/2024	APPKT03747	156202	CENTURYLINK	12295 - CENTURYLINK			235.49	764,325.89
07/25/2024	APPKT03747	156203	CHRISTIAN BATZER	17540 - CHRISTIAN BATZER			289.00	764,036.89
07/25/2024	APPKT03747	156204	CITY OF ALAMOSA	17486 - CITY OF ALAMOSA			143.06	763,893.83
07/25/2024	APPKT03747	156205	CORPORATE BILLING LLC	12887 - CORPORATE BILLING LLC			375.94	763,517.89
07/25/2024	APPKT03747	156206	DOUBLE S STONE & SUPPLY	18767 - DOUBLE S STONE & SUPPLY			92.00	763,425.89
07/25/2024	APPKT03747	156207	DUMB FRIENDS LEAGUE	17821 - DUMB FRIENDS LEAGUE			2,778.00	760,647.89
07/25/2024	APPKT03747	156208	ERNEST E. MONDRAGON	16392 - ERNEST E. MONDRAGON			1,635.00	759,012.89
07/25/2024	APPKT03747	156209	EXTREME GRAPHICS INC.	15336 - EXTREME GRAPHICS INC.			746.82	758,266.07
07/25/2024	APPKT03747	156210	FEDEX	10519 - FEDEX			555.45	757,710.62
07/25/2024	APPKT03747	156211	GALLS, LLC	18522 - GALLS, LLC			877.08	756,833.54
07/25/2024	APPKT03747	156212	GARCIA AUTO SALES	17795 - GARCIA AUTO SALES			25.00	756,808.54
07/25/2024	APPKT03747	156213	GARRISON FENCE	10517 - GARRISON FENCE			13.26	756,795.28
07/25/2024	APPKT03747	156214	HD SUPPLY FORMERLY HOME DEPOT PRO	18879 - HD SUPPLY FORMERLY HOME DEP...			164.14	756,631.14
07/25/2024	APPKT03747	156215	HD SUPPLY, INC.	15340 - HD SUPPLY, INC.			84.95	756,546.19
07/25/2024	APPKT03747	156216	HERITAGE LINKS	17378 - HERITAGE LINKS			129,450.32	627,095.87
07/25/2024	APPKT03747	156217	HUSMANN PLUMBING INC.	10645 - HUSMANN PLUMBING INC.			227.49	626,868.38

**Detail Report**

**Date Range: 07/01/2024 - 07/31/2024**

Account		Name	Beginning Balance	Total Activity	Total Debits	Total Credits	Ending Balance	
<a href="#">99-1-00-71111</a>		POOLED CASH - Continued	203,200.68	1,831,401.93	4,435,542.45	2,604,140.52	2,034,602.61	
Post Date	Packet Number	Source Transaction	Description	Vendor	Project Account	Debits	Credits	Running Balance
07/25/2024	APPKT03747	156218	J&J RENTAL CENTERS LLC-ALAMOSA	11460 - J&J RENTAL CENTERS LLC-ALAMOSA			464.26	626,404.12
07/25/2024	APPKT03747	156219	JAMES C. NOLAN	11069 - JAMES C. NOLAN			421.64	625,982.48
07/25/2024	APPKT03747	156220	KIMBALL MIDWEST	12711 - KIMBALL MIDWEST			269.77	625,712.71
07/25/2024	APPKT03747	156221	L L JOHNSON DISTRIBUTORS	11984 - L L JOHNSON DISTRIBUTORS			354.90	625,357.81
07/25/2024	APPKT03747	156222	LAWSON PRODUCTS	16295 - LAWSON PRODUCTS			66.32	625,291.49
07/25/2024	APPKT03747	156223	LUTHERAN HOSPITAL OF THE SAN LUIS VALL...	16132 - LUTHERAN HOSPITAL OF THE SAN ...			230.00	625,061.49
07/25/2024	APPKT03747	156224	MANUEL VIGIL	18666 - MANUEL VIGIL			500.00	624,561.49
07/25/2024	APPKT03747	156225	MARIA KRAMER	18340 - MARIA KRAMER			505.44	624,056.05
07/25/2024	APPKT03747	156226	MC CANDLESS INTERNATIONAL	15442 - MC CANDLESS INTERNATIONAL			204.55	623,851.50
07/25/2024	APPKT03747	156227	MID AMERICAN BOOKS	18450 - MID AMERICAN BOOKS			906.15	622,945.35
07/25/2024	APPKT03747	156228	MOTOR PARTS CO, INC	12712 - MOTOR PARTS CO, INC			1,546.17	621,399.18
07/25/2024	APPKT03747	156230	NORTH RIVER GREENHOUSE	90621 - NORTH RIVER GREENHOUSE			911.64	620,487.54
07/25/2024	APPKT03747	156231	O & V PRINTING INC.	10081 - O & V PRINTING INC.			1,309.18	619,178.36
07/25/2024	APPKT03747	156232	ODP BUSINESS SOLUTIONS LLC	18349 - ODP BUSINESS SOLUTIONS LLC			190.05	618,988.31
07/25/2024	APPKT03747	156233	PEOPLE CARE HEALTH SERVICES	18923 - PEOPLE CARE HEALTH SERVICES			315.00	618,673.31
07/25/2024	APPKT03747	156234	PLASTIC FULFILLMENT INC.	18919 - PLASTIC FULFILLMENT INC.			658.00	618,015.31
07/25/2024	APPKT03747	156235	POMP'S TIRE SERVICE, INC.	18888 - POMP'S TIRE SERVICE, INC.			580.42	617,434.89
07/25/2024	APPKT03747	156236	POOLE CHEMICAL COMPANY INC	11647 - POOLE CHEMICAL COMPANY INC			2,000.00	615,434.89
07/25/2024	APPKT03747	156237	PUSH PEDAL PULL	12902 - PUSH PEDAL PULL			33,509.98	581,924.91
07/25/2024	APPKT03747	156238	REYNOLDS ENGINEERING CO., INC	10220 - REYNOLDS ENGINEERING CO., INC			1,500.00	580,424.91
07/25/2024	APPKT03747	156239	ROBINS CONSTRUCTION	17599 - ROBINS CONSTRUCTION			1,160.00	579,264.91
07/25/2024	APPKT03747	156240	ROCKY MOUNTAIN MEMORABILIA	15263 - ROCKY MOUNTAIN MEMORABILIA			65.75	579,199.16
07/25/2024	APPKT03747	156241	SAND DUNES RECREATION, LLC	18922 - SAND DUNES RECREATION, LLC			1,500.00	577,699.16
07/25/2024	APPKT03747	156242	SCHRADER'S GLASS SHOP	15902 - SCHRADER'S GLASS SHOP			370.00	577,329.16
07/25/2024	APPKT03747	156243	SHERWIN WILLIAMS	15363 - SHERWIN WILLIAMS			274.79	577,054.37
07/25/2024	APPKT03747	156244	SHORT ELLIOTT HENDRICKSON, INC	18008 - SHORT ELLIOTT HENDRICKSON, INC			13,380.45	563,673.92
07/25/2024	APPKT03747	156245	STEFFENS QUALITY PLUMBING & HEATING I...	15227 - STEFFENS QUALITY PLUMBING & H...			145.00	563,528.92
07/25/2024	APPKT03747	156246	THE PROACTIVE SPORTS GROUP	17745 - THE PROACTIVE SPORTS GROUP			164.00	563,364.92
07/25/2024	APPKT03747	156247	THOMAS EVANCICH III	16083 - THOMAS EVANCICH III			400.00	562,964.92
07/25/2024	APPKT03747	156248	TOWN & COUNTRY CAR & TRUCK CENTER IN...	15266 - TOWN & COUNTRY CAR & TRUCK C...			353.35	562,611.57
07/25/2024	APPKT03747	156249	TRANSUNION RISK AND ALTERNATIVE	16840 - TRANSUNION RISK AND ALTERNATI...			175.00	562,436.57
07/25/2024	APPKT03747	156250	U.S. KIDSGOLF	17949 - U.S. KIDSGOLF			219.16	562,217.41
07/25/2024	APPKT03747	156251	U.S. TRACTOR INC.	11554 - U.S. TRACTOR INC.			107.87	562,109.54
07/25/2024	APPKT03747	156252	WALL, SMITH & BATEMAN	10119 - WALL, SMITH & BATEMAN			59,000.00	503,109.54
07/25/2024	APPKT03747	156253	WORKWELL PREVENTION & CARE INC.	18293 - WORKWELL PREVENTION & CARE I...			165.00	502,944.54
07/25/2024	APPKT03747	4214	AIRGAS USA, LLC	15230 - AIRGAS USA, LLC			153.27	502,791.27
07/25/2024	APPKT03747	4215	AXON ENTERPRISES, INC,	16770 - AXON ENTERPRISES, INC,			1,999.00	500,792.27
07/25/2024	APPKT03747	4216	FASTENAL COMPANY	15494 - FASTENAL COMPANY			298.84	500,493.43
07/25/2024	APPKT03747	4217	GOBINS	12635 - GOBINS			985.66	499,507.77
07/25/2024	APPKT03747	4218	HAYNIES, INC.	10056 - HAYNIES, INC.			832.78	498,674.99
07/25/2024	APPKT03747	4219	INGRAM LIBRARY SERVICE	15125 - INGRAM LIBRARY SERVICE			883.84	497,791.15
07/25/2024	APPKT03747	4220	TAYLORMADE GOLF COMPANY INC.	17630 - TAYLORMADE GOLF COMPANY INC.			530.12	497,261.03

**Detail Report**

**Date Range: 07/01/2024 - 07/31/2024**

Account		Name	Beginning Balance	Total Activity	Total Debits	Total Credits	Ending Balance	
<a href="#">99-1-00-71111</a>		POOLED CASH - Continued	203,200.68	1,831,401.93	4,435,542.45	2,604,140.52	2,034,602.61	
Post Date	Packet Number	Source Transaction	Description	Vendor	Project Account	Debits	Credits	Running Balance
07/25/2024	APPKT03747	4221	VALLEY LOCK & SECURITY INC.	10109 - VALLEY LOCK & SECURITY INC.			1,289.16	495,971.87
07/25/2024	APPKT03747	4222	WEISS CLEANERS	15270 - WEISS CLEANERS			650.00	495,321.87
07/25/2024	APPKT03747	4223	WORLD FUEL SERVICES, INC	16397 - WORLD FUEL SERVICES, INC			938.69	494,383.18
07/25/2024	APPKT03748	156179	CONTINENTAL AMERICAN INSURANCE	12383 - CONTINENTAL AMERICAN INSURA...			542.59	493,840.59
07/25/2024	APPKT03748	156180	FAMILY SUPPORT REGISTRY	15515 - FAMILY SUPPORT REGISTRY			718.00	493,122.59
07/25/2024	APPKT03748	156181	FRATERNAL ORDER OF POLICE	15119 - FRATERNAL ORDER OF POLICE			280.00	492,842.59
07/25/2024	APPKT03748	156182	KANSAS CITY LIFE INSURANCE COMPANY	12312 - KANSAS CITY LIFE INSURANCE COM...			6.88	492,835.71
07/25/2024	APPKT03748	156183	MUTUAL OF OMAHA	18479 - MUTUAL OF OMAHA			670.37	492,165.34
07/25/2024	CLPKT04411	DEP0023048	B00015787 CLPKT04411 BG:D			225.00		492,390.34
07/25/2024	CLPKT04412	DEP0023051	B00015774 CLPKT04412 BG:D			25.00		492,415.34
07/25/2024	CLPKT04412	DEP0023051	B00015789 CLPKT04412 BG:D			16.37		492,431.71
07/25/2024	CLPKT04412	DEP0023051	B00015772 CLPKT04412 BG:Online Payments			4,069.56		496,501.27
07/25/2024	CLPKT04412	DEP0023051	B00015773 CLPKT04412 BG:D			307.18		496,808.45
07/25/2024	CLPKT04412	DEP0023051	B00015788 CLPKT04412 BG:D			3,952.08		500,760.53
07/25/2024	CLPKT04412	DEP0023051	B00015773 CLPKT04412 BG:D			25,506.77		526,267.30
07/25/2024	CLPKT04412	DEP0023051	B00015775 CLPKT04412 BG:D			157.50		526,424.80
07/25/2024	CLPKT04412	DEP0023051	B00015776 CLPKT04412 BG:D			34.00		526,458.80
07/25/2024	CLPKT04412	DEP0023051	B00015778 CLPKT04412 BG:D			38,665.95		565,124.75
07/25/2024	CLPKT04412	DEP0023051	B00015777 CLPKT04412 BG:D			65.00		565,189.75
07/25/2024	CLPKT04412	DEP0023051	B00015786 CLPKT04412 BG:D			8,754.66		573,944.41
07/25/2024	CLPKT04412	DEP0023051	B00015779 CLPKT04412 BG:D			309.00		574,253.41
07/25/2024	CLPKT04412	DEP0023051	B00015791 CLPKT04412 BG:Online Payments			163.12		574,416.53
07/25/2024	UBPKT02270	DEP0023058	Utility Reverse Payment Packet UBPKT02270				21.82	574,394.71
07/25/2024	APPKT03750	DFT0012808	PITNEY BOWES GLOBAL FINANCIAL SRVS LLC	12042 - PITNEY BOWES GLOBAL FINANCIAL ...			759.99	573,634.72
07/25/2024	APPKT03750	DFT0012812	CARD SERVICE CENTER	18697 - CARD SERVICE CENTER			479.49	573,155.23
07/25/2024	GLPKT16737	JN09758	CC DEPOSIT			2,146.52		575,301.75
07/26/2024	APPKT03750	DFT0012798	XCEL ENERGY	15115 - XCEL ENERGY			235.86	575,065.89
07/26/2024	GLPKT16737	JN09759	CC DEPOSIT			117.42		575,183.31
07/26/2024	CLPKT04451	DEP0023200	B00015921 CLPKT04451 BG:EF			5.01		575,188.32
07/27/2024	GLPKT16737	JN09760	CC DEPOSIT			264.71		575,453.03
07/28/2024	GLPKT16737	JN09761	CC DEPOSIT			69.01		575,522.04
07/29/2024	CLPKT04413	DEP0023055	B00015799 CLPKT04413 BG:EF			3.21		575,525.25
07/29/2024	CLPKT04414	DEP0023061	B00015806 CLPKT04414 BG:EF			3,554.86		579,080.11
07/29/2024	CLPKT04415	DEP0023062	B00015793 CLPKT04415 BG:Online Payments			80.00		579,160.11
07/29/2024	CLPKT04415	DEP0023063	B00015801 CLPKT04415 BG:D			720.00		579,880.11
07/29/2024	CLPKT04416	DEP0023067	B00015792 CLPKT04416 BG:Online Payments			3,230.03		583,110.14
07/29/2024	CLPKT04416	DEP0023067	B00015803 CLPKT04416 BG:D			384,709.39		967,819.53
07/29/2024	CLPKT04416	DEP0023067	B00015811 CLPKT04416 BG:D			70.00		967,889.53
07/29/2024	CLPKT04416	DEP0023067	B00015802 CLPKT04416 BG:D			1,167.25		969,056.78
07/29/2024	CLPKT04416	DEP0023067	B00015795 CLPKT04416 BG:Online Payments			7,842.32		976,899.10
07/29/2024	CLPKT04416	DEP0023067	B00015808 CLPKT04416 BG:D			50.00		976,949.10
07/29/2024	CLPKT04416	DEP0023067	B00015796 CLPKT04416 BG:Online Payments			3,227.20		980,176.30

**Detail Report**

**Date Range: 07/01/2024 - 07/31/2024**

Account		Name	Beginning Balance	Total Activity	Total Debits	Total Credits	Ending Balance	
<a href="#">99-1-00-71111</a>		POOLED CASH - Continued	203,200.68	1,831,401.93	4,435,542.45	2,604,140.52	2,034,602.61	
Post Date	Packet Number	Source Transaction	Description	Vendor	Project Account	Debits	Credits	Running Balance
07/29/2024	CLPKT04416	DEP0023067	B00015800 CLPKT04416 BG:D			3,297.72		983,474.02
07/29/2024	CLPKT04416	DEP0023067	B00015797 CLPKT04416 BG:D			42,337.12		1,025,811.14
07/29/2024	CLPKT04416	DEP0023067	B00015794 CLPKT04416 BG:Online Payments			1,362.62		1,027,173.76
07/29/2024	CLPKT04416	DEP0023067	B00015805 CLPKT04416 BG:D			44,251.40		1,071,425.16
07/29/2024	CLPKT04416	DEP0023067	B00015804 CLPKT04416 BG:D			136,630.52		1,208,055.68
07/29/2024	CLPKT04416	DEP0023067	B00015797 CLPKT04416 BG:D			661.04		1,208,716.72
07/29/2024	CLPKT04416	DEP0023067	B00015809 CLPKT04416 BG:D			707.00		1,209,423.72
07/29/2024	CLPKT04416	DEP0023067	B00015810 CLPKT04416 BG:D			10.00		1,209,433.72
07/29/2024	CLPKT04416	DEP0023067	B00015807 CLPKT04416 BG:D			602.00		1,210,035.72
07/29/2024	CLPKT04416	DEP0023067	B00015812 CLPKT04416 BG:Online Payments			66.29		1,210,102.01
07/29/2024	CLPKT04416	DEP0023067	B00015798 CLPKT04416 BG:D			27.44		1,210,129.45
07/29/2024	GLPKT16737	JN09762	CC DEPOSIT			1,522.51		1,211,651.96
07/29/2024	APPKT03752	DFT0012825	XCEL ENERGY	15115 - XCEL ENERGY			456.45	1,211,195.51
07/29/2024	APPKT03752	DFT0012826	XCEL ENERGY	15115 - XCEL ENERGY			87.91	1,211,107.60
07/29/2024	APPKT03752	DFT0012827	XCEL ENERGY	15115 - XCEL ENERGY			79.79	1,211,027.81
07/29/2024	APPKT03752	DFT0012828	XCEL ENERGY	15115 - XCEL ENERGY			77.36	1,210,950.45
07/30/2024	CLPKT04417	DEP0023070	B00015817 CLPKT04417 BG:EF			25,471.13		1,236,421.58
07/30/2024	CLPKT04418	DEP0023073	B00015818 CLPKT04418 BG:EF			28.99		1,236,450.57
07/30/2024	CLPKT04419	DEP0023074	B00015824 CLPKT04419 BG:D			105.00		1,236,555.57
07/30/2024	CLPKT04419	DEP0023075	B00015819 CLPKT04419 BG:Online Payments			275.00		1,236,830.57
07/30/2024	CLPKT04420	DEP0023078	B00015816 CLPKT04420 BG:D			135.45		1,236,966.02
07/30/2024	CLPKT04420	DEP0023078	B00015821 CLPKT04420 BG:D			25,153.61		1,262,119.63
07/30/2024	CLPKT04420	DEP0023078	B00015814 CLPKT04420 BG:D			17,868.18		1,279,987.81
07/30/2024	CLPKT04420	DEP0023078	B00015825 CLPKT04420 BG:Online Payments			133.18		1,280,120.99
07/30/2024	CLPKT04420	DEP0023078	B00015814 CLPKT04420 BG:D			1,105.67		1,281,226.66
07/30/2024	CLPKT04420	DEP0023078	B00015813 CLPKT04420 BG:Online Payments			3,273.18		1,284,499.84
07/30/2024	CLPKT04420	DEP0023078	B00015822 CLPKT04420 BG:D			7.74		1,284,507.58
07/30/2024	CLPKT04420	DEP0023078	B00015823 CLPKT04420 BG:D			316.75		1,284,824.33
07/30/2024	CLPKT04420	DEP0023078	B00015815 CLPKT04420 BG:D			124.50		1,284,948.83
07/30/2024	GLPKT16737	JN09763	CC DEPOSIT			556.95		1,285,505.78
07/30/2024	CLPKT04430	DEP0023136	B00015861 CLPKT04430 BG:EF			7,312.74		1,292,818.52
07/31/2024	APPKT03736	DFT0012699	COLONIAL LIFE & ACCIDENT INS	10032 - COLONIAL LIFE & ACCIDENT INS			20.98	1,292,797.54
07/31/2024	APPKT03736	DFT0012700	AFLAC	15438 - AFLAC			259.29	1,292,538.25
07/31/2024	APPKT03736	DFT0012701	AFLAC	15438 - AFLAC			535.81	1,292,002.44
07/31/2024	APPKT03746	DFT0012765	COLONIAL LIFE & ACCIDENT INS	10032 - COLONIAL LIFE & ACCIDENT INS			20.98	1,291,981.46
07/31/2024	APPKT03746	DFT0012766	AFLAC	15438 - AFLAC			259.29	1,291,722.17
07/31/2024	APPKT03746	DFT0012767	AFLAC	15438 - AFLAC			535.81	1,291,186.36
07/31/2024	CLPKT04421	DEP0023079	B00015832 CLPKT04421 BG:D			470.00		1,291,656.36
07/31/2024	CLPKT04421	DEP0023080	B00015826 CLPKT04421 BG:Online Payments			300.00		1,291,956.36
07/31/2024	CLPKT04422	DEP0023083	B00015827 CLPKT04422 BG:Online Payments			8,976.23		1,300,932.59
07/31/2024	CLPKT04422	DEP0023083	B00015831 CLPKT04422 BG:D			51.50		1,300,984.09
07/31/2024	CLPKT04422	DEP0023083	B00015833 CLPKT04422 BG:D			934.54		1,301,918.63

Detail Report

Date Range: 07/01/2024 - 07/31/2024

Account	Name	Beginning Balance	Total Activity	Total Debits	Total Credits	Ending Balance				
<a href="#">99-1-00-71111</a>	POOLED CASH - Continued	203,200.68	1,831,401.93	4,435,542.45	2,604,140.52	2,034,602.61				
Post Date	Packet Number	Source Transaction	Description	Vendor	Project Account	Debits	Credits	Running Balance		
07/31/2024	CLPKT04422	DEP0023083	B00015834 CLPKT04422 BG:Online Payments			70.99		1,301,989.62		
07/31/2024	CLPKT04422	DEP0023083	B00015828 CLPKT04422 BG:D			49,348.48		1,351,338.10		
07/31/2024	CLPKT04422	DEP0023083	B00015828 CLPKT04422 BG:D			1,612.11		1,352,950.21		
07/31/2024	CLPKT04422	DEP0023083	B00015835 CLPKT04422 BG:D			0.80		1,352,951.01		
07/31/2024	CLPKT04422	DEP0023083	B00015829 CLPKT04422 BG:D			231.75		1,353,182.76		
07/31/2024	CLPKT04422	DEP0023083	B00015830 CLPKT04422 BG:D			344.00		1,353,526.76		
07/31/2024	CLPKT04423	DEP0023086	B00015839 CLPKT04423 BG:EF			74.83		1,353,601.59		
07/31/2024	CLPKT04427	DEP0023098	B00015849 CLPKT04427 BG:D			7,898.68		1,361,500.27		
07/31/2024	GLPKT16737	JN09764	CC DEPOSIT			400.15		1,361,900.42		
07/31/2024	APPKT03752	DFT0012842	XCEL ENERGY	15115 - XCEL ENERGY			13.04	1,361,887.38		
07/31/2024	APPKT03752	DFT0012843	XCEL ENERGY	15115 - XCEL ENERGY			13.35	1,361,874.03		
07/31/2024	APPKT03752	DFT0012844	XCEL ENERGY	15115 - XCEL ENERGY			13.80	1,361,860.23		
07/31/2024	APPKT03752	DFT0012845	XCEL ENERGY	15115 - XCEL ENERGY			14.80	1,361,845.43		
07/31/2024	APPKT03752	DFT0012846	XCEL ENERGY	15115 - XCEL ENERGY			14.93	1,361,830.50		
07/31/2024	APPKT03752	DFT0012847	XCEL ENERGY	15115 - XCEL ENERGY			16.42	1,361,814.08		
07/31/2024	APPKT03752	DFT0012848	XCEL ENERGY	15115 - XCEL ENERGY			16.72	1,361,797.36		
07/31/2024	APPKT03752	DFT0012849	XCEL ENERGY	15115 - XCEL ENERGY			27.57	1,361,769.79		
07/31/2024	APPKT03752	DFT0012850	XCEL ENERGY	15115 - XCEL ENERGY			31.89	1,361,737.90		
07/31/2024	APPKT03752	DFT0012851	XCEL ENERGY	15115 - XCEL ENERGY			33.26	1,361,704.64		
07/31/2024	APPKT03752	DFT0012852	CARD SERVICE CENTER	18697 - CARD SERVICE CENTER			1,032.32	1,360,672.32		
07/31/2024	APPKT03752	DFT0012853	CARD SERVICE CENTER	18697 - CARD SERVICE CENTER			957.91	1,359,714.41		
07/31/2024	APPKT03752	DFT0012854	CARD SERVICE CENTER	18697 - CARD SERVICE CENTER			68.95	1,359,645.46		
07/31/2024	APPKT03752	DFT0012855	CARD SERVICE CENTER	18697 - CARD SERVICE CENTER			116.56	1,359,528.90		
07/31/2024	GLPKT16780	JN09766	2Q 2024 state unemployment				4,605.08	1,354,923.82		
07/31/2024	GLPKT16780	JN09766	Annual PCORI Fee - form 720				684.00	1,354,239.82		
07/31/2024	GLPKT16780	JN09766	June Sales Tax				3,236.19	1,351,003.63		
07/31/2024	GLPKT16780	JN09766	transfer from colostrust to checking			700,000.00		2,051,003.63		
07/31/2024	GLPKT16854	JN09781	JULY RECONCILING ITEMS				7,024.29	2,043,979.34		
07/31/2024	GLPKT16854	JN09781	JULY RECONCILING ITEMS				2,196.46	2,041,782.88		
07/31/2024	GLPKT16854	JN09781	JULY RECONCILING ITEMS				65.00	2,041,717.88		
07/31/2024	GLPKT16854	JN09781	JULY RECONCILING ITEMS				5,927.12	2,035,790.76		
07/31/2024	GLPKT16854	JN09781	JULY RECONCILING ITEMS				4.00	2,035,786.76		
07/31/2024	GLPKT16854	JN09781	JULY RECONCILING ITEMS				2,486.99	2,033,299.77		
07/31/2024	GLPKT16854	JN09781	JULY RECONCILING ITEMS			1,599.49		2,034,899.26		
07/31/2024	GLPKT16854	JN09781	JULY RECONCILING ITEMS				450.00	2,034,449.26		
07/31/2024	GLPKT16854	JN09781	JULY RECONCILING ITEMS				227.23	2,034,222.03		
07/31/2024	GLPKT16854	JN09781	JULY RECONCILING ITEMS			380.50		2,034,602.53		
07/31/2024	GLPKT16854	JN09781	JULY RECONCILING ITEMS			0.08		2,034,602.61		
		<b>Total Fund: 99 - POOLED CASH:</b>				<b>203,200.68</b>	<b>1,831,401.93</b>	<b>4,435,542.45</b>	<b>2,604,140.52</b>	<b>2,034,602.61</b>
		<b>Grand Totals:</b>				<b>203,200.68</b>	<b>1,831,401.93</b>	<b>4,435,542.45</b>	<b>2,604,140.52</b>	<b>2,034,602.61</b>

### Fund Summary

Fund	Beginning Balance	Total Activity	Total Debits	Total Credits	Ending Balance
99 - POOLED CASH	203,200.68	1,831,401.93	4,435,542.45	2,604,140.52	2,034,602.61
<b>Grand Total:</b>	<b>203,200.68</b>	<b>1,831,401.93</b>	<b>4,435,542.45</b>	<b>2,604,140.52</b>	<b>2,034,602.61</b>



300 Hunt Avenue PO Box 419 Alamosa, Colorado 81101  
**Finance Department**

October 8, 2024

TO: City Manager

SUBJ: Monthly Expenditure Report

For your review, attached you will find the Expense Approval Report and the Payroll Report for the month of July 2024.

A/P History Check Report Total Disbursement	\$	2,055,615.45
Payroll	\$	733,289.18
Total	\$	<u>2,788,904.63</u>

**Significant Items Included in Disbursements:**

\$ 108,937	Airport Rd Housing Project	General Fund
\$ 129,450	Golf Course Irrigation Project	Enterprise Fund
\$ 387,103	WWTP Debt Service Pmt	Enterprise Debt Service Fund
\$ 332,968	Washington Avenue	Street Trust & Enterprise Fund
\$ 59,000	Annual Financial Statement Audit	General Fund
\$ 37,500	Fire Hydrant Installation	Enterprise Fund
\$ 33,510	Weight Lifting Equipment	Conservation Trust Fund

*Leanne Lounsbury, CPA*  
 Finance Director



Payroll Set: 01-City of Alamosa

Pay Code	Description	# of Payments	Units	Pay Amount
00 - SALARY	SALARY	75	4,471.00	208,535.31
01E - PARKS & REC PAY	PARKS & REC PAY	61	80.00	14,967.63
1 - REGULAR HOURLY PAY	REGULAR HOURLY PAY	267	14,565.72	356,318.82
10 - PAGER TIME	PAGER TIME	6	32.50	778.66
11 - OVERTIME PAY	OVERTIME PAY	99	293.51	10,948.97
13 - PHONE ALLOWANCE	PHONE ALLOWANCE	4	0.00	300.00
14 - VEHICLE ALLOWANCE	VEHICLE ALLOWANCE	3	0.00	1,100.00
15 - SHIFT DIFFERENTIAL	SHIFT DIFFERENTIAL	50	1,602.65	51,088.16
17 - COURT	COURT	7	19.28	936.29
19 - FULL OVERTIME	FULL OVERTIME	11	59.03	2,513.87
21 - VACATION PAY	VACATION PAY	63	827.80	23,476.03
22 - SICK PAY	SICK PAY	48	438.81	10,573.26
23 - COMP USED	COMP USED	27	148.18	3,789.87
24 - HOLIDAY	HOLIDAY	103	788.00	20,666.20
25 - ADMINISTRATIVE LEA	ADMINISTRATIVE LEAVE - S	15	247.00	0.00
26 - PERSONAL DAYS	PERSONAL DAYS	19	112.12	3,119.14
29 - JURY	JURY	2	3.08	66.06
30 - FIRE PER CALL PAY	FIRE PER CALL PAY	30	20.00	11,620.00
33 - HVE OT	HVE OT	2	8.00	400.00
34 - INVESTIGATIONS CALI	INVESTIGATIONS CALL-OUT	3	14.11	749.52
37 - INVESTIGATIONS OT	INVESTIGATIONS OT	2	7.24	323.71
38 - IN-KIND OT	IN-KIND OT	1	4.15	143.86
39 - FMLA LEAVE - SICK EX	FMLA LEAVE - SICK EXEMPT	1	3.08	145.31
41 - FMLA LEAVE - VACATI	FMLA LEAVE - VACATION EXEMPT	1	3.08	145.31
43 - COMP EARNED	COMP EARNED	17	86.91	0.00
48 - FMLA - SICK LEAVE	FMLA - SICK LEAVE	4	155.77	3,411.83
49 - FMLA - VACATION LEA	FMLA - VACATION LEAVE	2	26.90	638.90
50 - WELLNESS DAY	WELLNESS DAY	1	7.97	204.86
52 - PAGER TIME EARNED	PAGER TIME EARNED	1	10.50	0.00
53 - PAGER TIME USED	PAGER TIME USED	4	52.00	1,332.66
54 - GOLF LESSONS	GOLF LESSONS	3	0.00	800.00
57 - HOLIDAY BANK	HOLIDAY BANK	11	20.67	575.05
58 - HOLIDAY BANK (EXEM	HOLIDAY BANK (EXEMPT)	7	19.00	0.00
63 - UNIFORM ALLOWANC	UNIFORM ALLOWANCE	2	0.00	130.00
70 - SICK (EXEMPT)	SICK (EXEMPT)	6	55.50	0.00
71 - VACATION (EXEMPT)	VACATION (EXEMPT)	15	294.00	0.00
72 - PERSONAL (EXEMPT)	PERSONAL (EXEMPT)	3	18.00	0.00
74 - CM INSURANCE STIPE	CM INSURANCE STIPEND	2	0.00	489.90



<b>Pay Code</b>	<b>Description</b>	<b># of Payments</b>	<b>Units</b>	<b>Pay Amount</b>
90 - THIRD PARTY SICK PA	THIRD PARTY SICK PAY	1	0.00	3,000.00
		<b>Report Total:</b>	<b>24,495.56</b>	<b>733,289.18</b>



# Expense Approval Report By Fund

Post Dates 7/1/2024 - 7/31/2024  
Payment Dates 7/1/2024 - 7/31/2024

Vendor Name	Payable Number	Post Date	Description (Item)	Account Number	Amount
<b>Fund: 02 - GENERAL FUND</b>					
<b>Department: 00 - UNDESIGNATED</b>					
VICTIMS ASSISTANCE	INV0018565	07/03/2024	VICTIM'S ASSISTANCE - MAY 2...	02-4-00-66113	132.00
DANIEL MEDINA	INV0018573	07/11/2024	BOND REFUND - DEFENDANT:...	02-4-00-66111	500.00
FIRE & POLICE PENSION ASSOC	INV0018578	07/11/2024	FPPA DD	02-2-00-82514	2,785.31
COLONIAL LIFE & ACCIDENT I...	INV0018580	07/11/2024	COLONIAL LIFE & ACCIDENT I...	02-2-00-82513	20.98
AFLAC	INV0018581	07/11/2024	AFLAC	02-2-00-82520	250.47
CONTINENTAL AMERICAN INS...	INV0018582	07/11/2024	CONTINENTAL AMERICAN INS...	02-2-00-82521	88.61
AFLAC	INV0018583	07/11/2024	AFLAC PT	02-2-00-82520	518.41
CONTINENTAL AMERICAN INS...	INV0018584	07/11/2024	CONTINENTAL AMERICAN INS...	02-2-00-82521	380.63
MUTUAL OF OMAHA	INV0018585	07/11/2024	VOLUNTARY LIFE	02-2-00-82513	564.59
PERA	INV0018586	07/11/2024	PERA INSURANCE PAYABLE	02-2-00-82517	14.31
PERA	INV0018587	07/11/2024	PERA PAYABLE	02-2-00-82311	17,383.59
PERA	INV0018588	07/11/2024	PERA PAYABLE	02-2-00-82311	14,616.49
PERA	INV0018590	07/11/2024	PERA AED/SAED PAYABLE	02-2-00-82311	223.53
PERA	INV0018591	07/11/2024	PERA AED/SAED PAYABLE	02-2-00-82311	157.77
VOLUNTARY INVESTMENT PR...	INV0018593	07/11/2024	401K PAYABLE	02-2-00-82414	1,105.00
ICMA RETIREMENT TRUST-457	INV0018595	07/11/2024	ICMA PAYABLE	02-2-00-82317	1,115.74
ICMA RETIREMENT TRUST-457	INV0018596	07/11/2024	ICMA PAYABLE	02-2-00-82317	1,007.39
EMPOWER	INV0018597	07/11/2024	EMPOWER LOAN	02-2-00-82319	992.50
EMPOWER	INV0018598	07/11/2024	EMPOWER LOAN	02-2-00-82319	297.04
EMPOWER	INV0018599	07/11/2024	EMPOWER LOAN	02-2-00-82319	580.65
EMPOWER	INV0018600	07/11/2024	EMPOWER LOAN	02-2-00-82319	482.08
EMPOWER	INV0018601	07/11/2024	EMPOWER LOAN	02-2-00-82319	219.11
EMPOWER	INV0018602	07/11/2024	EMPOWER ROTH PAYABLE	02-2-00-82319	1,073.28
EMPOWER	INV0018603	07/11/2024	EMPOWER ROTH PAYABLE	02-2-00-82319	110.00
ICMA RETIREMENT TRUST-457	INV0018604	07/11/2024	ICMA LOAN	02-2-00-82317	467.00
EMPOWER	INV0018605	07/11/2024	EMPOWER	02-2-00-82319	19,220.90
SLV SPORTS & WELLNESS	INV0018606	07/11/2024	SLV SPORTS & WELLNESS	02-2-00-82419	34.00
FRATERNAL ORDER OF POLICE	INV0018607	07/11/2024	POLICE UNION DUES	02-2-00-82321	262.50
TASC	INV0018608	07/11/2024	TASC PAYABLE	02-2-00-82516	50.00
TASC	INV0018609	07/11/2024	TASC PAYABLE	02-2-00-82516	1,807.96
VOLUNTARY INVESTMENT PR...	INV0018610	07/11/2024	457 DC PAYABLE	02-2-00-82414	600.00
VOLUNTARY INVESTMENT PR...	INV0018611	07/11/2024	457 DC PAYABLE	02-2-00-82414	1,000.00
VOLUNTARY INVESTMENT PR...	INV0018612	07/11/2024	457 DC PAYABLE	02-2-00-82414	149.24
FAMILY SUPPORT REGISTRY	INV0018613	07/11/2024	#13295514 MAESTAS, SAMUEL	02-2-00-82418	318.00
FAMILY SUPPORT REGISTRY	INV0018614	07/11/2024	MARTINEZ, ADAM - ID# 1457...	02-2-00-82418	400.00
COLORADO DEPARTMENT OF ...	INV0018615	07/11/2024	STATE WITHHOLDINGS	02-2-00-82211	8,741.01
UNITED STATES TREASURY	INV0018616	07/11/2024	FEDERAL WITHHOLDINGS	02-2-00-82111	19,798.28
UNITED STATES TREASURY	INV0018617	07/11/2024	MEDICARE TAXES	02-2-00-82111	7,168.00
CONNIE BRYDGES	INV0018624	07/18/2024	GROCERIES FOR DONNIE TUR...	02-2-00-82540	67.18
ECLIPSE PROPERTY MANAGE...	INV0018625	07/18/2024	RESTITUTION - JOHN PITARRS...	02-4-00-66112	1,983.74
VICTIMS ASSISTANCE	INV0018626	07/18/2024	VICTIM'S ASSISTANCE - JUNE ...	02-4-00-66113	52.00
PETTY CASH	JULY CASH	07/18/2024	CASH FOR DONNIE TURNER - ...	02-2-00-82540	450.00
UNITED STATES TREASURY	INV0018635	07/23/2024	SS WITHHOLDINGS	02-2-00-82111	186.00
UNITED STATES TREASURY	INV0018636	07/23/2024	MEDICARE TAXES	02-2-00-82111	43.50
CITY OF ALAMOSA	INV0018629	07/25/2024	UTILITY ACCOUNT - 01-01580-...	02-2-00-82540	143.06
FIRE & POLICE PENSION ASSOC	INV0018641	07/25/2024	FPPA DD	02-2-00-82514	2,656.91
COLONIAL LIFE & ACCIDENT I...	INV0018643	07/25/2024	COLONIAL LIFE & ACCIDENT I...	02-2-00-82513	20.98
AFLAC	INV0018644	07/25/2024	AFLAC	02-2-00-82520	250.47
CONTINENTAL AMERICAN INS...	INV0018645	07/25/2024	CONTINENTAL AMERICAN INS...	02-2-00-82521	88.61
AFLAC	INV0018646	07/25/2024	AFLAC PT	02-2-00-82520	518.41
CONTINENTAL AMERICAN INS...	INV0018647	07/25/2024	CONTINENTAL AMERICAN INS...	02-2-00-82521	380.63
MUTUAL OF OMAHA	INV0018648	07/25/2024	VOLUNTARY LIFE	02-2-00-82513	564.59

Expense Approval Report

Post Dates: 7/1/2024 - 7/31/2024 Payment Dates: 7/1/2024 - 7/31/2024

Vendor Name	Payable Number	Post Date	Description (Item)	Account Number	Amount
PERA	INV0018649	07/25/2024	PERA INSURANCE PAYABLE	02-2-00-82517	14.31
PERA	INV0018650	07/25/2024	PERA PAYABLE	02-2-00-82311	17,400.98
PERA	INV0018651	07/25/2024	PERA PAYABLE	02-2-00-82311	14,946.34
PERA	INV0018654	07/25/2024	PERA AED/SAED PAYABLE	02-2-00-82311	208.73
PERA	INV0018655	07/25/2024	PERA AED/SAED PAYABLE	02-2-00-82311	157.77
VOLUNTARY INVESTMENT PR...	INV0018657	07/25/2024	401K PAYABLE	02-2-00-82414	1,105.00
ICMA RETIREMENT TRUST-457	INV0018658	07/25/2024	ICMA PAYABLE	02-2-00-82317	1,056.62
ICMA RETIREMENT TRUST-457	INV0018659	07/25/2024	ICMA PAYABLE	02-2-00-82317	1,007.39
EMPOWER	INV0018660	07/25/2024	EMPOWER LOAN	02-2-00-82319	1,046.57
EMPOWER	INV0018661	07/25/2024	EMPOWER LOAN	02-2-00-82319	421.65
EMPOWER	INV0018662	07/25/2024	EMPOWER LOAN	02-2-00-82319	580.65
EMPOWER	INV0018663	07/25/2024	EMPOWER LOAN	02-2-00-82319	482.08
EMPOWER	INV0018664	07/25/2024	EMPOWER LOAN	02-2-00-82319	219.11
EMPOWER	INV0018665	07/25/2024	EMPOWER ROTH PAYABLE	02-2-00-82319	1,022.29
EMPOWER	INV0018666	07/25/2024	EMPOWER ROTH PAYABLE	02-2-00-82319	110.00
ICMA RETIREMENT TRUST-457	INV0018667	07/25/2024	ICMA LOAN	02-2-00-82317	467.00
EMPOWER	INV0018668	07/25/2024	EMPOWER	02-2-00-82319	18,234.88
FRATERNAL ORDER OF POLICE	INV0018669	07/25/2024	POLICE UNION DUES	02-2-00-82321	280.00
TASC	INV0018670	07/25/2024	TASC PAYABLE	02-2-00-82516	50.00
TASC	INV0018671	07/25/2024	TASC PAYABLE	02-2-00-82516	1,807.96
VOLUNTARY INVESTMENT PR...	INV0018672	07/25/2024	457 DC PAYABLE	02-2-00-82414	600.00
VOLUNTARY INVESTMENT PR...	INV0018673	07/25/2024	457 DC PAYABLE	02-2-00-82414	1,000.00
VOLUNTARY INVESTMENT PR...	INV0018674	07/25/2024	457 DC PAYABLE	02-2-00-82414	149.24
FAMILY SUPPORT REGISTRY	INV0018675	07/25/2024	#13295514 MAESTAS, SAMUEL	02-2-00-82418	318.00
FAMILY SUPPORT REGISTRY	INV0018676	07/25/2024	MARTINEZ, ADAM - ID# 1457...	02-2-00-82418	400.00
COLORADO DEPARTMENT OF ...	INV0018677	07/25/2024	STATE WITHHOLDINGS	02-2-00-82211	8,429.01
UNITED STATES TREASURY	INV0018678	07/25/2024	FEDERAL WITHHOLDINGS	02-2-00-82111	18,978.93
UNITED STATES TREASURY	INV0018679	07/25/2024	MEDICARE TAXES	02-2-00-82111	6,609.18
CARD SERVICE CENTER	1386 07/03/24	07/31/2024	CITY MARKET - D TURNER GR...	02-2-00-82540	86.40
CARD SERVICE CENTER	1386 07/03/24	07/31/2024	CITY MARKET - D TURNER GR...	02-2-00-82540	104.67
<b>Department 00 - UNDESIGNATED Total:</b>					<b>209,337.21</b>

Department: 10 - CITY COUNCIL

CARD SERVICE CENTER	1436 06/28/24	07/02/2024	CREDIT - CML CONFERENCE J...	02-5-10-32111	-600.00
KIM SMOYER	389	07/03/2024	DIRECT REPORT PLANNING & ...	02-5-10-31312	1,550.00
PENNY K. PETTY	891524	07/03/2024	APPAREL FOR CITY COUNCIL	02-5-10-22791	389.00
AT&T MOBILITY	CITY COUNCIL 06/20/24	07/03/2024	TY COLEMAN/ MICHAEL CARS...	02-5-10-33202	146.55
AT&T MOBILITY	PUB INFO/LIB 06/20/24	07/03/2024	JACKIE VIGIL	02-5-10-33202	49.03
AT&T MOBILITY	PUB INFO/LIB 06/20/24	07/03/2024	JACKIE VIGIL	02-5-10-33202	49.03
PINNACOL ASSURANCE	21728333	07/09/2024	CITY COUNCIL	02-5-10-14211	22.99
ELIZABETH THOMAS HENSLEY	INV0018568	07/11/2024	CML EXECUTIVE BOARD RETR...	02-5-10-32111	214.84
ELIZABETH THOMAS HENSLEY	INV0018568	07/11/2024	CML EXECUTIVE BOARD RETR...	02-5-10-32111	47.00
CARD SERVICE CENTER	1436 07/03/24	07/23/2024	CREDIT - CML CONFERENCE L...	02-5-10-32111	-50.64
CARD SERVICE CENTER	1436 07/03/24	07/23/2024	CREDIT - CML CONFERENCE L...	02-5-10-32111	-50.64
CARD SERVICE CENTER	1436 07/03/24	07/23/2024	CREDIT - CML CONFERENCE L...	02-5-10-32111	-50.64
CARD SERVICE CENTER	1436 07/03/24	07/23/2024	LODGING CML CONFERENCE ...	02-5-10-32111	572.64
CARD SERVICE CENTER	1436 07/03/24	07/23/2024	CREDIT - CML CONFERENCE L...	02-5-10-32111	-241.52
CARD SERVICE CENTER	1436 07/03/24	07/23/2024	LODGING CML CONFERENCE ...	02-5-10-32111	572.64
CARD SERVICE CENTER	1436 07/03/24	07/23/2024	LODGING CML CONFERENCE - ...	02-5-10-32111	348.00
CARD SERVICE CENTER	1436 07/03/24	07/23/2024	CREDIT - CML CONFERENCE L...	02-5-10-32111	-140.24
CARD SERVICE CENTER	1436 07/03/24	07/23/2024	LODGING CML CONFERENCE - ...	02-5-10-32111	572.64
<b>Department 10 - CITY COUNCIL Total:</b>					<b>3,400.68</b>

Department: 11 - LEGAL SERVICES

PINNACOL ASSURANCE	21728333	07/09/2024	LEGAL SERVICES	02-5-11-14211	18.00
CARD SERVICE CENTER	1410 07/03/24	07/16/2024	CRS 2024	02-5-11-21121	136.00
CARD SERVICE CENTER	1410 07/03/24	07/16/2024	AUG PLAN MEETING LODGING	02-5-11-32111	139.89
<b>Department 11 - LEGAL SERVICES Total:</b>					<b>293.89</b>

Department: 12 - MUNICIPAL COURT

CARD SERVICE CENTER	1394 06/28/24	07/02/2024	CAMCA MANAGEMENT TOOLS..	02-5-12-32111	52.00
CARD SERVICE CENTER	1394 06/28/24	07/02/2024	COURT LUNCH WITH JUDGE, ...	02-5-12-35501	73.95

Expense Approval Report

Post Dates: 7/1/2024 - 7/31/2024 Payment Dates: 7/1/2024 - 7/31/2024

Vendor Name	Payable Number	Post Date	Description (Item)	Account Number	Amount
CARD SERVICE CENTER	1436 06/28/24	07/02/2024	CREDIT - CAMCA S. GALLEGOS	02-5-12-32111	-52.00
FIRST RESPONSE K-9 & SECURI...102		07/03/2024	MAY 2024	02-5-12-39605	600.00
FIRST RESPONSE K-9 & SECURI...107		07/03/2024	JUNE 2024	02-5-12-39605	512.50
SAN LUIS VALLEY LANGUAGE ...	1228001-00-200	07/03/2024	INTERPRETER SERVICES - L. O...	02-5-12-39602	120.00
IIMC	30782 2024	07/03/2024	IIMC MEMBERSHIP DUES - AER..	02-5-12-32311	125.00
IIMC	47955 2024	07/03/2024	IIMC MEMBERSHIP DUES - SU...	02-5-12-32311	125.00
PENNY K. PETTY	891526	07/03/2024	APPAREL FOR MUNICIPAL CO...	02-5-12-35501	161.00
CMCA	CVI-00903	07/03/2024	2024 CMCA DUES - AERIAL	02-5-12-32311	130.00
CMCA	CVI-00991	07/03/2024	CMCA INSTITUTE 2024 - AERIAL	02-5-12-32111	750.00
CMCA	CVI-01005	07/03/2024	2024 - CMCA DUES - SUSANNA	02-5-12-32311	130.00
PINNACOL ASSURANCE	21728333	07/09/2024	MUNICIPAL COURT	02-5-12-14211	22.56
AERIAL PORTILLO - LAWSON	INV0018569	07/11/2024	CMCA MUNICIPAL CLERKS INS...	02-5-12-32111	86.00
CARD SERVICE CENTER	1394 07/03/24	07/15/2024	CML ANNUAL CONF. HOTEL - ...	02-5-12-32111	522.00
CARD SERVICE CENTER	1394 07/03/24	07/15/2024	CAMCA MGMT TOOLS HOTEL -..	02-5-12-32111	224.40
CARD SERVICE CENTER	1394 07/03/24	07/15/2024	CAMCA COURT BASICS - KENNY	02-5-12-32111	52.00
LAW OFFICES OF TRAY STEPH...	4/11/24-6/13/24	07/18/2024	COURT APPOINTED ATTORNEY..	02-5-12-39602	892.50
CARD SERVICE CENTER	1436 07/03/24	07/23/2024	LODGING CML CONFERENCE -..	02-5-12-32111	522.00

**Department 12 - MUNICIPAL COURT Total: 5,048.91**

**Department: 13 - CITY MANAGER**

AT&T MOBILITY	PUB INFO/LIB 06/20/24	07/03/2024	PUBLIC INFO OFFICER	02-5-13-33211	43.99
PINNACOL ASSURANCE	21728333	07/09/2024	CITY MANAGER	02-5-13-14211	35.57
CARD SERVICE CENTER	1329 07/03/24	07/16/2024	CREDIT APPLIED FOR DUPLICA...	02-5-13-32111	-605.55
CARD SERVICE CENTER	1329 07/03/24	07/16/2024	DUPLICATE CHARGE FOR HOT...	02-5-13-32111	605.55
CARD SERVICE CENTER	1329 07/03/24	07/16/2024	CML CONFERENCE LODGING	02-5-13-32111	605.55
CARD SERVICE CENTER	1329 07/03/24	07/16/2024	USA BEST #1 PLAQUE	02-5-13-35550	400.00
CARD SERVICE CENTER	1329 07/03/24	07/16/2024	SWAG	02-5-13-35550	1,275.27
CARD SERVICE CENTER	1329 07/03/24	07/16/2024	FACEBOOK ADVERTISING PEA...	02-5-13-35550	10.39

**Department 13 - CITY MANAGER Total: 2,370.77**

**Department: 14 - CITY CLERK**

CARD SERVICE CENTER	1436 06/28/24	07/02/2024	IIMC ANNUAL CONFERENCE - ...	02-5-14-32111	30.83
CARD SERVICE CENTER	1436 06/28/24	07/02/2024	IIMC ANNUAL CONFERENCE L...	02-5-14-32111	362.99
CARD SERVICE CENTER	1436 06/28/24	07/02/2024	CALGARY WALKING TOUR - II...	02-5-14-32111	22.66
CARD SERVICE CENTER	1436 06/28/24	07/02/2024	TIM HORTONS - IIMC CONFER...	02-5-14-32111	6.50
CARD SERVICE CENTER	1436 06/28/24	07/02/2024	IIMC ANNUAL CONFERENCE - ...	02-5-14-32111	40.00
CARD SERVICE CENTER	1436 06/28/24	07/02/2024	IIMC ANNUAL CONFERENCE P...	02-5-14-32111	48.00
CARD SERVICE CENTER	1436 06/28/24	07/02/2024	CAMCA MGMNT TOOLS	02-5-14-32111	52.00
CARD SERVICE CENTER	1436 06/28/24	07/02/2024	TRANSACTION FEES	02-5-14-32111	22.48
CARD SERVICE CENTER	1436 06/28/24	07/02/2024	IIMC ANNUAL CONFERENCE L...	02-5-14-32111	723.25
VALLEY COURIER INC.	10202-10205	07/03/2024	LEGAL ADVERTISING - #3968 ...	02-5-14-33121	31.50
VALLEY COURIER INC.	10202-10205	07/03/2024	LEGAL ADVERTISING - #3932 (...	02-5-14-33121	31.50
VALLEY COURIER INC.	10202-10205	07/03/2024	LEGAL ADVERTISING - #3944 (...	02-5-14-33121	27.00
VALLEY COURIER INC.	10202-10205	07/03/2024	LEGAL ADVERTISING - #3966 ...	02-5-14-33121	27.00
CIVICPLUS LLC	304864	07/03/2024	MUNICODE ANNUAL RENEWA...	02-5-14-21211	5,788.66
COLORADO BUREAU OF INVE...	A241100004	07/03/2024	CBI FINGERPRINTING - BLEA,...	02-5-14-35501	237.00
AT&T MOBILITY	CITY COUNCIL 06/20/24	07/03/2024	VERIZON PORT	02-5-14-33211	45.47
ALAMOSA COUNTY CLERK	INV0018561	07/03/2024	AFFIDAVIT - 391976	02-5-14-33122	13.00
ALAMOSA COUNTY CLERK	INV0018561	07/03/2024	AFFIDAVIT - 391975	02-5-14-33122	13.00
ALAMOSA COUNTY CLERK	INV0018561	07/03/2024	AGREEMENT - 391977	02-5-14-33122	58.00
PINNACOL ASSURANCE	21728333	07/09/2024	CITY CLERK	02-5-14-14211	10.85
CARD SERVICE CENTER	1394 07/03/24	07/15/2024	CML ANNUAL CONF. HOTEL - ...	02-5-14-32111	522.00
COLORADO BUREAU OF INVE...	A251200003	07/18/2024	CBI FINGERPRINTING - AGENB...	02-5-14-35501	276.50
VALLEY COURIER INC.	LEG ADV 3962-3992	07/18/2024	LEGAL ADVERTISING - #3962 (...	02-5-14-33121	127.00
VALLEY COURIER INC.	LEG ADV 3962-3992	07/18/2024	LEGAL ADVERTISING - #3991 (...	02-5-14-33121	120.00
VALLEY COURIER INC.	LEG ADV 3962-3992	07/18/2024	LEGAL ADVERTISING - #3992 (...	02-5-14-33121	119.00
VALLEY COURIER INC.	LEG ADV 3962-3992	07/18/2024	LEGAL ADVERTISING -#3983 (...	02-5-14-33121	90.00
VALLEY COURIER INC.	LEG ADV 3962-3992	07/18/2024	LEGAL ADVERTISING - #3987 (...	02-5-14-33121	31.50
VALLEY COURIER INC.	LEG ADV 3962-3992	07/18/2024	LEGAL ADVERTISING - #3986 (...	02-5-14-33121	25.50
VALLEY COURIER INC.	LEG ADV 3962-3992	07/18/2024	LEGAL ADVERTISING - #3984 (...	02-5-14-33121	24.00
VALLEY COURIER INC.	LEG ADV 3962-3992	07/18/2024	LEGAL ADVERTISING - #3988 (...	02-5-14-33121	34.50
VALLEY COURIER INC.	LEG ADV 3962-3992	07/18/2024	LEGAL ADVERTISING - #3984 (...	02-5-14-33121	21.00

Expense Approval Report

Post Dates: 7/1/2024 - 7/31/2024 Payment Dates: 7/1/2024 - 7/31/2024

Vendor Name	Payable Number	Post Date	Description (Item)	Account Number	Amount
CARD SERVICE CENTER	1436 07/03/24	07/23/2024	GAS CAMCA MANAGEMENT ...	02-5-14-32111	13.67
CARD SERVICE CENTER	1436 07/03/24	07/23/2024	GAS CAMCA MANAGEMENT ...	02-5-14-32111	51.00
CARD SERVICE CENTER	1436 07/03/24	07/23/2024	LODGING CML CONFERENCE ...	02-5-14-32111	381.76
CARD SERVICE CENTER	1436 07/03/24	07/23/2024	HOTEL STAY CAMCA MGMNT ...	02-5-14-32111	224.40
<b>Department 14 - CITY CLERK Total:</b>					<b>9,653.52</b>

**Department: 15 - HR/RISK MANAGEMENT**

LUTHERAN HOSPITAL OF THE ...	00026317-00	07/03/2024	PRE- EMPLOYMENT & CDL PH...	02-5-15-31962	990.00
WEX BANK	98057715	07/08/2024	HR	02-5-15-32111	18.44
PINNACOL ASSURANCE	21728333	07/09/2024	HR	02-5-15-14211	10.20
PROCOM LLC	109956	07/11/2024	NONDOT POST ACCIDENT DR...	02-5-15-31962	270.00
BACKGROUND INVESTIGATIO...	INV-50488	07/11/2024	BACKGROUND CHECKS	02-5-15-31962	424.35
BACKGROUND INVESTIGATIO...	INV-50489	07/11/2024	BACKGROUND CHECKS	02-5-15-31962	129.15
LUTHERAN HOSPITAL OF THE ...	00026467-00	07/25/2024	PHYSICAL - NON DOT, DRUG S...	02-5-15-31962	230.00
WORKWELL PREVENTION & C...	67902	07/25/2024	PREWORK SCREEN TEST	02-5-15-31962	165.00
<b>Department 15 - HR/RISK MANAGEMENT Total:</b>					<b>2,237.14</b>

**Department: 16 - FINANCE DEPARTMENT**

AMAZON CAPITAL SERVICES	11QX-W1FQ-Y4N6	07/03/2024	FINGERTIP MOISTENERS, CLO...	02-5-16-21111	19.19
LISA SANDOVAL	20534	07/03/2024	1Q2024 AGREED UPON PROC...	02-5-16-31991	2,000.00
ODP BUSINESS SOLUTIONS LLC	373337105001	07/03/2024	EXPAND PKT, LETTER 5 1/4' E...	02-5-16-21111	95.10
PINNACOL ASSURANCE	21728333	07/09/2024	FINANCE	02-5-16-14211	3.86
ALAMOSA POSTMASTER	619587692	07/10/2024	FIRST CLASS - PRESORT BULK ...	02-5-16-21131	1,655.13
LEANNE LOUNSBURY	INV0018576	07/11/2024	CGFOA SUMMER MINI CONFE...	02-5-16-32111	29.00
LEANNE LOUNSBURY	INV0018576	07/11/2024	CGFOA SUMMER MINI CONFE...	02-5-16-32111	111.08
AMAZON CAPITAL SERVICES	1YXP-GNFW-74XD	07/18/2024	GUASSLEE WALL CALENDAR 2...	02-5-16-21111	12.99
GOBINS	37024372	07/25/2024	FOLDER/ INSERTER TRAY LEASE	02-5-16-35501	446.76
ODP BUSINESS SOLUTIONS LLC	375411298001	07/25/2024	PAPER FOR UTILITY BILLING	02-5-16-21111	190.05
WALL, SMITH & BATEMAN	44713	07/25/2024	2023 AUDIT	02-5-16-31303	59,000.00
O & V PRINTING INC.	63653	07/25/2024	3000 VIOLET LASER VOUCHERS	02-5-16-21221	838.65
<b>Department 16 - FINANCE DEPARTMENT Total:</b>					<b>64,401.81</b>

**Department: 17 - NON-DEPARTMENTAL**

TRILLIUM HOLDCO, INC.	10272332	07/03/2024	PREMISE # 304239744	02-5-17-33411	1,053.56
TRILLIUM HOLDCO, INC.	10272333	07/03/2024	PREMISE # 304239744	02-5-17-33411	2,604.10
TRILLIUM HOLDCO, INC.	10272334	07/03/2024	PREMISE# 304067560	02-5-17-33411	199.05
TRILLIUM HOLDCO, INC.	10272334	07/03/2024	PREMISE# 300177708	02-5-17-33411	1,146.53
BCM ONE	1094610	07/03/2024	CITY HALL PHONE SERVICE	02-5-17-33211	439.01
CENTURYLINK BUSINESS SERV...	692832973	07/03/2024	PHONE SERVICE - LONG DIST...	02-5-17-33211	33.96
GOBINS INC	AR4435789	07/03/2024	SHIPPING/ FUEL FEES	02-5-17-21151	4.94
GOBINS INC	AR4435789	07/03/2024	CITY HALL/ PD SERVICES	02-5-17-21151	146.84
GOBINS INC	AR4435789	07/03/2024	PD COLOR	02-5-17-21151	330.17
GOBINS INC	AR4435789	07/03/2024	CITY HALL COLOR	02-5-17-21151	470.17
WEX BANK	98057715	07/08/2024	CITY HALL	02-5-17-22111	184.23
CENTURYLINK	333760593 JULY	07/11/2024	719-589-3498 - WATER TREA...	02-5-17-33211	127.64
CENTURYLINK	333838195 JULY	07/11/2024	719-589-6809 - ALARM LINES	02-5-17-33211	114.50
CENTURYLINK	333923220 JULY	07/11/2024	719-589-0467 - CITY OF ALA...	02-5-17-33211	385.63
CENTURYLINK	333924580 JULY	07/11/2024	719-589-0359 - GOVERNMENT	02-5-17-33211	64.18
CENTURYLINK	334006558 JULY	07/11/2024	719-589-3478 - WATER TREA...	02-5-17-33211	55.61
CENTURYLINK	334090832 JULY	07/11/2024	719-589-2006 - CITY OF ALA...	02-5-17-33211	123.54
CENTURYLINK	334090833 JULY	07/11/2024	719-589-2391 - WATER TREA...	02-5-17-33211	45.94
GOBINS	36922200	07/11/2024	COPIER LEASE PAYMENT	02-5-17-44251	1,455.44
CENTURYLINK	INV0018574	07/11/2024	719-589-6532 - CITY OF ALA...	02-5-17-33211	42.48
XCEL ENERGY	53-1111289-3 07/11/24	07/15/2024	1410 INDEPENDENCE WAY BL...	02-5-17-33411	140.90
CARD SERVICE CENTER	1329 07/03/24	07/16/2024	PLATES FOR 2023 ATLAS AIR ...	02-5-17-35113	2.91
CARD SERVICE CENTER	1329 07/03/24	07/16/2024	CITY CAR WASH	02-5-17-35501	14.00
PURCHASE POWER	INV0018638	07/16/2024	POSTAGE FOR POSTAGE MAC...	02-5-17-21131	937.50
PURCHASE POWER	INV0018638	07/16/2024	CREDIT FOR POSTAGE	02-5-17-21131	-66.95
XCEL ENERGY	53-8691617-6 07/18/24	07/22/2024	425 4TH ST BLDG CITY	02-5-17-33411	255.89
AMAZON CAPITAL SERVICES	1GQV-V7MK-PN1R	07/25/2024	PINATA BULK CANDY - 5 POU...	02-5-17-45107	31.49
AMAZON CAPITAL SERVICES	1V4F-FTWP-VDYT	07/25/2024	PUREEGG PLASTIC TABLE CLO...	02-5-17-45107	47.97
PITNEY BOWES GLOBAL FINA...	3319433781	07/25/2024	LEASE AGREEMENT POSTAGE...	02-5-17-44251	759.99

Expense Approval Report

Post Dates: 7/1/2024 - 7/31/2024 Payment Dates: 7/1/2024 - 7/31/2024

Vendor Name	Payable Number	Post Date	Description (Item)	Account Number	Amount
CENTURYLINK	334011390 AUG	07/25/2024	719-587-0430 - WATER TREA...	02-5-17-33211	51.45
CENTURYLINK	334088606 AUG	07/25/2024	719-587-3537 - RECREATION ...	02-5-17-33211	110.23
CENTURYLINK	334095517 AUG	07/25/2024	719-587-0462 - WATER TREA...	02-5-17-33211	73.81
GOBINS	37024371	07/25/2024	PLOTTER LEASE	02-5-17-21151	538.90
<b>Department 17 - NON-DEPARTMENTAL Total:</b>					<b>11,925.61</b>

**Department: 18 - INFORMATION TECHNOLOGY**

JADE COMMUNICATIONS LLC	10125289	07/03/2024	CITY INTERNET SERVICE - JUNE	02-5-18-48102	1,410.00
TYLER TECHNOLOGIES INC.	130-148078	07/03/2024	PROPERTY ROOM BARCODE P...	02-5-18-48101	1,030.00
CIELLO POWERED BY SLVREC	INV0018566	07/03/2024	FIBER OPTIC SERVICE	02-5-18-48102	204.75
AT&T MOBILITY	IT 06/20/24	07/03/2024	IT - CELL PHONE CHARGES	02-5-18-33202	501.35
AT&T MOBILITY	PW 06/20/24	07/03/2024	PUBLIC WORKS A7 TAB	02-5-18-33202	40.04
WEX BANK	98057715	07/08/2024	IT	02-5-18-22111	68.26
PINNACOL ASSURANCE	21728333	07/09/2024	IT	02-5-18-14211	34.06
HIGH COUNTRY WORKPLACE ...	0145292-IN	07/11/2024	MITEL IP 485G PHONE FOR C...	02-5-18-48101	200.00
TYLER TECHNOLOGIES INC.	025-471282	07/11/2024	SUBSCRIPTION - UTILITY BILLI...	02-5-18-48102	35.00
GOTO TECHNOLOGIES	1209182536	07/11/2024	GO TO ASSIST	02-5-18-48102	799.20
AMAZON CAPITAL SERVICES	1G6H-HR9Q-77WY	07/11/2024	NETGEAR 8 PORT POE GIGABIT..	02-5-18-48101	67.99
AMAZON CAPITAL SERVICES	1HR7-PMHH-DF7H	07/11/2024	SANDISK 32GB ULTRA SDHC U...	02-5-18-22791	14.98
CARD SERVICE CENTER	0651 07/03/24	07/16/2024	VIEWLINE HOTEL (CHECK IN H...	02-5-18-32111	263.95
CARD SERVICE CENTER	0651 07/03/24	07/16/2024	VIEWLINE HOTEL (CHECK OUT)	02-5-18-32111	511.07
CARD SERVICE CENTER	0651 07/03/24	07/16/2024	CGAIT REGISTRATION	02-5-18-32311	100.00
CARD SERVICE CENTER	0651 07/03/24	07/16/2024	EIOTCLUB SERVICE	02-5-18-48101	30.00
CARD SERVICE CENTER	0651 07/03/24	07/16/2024	EBAY NETWORK SWITCH CARD	02-5-18-48101	50.00
CARD SERVICE CENTER	0651 07/03/24	07/16/2024	EBAY NETWORK SWITCH (REF...	02-5-18-48101	50.40
CARD SERVICE CENTER	0651 07/03/24	07/16/2024	EBAY NETWORK SWITCH	02-5-18-48101	200.00
CARD SERVICE CENTER	0651 07/03/24	07/16/2024	EBAY NETWORK SWITCH 2	02-5-18-48101	54.99
CARD SERVICE CENTER	0651 07/03/24	07/16/2024	ADOBE ACROBAT LICENSE	02-5-18-48102	114.05
CARD SERVICE CENTER	0651 07/03/24	07/16/2024	GENUITY SUBSCRIPTION	02-5-18-48102	329.89
CARD SERVICE CENTER	0651 07/03/24	07/16/2024	TEXTMAGIC	02-5-18-48102	100.00
CLEARGOV, INC.	2024-14762	07/18/2024	CLEARGOV SUBSCRIPTION 6/1...	02-5-18-48102	14,595.10
PAYPAL	INV0018682	07/22/2024	PAYPAL CHARGE FOR ZOOM	02-5-18-48102	40.00
CARD SERVICE CENTER	1287 07/03/24	07/24/2024	AIR B&B FOR IT DEPT	02-5-18-32111	1,936.77
AMAZON CAPITAL SERVICES	13YG-WJ7M-Y9N1	07/25/2024	4 GRAM X 8 STRONG SUPER G...	02-5-18-21111	8.81
AMAZON CAPITAL SERVICES	1CY4-WY1V-1VKC	07/25/2024	NULEA RT04 WIRELESS ERGO...	02-5-18-22791	37.99
AMAZON CAPITAL SERVICES	1RJM-XKGW-7TPC	07/25/2024	CORE i7 14700K, CRUCIAL DD...	02-5-18-48101	887.62
AMAZON CAPITAL SERVICES	1XJ7-FDH6-XVQX	07/25/2024	WESTER DIGITAL 6TB SURVEIL...	02-5-18-48101	418.77
O & V PRINTING INC.	63653	07/25/2024	250 EA OF 2 BUSINESS CARDS...	02-5-18-21111	134.00
ALEJANDRO TORRES	INV0018630	07/25/2024	ITIL TRAINING - MEALS	02-5-18-32111	289.00
BRANDON DOSS	INV0018631	07/25/2024	ITIL TRAINING - MEALS	02-5-18-32111	289.00
BRANDON DOSS	INV0018631	07/25/2024	ITIL TRAINING - MILEAGE	02-5-18-32111	238.76
CHRISTIAN BATZER	INV0018632	07/25/2024	ITIL TRAINING - MEALS	02-5-18-32111	289.00
BRANDON GALLEGOS	INV0018633	07/25/2024	ITIL TRAINING - MEALS	02-5-18-32111	289.00
<b>Department 18 - INFORMATION TECHNOLOGY Total:</b>					<b>25,663.80</b>

**Department: 19 - ECONOMIC DEVELOPMENT**

PINNACOL ASSURANCE	21728333	07/09/2024	ECONOMIC DEVELOPMENT	02-5-19-14211	13.45
ROCKY MOUNTAIN MEMORAB..	15955	07/25/2024	TROPHY - BLUE TEAR ART GLA...	02-5-19-46140	65.75
<b>Department 19 - ECONOMIC DEVELOPMENT Total:</b>					<b>79.20</b>

**Department: 20 - POLICE ADMINISTRATION**

PINNACOL ASSURANCE	21728333	07/09/2024	POLICE ADMINISTRATION	02-5-20-14211	330.37
CARD SERVICE CENTER	6197 07/03/24	07/31/2024	JACK QUINN'S - LUNCH WITH ...	02-5-20-32111	46.14
CARD SERVICE CENTER	6197 07/03/24	07/31/2024	IC BREWHOUSE - DINNER CRI...	02-5-20-32111	22.81
<b>Department 20 - POLICE ADMINISTRATION Total:</b>					<b>399.32</b>

**Department: 21 - POLICE OPERATIONS**

TRACTOR SUPPLY COMPANY	460917	07/02/2024	KONG EXTREME XL, BILLIAC 4...	02-5-21-31641	47.96
TRILLIUM HOLDCO, INC.	10272334	07/03/2024	PREMISE# 300135309	02-5-21-33411	76.54
DELL MARKETING L.P.	10757255609	07/03/2024	LAPTOP FOR LEAD, DELL LATI...	02-5-21-37901	1,146.93
WEX BANK	98057715	07/08/2024	PATROL	02-5-21-22111	5,720.80
PINNACOL ASSURANCE	21728333	07/09/2024	POLICE OPERATIONS	02-5-21-14211	5,577.97
JOEY SPANGLER	INV0018618	07/11/2024	MASTERING THE LEADERSHIP ...	02-5-21-32111	414.00

Expense Approval Report

Post Dates: 7/1/2024 - 7/31/2024 Payment Dates: 7/1/2024 - 7/31/2024

Vendor Name	Payable Number	Post Date	Description (Item)	Account Number	Amount
WILLIAM SQUIRES	INV0018619	07/11/2024	POST TRAUMATIC PURPOSE F...	02-5-21-32111	79.00
TATE KINDSCHUH	INV0018620	07/11/2024	POST TRAUMATIC PURPOSE F...	02-5-21-32111	79.00
JOEY SPANGLER	INV0018621	07/11/2024	POST TRAUMATIC PURPOSE F...	02-5-21-32111	79.00
WILLIAM SQUIRES	INV0018622	07/11/2024	TACTICAL LEADERSHIP TRAINI...	02-5-21-32111	118.00
JOEY SPANGLER	INV0018623	07/11/2024	RECRUITMENT AND RETENTI...	02-5-21-32111	79.00
AT&T MOBILITY	PD 06/20/24	07/11/2024	PD - CELL PHONE CHARGES	02-5-21-33211	2,853.19
STITCH AND PRINT LLC	1003	07/18/2024	RICHARDSON 112 HATS ON D...	02-5-21-45103	1,680.00
CREATIVE INSTINCT, INC.	34128	07/18/2024	K9 GOOSE TRADING CARDS, S...	02-5-21-31641	203.00
WATTS UPFITTING INC.	4340 (2)	07/18/2024	2017 CHEVY TAHOE UPFIT - B...	02-5-21-70111	818.18
MYMEDIC	MMW3657	07/18/2024	MED KITS AND REFILLS	02-5-21-45688	888.64
XCEL ENERGY	53-8975818-1 07/18/24	07/22/2024	509 1/2 3RD ST, 502 2ND ST B...	02-5-21-33411	148.36
CARD SERVICE CENTER	1428 07/03/24	07/23/2024	HOLIDAY INN, HOTEL LODGING	02-5-21-35509	555.00
CARD SERVICE CENTER	1428 07/03/24	07/23/2024	HOLIDAY INN, HOTEL LODGING	02-5-21-35509	185.00
GALLS, LLC	028204947	07/25/2024	CORNERSTONE SELECT LIGHT...	02-5-21-37321	298.57
GALLS, LLC	028250418	07/25/2024	CORNERSTONE SELECT LIGHT...	02-5-21-37321	99.91
GALLS, LLC	028259591	07/25/2024	FX FLEX CLASS A LADIES 4 PKT...	02-5-21-37321	82.67
GALLS, LLC	028285883	07/25/2024	CORNERSTONE SELECT LIGHT...	02-5-21-37321	149.65
GALLS, LLC	028294572	07/25/2024	MENS S/S PDU RAPID SHIRT	02-5-21-37321	127.76
GALLS, LLC	028348314	07/25/2024	FX FLEX CLASS A LADIES 4 PKT...	02-5-21-37321	82.68
EXTREME GRAPHICS INC.	11159	07/25/2024	VEHICLE GRAPHICS	02-5-21-70111	746.82
WEISS CLEANERS	16146	07/25/2024	JUNE DRY CLEANING	02-5-21-39501	650.00
ARROWHEAD FORENSICS	171601	07/25/2024	NYLON ROLLSTOCK, PAPER RO...	02-5-21-45688	1,086.36
ARROWHEAD FORENSICS	171924	07/25/2024	EVIDENCE COLLECTION ROLLS...	02-5-21-45688	130.49
AMAZON CAPITAL SERVICES	1XHW-1YFX-4GFN	07/25/2024	INDULGEAR BIG AND TALL OFF..	02-5-21-22791	199.98
VALLEY LOCK & SECURITY INC.	27834	07/25/2024	SINGLE SIDED KEY	02-5-21-22791	4.16
ALPINE VETERINARY HOSPITAL	45713	07/25/2024	EXAM, COUGH TABS FOR GO...	02-5-21-31641	70.38
HAYNIES, INC.	457675	07/25/2024	BOXED CAPSULES	02-5-21-35111	17.13
HAYNIES, INC.	459312	07/25/2024	BLISTER PACK CAPSULES	02-5-21-35111	17.52
HAYNIES, INC.	459402	07/25/2024	BLISTER PACK CAPSULES, X 2	02-5-21-35111	16.74
HAYNIES, INC.	459555	07/25/2024	PANEL FILTER, PANEL FILTER, ...	02-5-21-35111	52.52
HAYNIES, INC.	460773	07/25/2024	BK MOUNT FOR 2015 FORD E...	02-5-21-35111	95.12
TOWN & COUNTRY CAR & TR...	5040065	07/25/2024	LOCK ASY - DOOR	02-5-21-35111	90.72
TOWN & COUNTRY CAR & TR...	5040089	07/25/2024	ANTENNA: PASSIVE ENT	02-5-21-35111	11.23
TOWN & COUNTRY CAR & TR...	5040090	07/25/2024	DG1Z 1015 A :WHEEL ASY	02-5-21-35111	251.40
O & V PRINTING INC.	63372	07/25/2024	100 5 X 7 BADGE CARDS & EN...	02-5-21-21221	178.00
O & V PRINTING INC.	63491	07/25/2024	250 EVIDENCE/ PROPERTY RE...	02-5-21-45688	158.53
ALAMOSA CAR CARE CENTER	8187	07/25/2024	ALIGNMENT, SHOP SUPPLY	02-5-21-35111	92.50
MOTOR PARTS CO, INC	8604-263816	07/25/2024	AIR FILTER, OIL OW20 FULL SYN	02-5-21-35111	68.24
MOTOR PARTS CO, INC	8604-264169	07/25/2024	7444NA LONG LIFE	02-5-21-35111	6.29
MOTOR PARTS CO, INC	8604-264392	07/25/2024	H11 SU 2PK BULB	02-5-21-35111	40.59
MOTOR PARTS CO, INC	8604-264711	07/25/2024	21 ONYX, 22 ONYX, ENGINE OI...	02-5-21-35111	40.85
MOTOR PARTS CO, INC	8604-265179	07/25/2024	OIL OW20 FULL SYN, OIL FILTE...	02-5-21-35111	66.65
MOTOR PARTS CO, INC	8604-265209	07/25/2024	BTRY - PLAT AGM 3 YEARS, BT...	02-5-21-35111	160.79
MOTOR PARTS CO, INC	8604-265407	07/25/2024	CABIN AIR FILTER, OIL FILTER,...	02-5-21-35111	66.65
AXON ENTERPRISES, INC,	INUS264069	07/25/2024	TASER MASTER INSTRUCTOR ...	02-5-21-35509	1,999.00
CENTER FOR RESTORATIVE P...	MARCH 24 LEAD	07/25/2024	MARCH LEAD REIMBURSEME...	02-5-21-37901	44,211.90
CARD SERVICE CENTER	0669 07/03/24	07/31/2024	MAVERIK - ASO SHOOTING AS...	02-5-21-22791	82.02
CARD SERVICE CENTER	0669 07/03/24	07/31/2024	MOD PIZZA - K9 TRAINING LU...	02-5-21-31641	40.99
CARD SERVICE CENTER	0669 07/03/24	07/31/2024	AMY'S DONUTS - SPRINGS TR...	02-5-21-32111	22.00
CARD SERVICE CENTER	0669 07/03/24	07/31/2024	FIVE GUYS - SPRINGS TRANSP...	02-5-21-32111	55.46
CARD SERVICE CENTER	0669 07/03/24	07/31/2024	HOTELS.COM CIRSA TRAINING	02-5-21-32111	525.84
CARD SERVICE CENTER	0669 07/03/24	07/31/2024	EROS9- MARTINEZ OUTER VEST...	02-5-21-37321	174.75
CARD SERVICE CENTER	1386 07/03/24	07/31/2024	USPS - EVIDENCE TO CBI	02-5-21-21131	17.65
CARD SERVICE CENTER	1386 07/03/24	07/31/2024	USPS - PO BOX FEES	02-5-21-21131	144.00
CARD SERVICE CENTER	1386 07/03/24	07/31/2024	SAFEWAY - WATER REFILL	02-5-21-22791	7.91
CARD SERVICE CENTER	1386 07/03/24	07/31/2024	HAMPTON INN - SLVTF - BERT...	02-5-21-35509	510.36

Department 21 - POLICE OPERATIONS Total: 73,702.35

Department: 22 - FIRE OPERATIONS

TRILLIUM HOLDCO, INC.	10272334	07/03/2024	PREMISE# 300057800	02-5-22-33411	122.47
EAGLE ENGRAVING	2024-4900	07/03/2024	WALNUT FINISH PLAQUE: RED...	02-5-22-32111	366.95

Expense Approval Report

Post Dates: 7/1/2024 - 7/31/2024 Payment Dates: 7/1/2024 - 7/31/2024

Vendor Name	Payable Number	Post Date	Description (Item)	Account Number	Amount
AT&T MOBILITY	FIRE 06/20/24	07/03/2024	FIRE DEPT - CELL PHONE CHA...	02-5-22-33211	133.05
WEX BANK	98057715	07/08/2024	FIRE`	02-5-22-22111	359.88
PINNACOL ASSURANCE	21728333	07/09/2024	FIRE OPERATIONS	02-5-22-14211	1,010.93
DIVERSIFIED BODY AND PAINT,...	53047	07/11/2024	2023 PIERCE FIRE TRUCK REPA...	02-5-22-35111	29,830.42
CARD SERVICE CENTER	1345 07/03/24	07/16/2024	CITY MARKET	02-5-22-31312	48.62
CARD SERVICE CENTER	1345 07/03/24	07/16/2024	JIMMY JOHNS - EXPLORERES	02-5-22-32111	71.99
CARD SERVICE CENTER	1345 07/03/24	07/16/2024	JIMMY JOHNS - EXPLORERS	02-5-22-32111	66.10
CARD SERVICE CENTER	1345 07/03/24	07/16/2024	BIG R - HAY BALES	02-5-22-32111	22.47
CARD SERVICE CENTER	1345 07/03/24	07/16/2024	FAMOUS DAVES BBQ - ARFF ...	02-5-22-32111	89.98
CARD SERVICE CENTER	1345 07/03/24	07/16/2024	KNOX BOX COMPANY	02-5-22-35351	721.00
CARD SERVICE CENTER	1337 07/03/24	07/17/2024	WALMART	02-5-22-31312	130.82
CARD SERVICE CENTER	1337 07/03/24	07/17/2024	HOTEL FOR ARFF	02-5-22-32111	643.56
CARD SERVICE CENTER	1337 07/03/24	07/17/2024	APPLEBEE'S FOR ARFF	02-5-22-32111	49.06
VALLEY LOCK & SECURITY INC.	36939	07/25/2024	QUARTERLY MONITORING SE...	02-5-22-38833	75.00
<b>Department 22 - FIRE OPERATIONS Total:</b>					<b>33,742.30</b>

Department: 23 - SUPPORT SERVICES

AMAZON CAPITAL SERVICES	16JX-DT1P-PDDR	07/03/2024	DESK FOR CO-RESPONDERS A...	02-5-23-22791	526.97
WEX BANK	98057715	07/08/2024	SUPPORT SERVICES	02-5-23-22111	1,225.71
PINNACOL ASSURANCE	21728333	07/09/2024	SUPPORT SERVICES	02-5-23-14211	1,103.26
XCEL ENERGY	14379878	07/11/2024	1309 EDISON AVE - REMOVAL...	02-5-23-31665	583.08
COOLEY & SONS EXCAVATING	INV0018577	07/11/2024	1309 EDISON AVE - PROPERTY...	02-5-23-31665	7,500.00
WHITE HARDWARE CO. INC.	455410/2	07/18/2024	9X2 1/2 STAR WS GREEN	02-5-23-31665	40.99
WHITE HARDWARE CO. INC.	455632/2	07/18/2024	CHALK REEL SPEEDLINE, 7/16...	02-5-23-31665	413.98
WHITE HARDWARE CO. INC.	455680/2	07/18/2024	7/16 WAFER BOARD, 2X4X8 S...	02-5-23-31665	388.09
XCEL ENERGY	53-0013134135-1 07/17/24	07/19/2024	900 20TH ST	02-5-23-35504	23.44
CARD SERVICE CENTER	1428 07/03/24	07/23/2024	USPS POSTAGE	02-5-23-21131	8.73
CARD SERVICE CENTER	1428 07/03/24	07/23/2024	USPS - POSTAGE	02-5-23-21131	8.73
CARD SERVICE CENTER	1428 07/03/24	07/23/2024	USPS - POSTAGE	02-5-23-21131	76.73
CARD SERVICE CENTER	1428 07/03/24	07/23/2024	WALGREENS - MOSQUITO SP...	02-5-23-22791	28.16
CARD SERVICE CENTER	1428 07/03/24	07/23/2024	HILTON HOTEL LODGING	02-5-23-32211	207.24
CARD SERVICE CENTER	1428 07/03/24	07/23/2024	IACP TRAINING	02-5-23-32211	63.75
CARD SERVICE CENTER	1428 07/03/24	07/23/2024	GREYHOUND - BUS FARE FOR ...	02-5-23-35504	239.96
CARD SERVICE CENTER	1428 07/03/24	07/23/2024	DENVER AIR CONNECTION - A...	02-5-23-35504	174.01
GALLS, LLC	028273397	07/25/2024	ONE LINE BRASS NAMEPLATE ...	02-5-23-37321	35.84
DUMB FRIENDS LEAGUE	147	07/25/2024	CITY - RETURNED X 12	02-5-23-31661	-537.00
DUMB FRIENDS LEAGUE	147	07/25/2024	COUNTY - RETURNED X 4	02-5-23-31661	-150.00
DUMB FRIENDS LEAGUE	147	07/25/2024	COUNTY - EUTHANASIA X 1	02-5-23-31661	55.00
DUMB FRIENDS LEAGUE	147	07/25/2024	CITY - EUTHINASIA X 2	02-5-23-31661	110.00
DUMB FRIENDS LEAGUE	147	07/25/2024	COUNTY - IMPOUNDED X 9	02-5-23-31661	900.00
DUMB FRIENDS LEAGUE	147	07/25/2024	CITY IMPOUND X 24	02-5-23-31661	2,400.00
ERNEST E. MONDRAGON	2105	07/25/2024	MONTHLY RENTAL HOMELESS...	02-5-23-35504	500.00
ERNEST E. MONDRAGON	2105	07/25/2024	EXTRA CLEANING	02-5-23-35504	700.00
POMP'S TIRE SERVICE, INC.	2490000168	07/25/2024	P265/70SR17 TIRES, TIRE USER...	02-5-23-35111	580.42
AUTOZONE	3424961230	07/25/2024	DUPLEX B WHITE KNIGHT 14X...	02-5-23-35111	25.98
HAYNIES, INC.	460651	07/25/2024	AIR FILTER	02-5-23-35111	5.71
TRANSUNION RISK AND ALTE...	771751-202406-1	07/25/2024	INVESTIGATIVE SERVICES	02-5-23-49501	175.00
MOTOR PARTS CO, INC	8604-265195	07/25/2024	PAINTED ROTOR	02-5-23-35111	120.88
CARD SERVICE CENTER	0669 07/03/24	07/31/2024	USPS - CERTIFIED LETTERS	02-5-23-21131	8.73
CARD SERVICE CENTER	0669 07/03/24	07/31/2024	USPS - CERTIFIED LETTERS	02-5-23-21131	8.73
CARD SERVICE CENTER	0669 07/03/24	07/31/2024	USPS - CERTIFIED LETTER	02-5-23-21131	5.85
CARD SERVICE CENTER	0669 07/03/24	07/31/2024	USPS - CERTIFIED LETTERS	02-5-23-21131	107.95
CARD SERVICE CENTER	1386 07/03/24	07/31/2024	USPS - CERTIFIED LETTER	02-5-23-21131	26.19
CARD SERVICE CENTER	1386 07/03/24	07/31/2024	HAMPTON INN - BERTSCH TA...	02-5-23-32211	60.73
<b>Department 23 - SUPPORT SERVICES Total:</b>					<b>17,752.84</b>

Department: 29 - DEVELOPMENT SERVICES

CED, INC.	0116-1099786	07/03/2024	2 IN SCHD 40 PVC	02-5-29-74600	270.00
MIKE THE HANDY MAN, LLC	1047	07/03/2024	RANGE HOOD INSTALL AT AIR...	02-5-29-74600	1,520.00
MARLIN ZIMMERMAN	276	07/03/2024	AIRPORT ROAD HOUSING - FLI...	02-5-29-74600	95,646.00
AT&T MOBILITY	PUB INFO/LIB 06/20/24	07/03/2024	CITY OF ALAMOSA - MAINT ON...	02-5-29-33211	43.99
AT&T MOBILITY	PW 06/20/24	07/03/2024	DEVELOPMENT - NEW USER	02-5-29-33211	43.99



Expense Approval Report

Post Dates: 7/1/2024 - 7/31/2024 Payment Dates: 7/1/2024 - 7/31/2024

Vendor Name	Payable Number	Post Date	Description (Item)	Account Number	Amount
MIKE THE HANDY MAN, LLC	1050	07/18/2024	SUPPLIES - DOOR STOPS, LAB...	02-5-29-74600	416.08
WHITE HARDWARE CO. INC.	455402/2	07/18/2024	51174 9X2-1/2 STAR DECK TA...	02-5-29-74600	30.01
WHITE HARDWARE CO. INC.	455959/2	07/18/2024	TWINE STRETCHWRP 5X1000,...	02-5-29-74600	38.98
WHITE HARDWARE CO. INC.	456561/2	07/18/2024	3/16 X2 MUSH TOGGLE BOL, ...	02-5-29-74600	35.27
WHITE HARDWARE CO. INC.	456610/2	07/18/2024	8 X 1-1/4 ZC HW HD TAP SC, 8...	02-5-29-74600	32.29
CARD SERVICE CENTER	1444 07/03/24	07/23/2024	DEPARTMENT OF TRANSPORT...	02-5-29-21111	100.00
AMAZON CAPITAL SERVICES	1499-XC9D-QN73	07/25/2024	ENERGIZER BATTERIES DOUBL...	02-5-29-21111	13.29
AMAZON CAPITAL SERVICES	1DXX-Q36X-QRVF	07/25/2024	HATON WINDOW PRIVACY FLI...	02-5-29-21111	29.99
REYNOLDS ENGINEERING CO., ...	24-107	07/25/2024	AIRPORT ROAD HOUSING	02-5-29-74600	1,500.00
ABSMEIER LANDSCAPING & ...	362887	07/25/2024	AIRPORT HOUSING	02-5-29-74600	9,252.33
SHORT ELLIOTT HENDRICKSON..	469800	07/25/2024	CDOT REVITALIZE MAIN STREET 02-5-29-74500		13,380.45
XCEL ENERGY	53-0014794568-3 08/01/24	07/31/2024	1123 25TH ST - AIRPORT HOUS..	02-5-29-74600	16.42
XCEL ENERGY	53-0014794607-1 08/01/24	07/31/2024	1141 25TH ST - AIRPORT HOUS..	02-5-29-74600	16.72
XCEL ENERGY	53-0014794699-1 08/01/24	07/31/2024	1106 25TH ST - AIRPORT HOUS..	02-5-29-74600	13.35
XCEL ENERGY	53-0014794716-3 08/01/24	07/31/2024	1110 25TH ST - AIRPORT HOUS..	02-5-29-74600	13.80
XCEL ENERGY	53-0014794805-1 08/01/24	07/31/2024	1115 25TH ST - AIRPORT HOUS..	02-5-29-74600	14.93
XCEL ENERGY	53-0014794967-6 08/01/24	07/31/2024	1114 35TH ST - AIRPORT HOUS..	02-5-29-74600	33.26
XCEL ENERGY	53-0014794981-4 08/01/24	07/31/2024	1118 25TH ST - AIRPORT HOUS..	02-5-29-74600	13.04
XCEL ENERGY	53-0014794985-8 08/01/24	07/31/2024	1122 25TH ST - AIRPORT HOUS..	02-5-29-74600	31.89
XCEL ENERGY	53-0014795167-0 08/01/24	07/31/2024	1119 25TH ST - AIRPORT HOUS..	02-5-29-74600	14.80
XCEL ENERGY	53-0014797098-0 08/01/24	07/31/2024	1111 25TH ST - AIRPORT HOUS..	02-5-29-74600	27.57
<b>Department 29 - DEVELOPMENT SERVICES Total:</b>					<b>122,548.45</b>

Department: 30 - PUBLIC WORKS ADMIN

AT&T MOBILITY	PUB INFO/LIB 06/20/24	07/03/2024	A7 LITE 11082022	02-5-30-33211	40.04
AT&T MOBILITY	PW 06/20/24	07/03/2024	HARRY REYNOLDS	02-5-30-33211	294.98
PINNACOL ASSURANCE	21728333	07/09/2024	PUBLIC WORKS ADMINISTRAT...	02-5-30-14211	460.08
AMAZON CAPITAL SERVICES	1N3Y-RG43-DTCF	07/11/2024	ARM WRESTLING FIRST PLACE...	02-5-30-22791	42.85
CARD SERVICE CENTER	0677 07/03/24	07/23/2024	CHARGE FOR HARRY'S PICK UP	02-5-30-22111	0.73
CARD SERVICE CENTER	0677 07/03/24	07/23/2024	FUEL FOR TRIP TO MONTROSE...	02-5-30-22111	53.51
CARD SERVICE CENTER	0677 07/03/24	07/23/2024	CHARGE FOR HARRY'S PICK UP	02-5-30-22111	0.90
CARD SERVICE CENTER	0677 07/03/24	07/23/2024	FUEL FOR TRIP TO MONTROSE...	02-5-30-22111	52.78
CARD SERVICE CENTER	0677 07/03/24	07/23/2024	PLATES FOR PW BBQ	02-5-30-22791	15.16
CARD SERVICE CENTER	0677 07/03/24	07/23/2024	ICE FOR PW BBQ	02-5-30-22791	31.54
CARD SERVICE CENTER	0677 07/03/24	07/23/2024	FOOD FOR PW BBQ	02-5-30-22791	76.48
CARD SERVICE CENTER	1444 07/03/24	07/23/2024	MAIN STREET MEETING	02-5-30-22791	39.02
AMAZON CAPITAL SERVICES	1499-XC9D-QN73	07/25/2024	ENERGIZER BATTERIES DOUBL...	02-5-30-22791	13.29
AMAZON CAPITAL SERVICES	1X91-XNT1-M9QP	07/25/2024	TIDI 25 PACK DISPOSABLE PLA...	02-5-30-22791	12.99
<b>Department 30 - PUBLIC WORKS ADMIN Total:</b>					<b>1,134.35</b>

Department: 31 - STREET MAINTENANCE

XCEL ENERGY	53-1003464-7 06/28/24	07/01/2024	TRAFFIC LIGHTS	02-5-31-33411	87.91
XCEL ENERGY	53-1003465-8 06/28/24	07/01/2024	STREET LIGHTS	02-5-31-33411	458.29
INTERMOUNTAIN SWEEPER C...	122275	07/03/2024	GUTTER BROOMS FOR STREET...	02-5-31-35111	3,305.00
ASPHALT CONSTRUCTORS INC	19337	07/03/2024	HOT MIX	02-5-31-23511	1,205.82
AT&T MOBILITY	PUB INFO/LIB 06/20/24	07/03/2024	KIRK - STREETS DEPT	02-5-31-33211	43.99
AT&T MOBILITY	PW 06/20/24	07/03/2024	RAY SMITH	02-5-31-33211	40.04
AT&T MOBILITY	PW 06/20/24	07/03/2024	RAY SMITH	02-5-31-33211	43.99
AT&T MOBILITY	PW 06/20/24	07/03/2024	STREET TAB A	02-5-31-33211	40.04
XCEL ENERGY	53-1224277-8 07/03/24	07/05/2024	11TH & RAILROAD	02-5-31-33411	13.52
WEX BANK	98057715	07/08/2024	STREETS	02-5-31-22111	3,157.76
PINNACOL ASSURANCE	21728333	07/09/2024	STREET MAINTENANCE	02-5-31-14211	2,339.92
RC READY MIX, LLC	5612	07/11/2024	RRFB	02-5-31-73112	5,102.75
XCEL ENERGY	53-1111290-6 07/15/24	07/17/2024	620 4TH ST	02-5-31-33411	16.58
XCEL ENERGY	53-1166633-6 07/15/24	07/17/2024	530 4TH ST	02-5-31-33411	16.58
XCEL ENERGY	53-1248603-4 07/15/24	07/17/2024	631 4TH ST AREA	02-5-31-33411	66.40
ASPHALT CONSTRUCTORS INC	19351	07/18/2024	HOT MIX	02-5-31-23511	1,517.67
MONTE VISTA COOP INC.	201591	07/18/2024	BOTTLE-FILL / RV PROPANE	02-5-31-22111	59.63
MONTE VISTA COOP INC.	201642	07/18/2024	BOTTLE-FILL / RV PROPANE	02-5-31-22111	52.88
WHITE HARDWARE CO. INC.	455390/2	07/18/2024	TOUGH SYSTEM GEN2.0 1/2 ...	02-5-31-73112	174.16
WHITE HARDWARE CO. INC.	455862/2	07/18/2024	BLK COVERALL POLY FILM DISP..	02-5-31-73112	49.68
WHITE HARDWARE CO. INC.	455900/2	07/18/2024	7/16X12X16 HARBRD SMTH L...	02-5-31-73112	68.59

Expense Approval Report

Post Dates: 7/1/2024 - 7/31/2024 Payment Dates: 7/1/2024 - 7/31/2024

Vendor Name	Payable Number	Post Date	Description (Item)	Account Number	Amount
WHITE HARDWARE CO. INC.	456233/2	07/18/2024	2X12X12 #2 & BTR WHITE FIR,...	02-5-31-73112	69.58
WHITE HARDWARE CO. INC.	456253/2	07/18/2024	2X6X12 #2 & BTR WHITE FIR S...	02-5-31-73112	227.28
WHITE HARDWARE CO. INC.	456315/2	07/18/2024	NAIL STAKE 3/4X24IN ROUND,...	02-5-31-73112	109.59
WHITE HARDWARE CO. INC.	456316/2	07/18/2024	NAIL STAKE 3/4X24IN ROUND,...	02-5-31-73112	-69.48
WHITE HARDWARE CO. INC.	456642/2	07/18/2024	3/8X12X16 TEXT OSB LAP SIDI...	02-5-31-73112	82.32
WHITE HARDWARE CO. INC.	456666/2	07/18/2024	EDGER CONCRE 3/8IN RAD 6X...	02-5-31-73112	44.15
COLORADO BARRICADE CO.	65162453-001	07/18/2024	SIGNS	02-5-31-23511	753.92
XCEL ENERGY	53-0014467372-4 07/17/24	07/19/2024	616 4TH ST	02-5-31-33411	37.44
CARD SERVICE CENTER	0677 07/03/24	07/23/2024	FOOD FOR PW BBQ	02-5-31-22791	76.48
CARD SERVICE CENTER	1451 07/03/24	07/23/2024	16 BUCKETS	02-5-31-22791	89.00
CARD SERVICE CENTER	1451 07/03/24	07/23/2024	DRINKING WATER	02-5-31-22791	363.84
CARD SERVICE CENTER	1451 07/03/24	07/23/2024	END CAP FOR FLEET	02-5-31-35111	50.46
CARD SERVICE CENTER	1451 07/03/24	07/23/2024	RRFB	02-5-31-73112	1,136.02
XCEL ENERGY	53-1003466-9 07/22/24	07/24/2024	STREET LIGHTS	02-5-31-33411	13,802.90
DOUBLE S STONE & SUPPLY	003385	07/25/2024	BON WAY SO CAL AND SEAL C...	02-5-31-73112	92.00
ACE HARDWARE OF ALAMOSA	122641	07/25/2024	PIPE CAP 3//8 FPT, PIPE CAP 3...	02-5-31-35111	17.79
ACE HARDWARE OF ALAMOSA	122702	07/25/2024	GORILLA TAPE WHITE 30YD	02-5-31-22791	10.79
SHERWIN WILLIAMS	2902-8	07/25/2024	EZ-STRAINER INTAKEST, 5-GAL...	02-5-31-45601	77.71
VALLEY LOCK & SECURITY INC.	37081	07/25/2024	QUARTERLY MONITORING SE...	02-5-31-35211	105.00
HAYNIES, INC.	462149	07/25/2024	DETONATION KNOCK SENSOR	02-5-31-35111	64.97
HAYNIES, INC.	463310	07/25/2024	AIR FILTER	02-5-31-35111	12.11
HAYNIES, INC.	464035	07/25/2024	TRAILER WIRE	02-5-31-35111	15.48
HAYNIES, INC.	464921	07/25/2024	SENSOR - KNOCK	02-5-31-35111	-64.97
BOBCAT OF THE ROCKIES, LLC	66162003	07/25/2024	NUT, CAP, OUTBOUND FREIG...	02-5-31-35111	91.35
HD SUPPLY FORMERLY HOME...	812139798	07/25/2024	SCOTT KITCHEN ROLL TOWEL,...	02-5-31-35211	164.14
MOTOR PARTS CO, INC	8604-265588	07/25/2024	OIL FILTER LD	02-5-31-35111	3.95
MOTOR PARTS CO, INC	8604-266167	07/25/2024	AIR FILTER - HD, OIL FILTER - ...	02-5-31-35111	112.31
MOTOR PARTS CO, INC	8604-266192	07/25/2024	1/2 DR 3/4 DEEP IM	02-5-31-22791	10.57
MOTOR PARTS CO, INC	8604-266327	07/25/2024	FUEL SPIN ON	02-5-31-35111	46.19
MOTOR PARTS CO, INC	8604-266536	07/25/2024	FUEL ELEMENT, OIL FILTER LD,...	02-5-31-35111	150.62
MOTOR PARTS CO, INC	8604-266940	07/25/2024	AIR FILTER, FUEL 1 EA CQBLU,...	02-5-31-35111	177.28
HAYNIES, INC.	863970	07/25/2024	RADIAL SEAL FILTER	02-5-31-35111	18.91
AIRGAS USA, LLC	9151137944	07/25/2024	GLS SFTY V30 ENVISION BLU ...	02-5-31-37321	14.52
MC CANDLESS INTERNATIONAL	P102066263;01	07/25/2024	FILTER ELEMENT, FILTER SERV...	02-5-31-35111	204.55
U.S. TRACTOR INC.	P54879	07/25/2024	FILTER ELEMENT, FILTER ELE...	02-5-31-35111	107.87
XCEL ENERGY	53-1289372-0 07/24/24	07/26/2024	DOWN TOWN LIGHTING	02-5-31-33411	235.86
XCEL ENERGY	53-1003464-7 07/26/24	07/29/2024	TRAFFIC LIGHTS	02-5-31-33411	87.91
XCEL ENERGY	53-1003465-8 07/26/24	07/29/2024	STREET LIGHTS	02-5-31-33411	456.45
<b>Department 31 - STREET MAINTENANCE Total:</b>					<b>36,848.06</b>

Department: 35 - BUILDING INSPECTION

AT&T MOBILITY	PUB INFO/LIB 06/20/24	07/03/2024	FACILITIES TABLET	02-5-35-33211	40.04
AT&T MOBILITY	PW 06/20/24	07/03/2024	VERIZON PORT IPHONE	02-5-35-33211	43.99
AT&T MOBILITY	PW 06/20/24	07/03/2024	DAVID GONZALES	02-5-35-33211	43.99
AT&T MOBILITY	PW 06/20/24	07/03/2024	ZACK STAGGS	02-5-35-33211	43.99
WEX BANK	98057715	07/08/2024	BUILDING INSPECTOR	02-5-35-22111	341.20
PINNACOL ASSURANCE	21728333	07/09/2024	BUILDING INSPECTOR	02-5-35-14211	674.41
ACE HARDWARE OF ALAMOSA	121004	07/11/2024	MENDING BRACE 4X5/8 BB	02-5-35-35211	5.03
AMAZON CAPITAL SERVICES	1H7C-HYNN-DQWC	07/11/2024	FIVE STAR NOTEBOOK, 2 SUBJ...	02-5-35-22791	18.99
HD SUPPLY FORMERLY HOME...	809558232	07/11/2024	TORK TOWEL HAND MULTIFO...	02-5-35-35211	209.68
WHITE HARDWARE CO. INC.	455365/2	07/18/2024	20OZ GREAT STUFF FOAM SEA...	02-5-35-35211	41.97
WHITE HARDWARE CO. INC.	455477/2	07/18/2024	103176 V33 EX HVY ZN	02-5-35-35211	35.98
WHITE HARDWARE CO. INC.	456544/2	07/18/2024	PIPE PEX 3/4IN X 10FT WHITE,...	02-5-35-35211	28.57
WHITE HARDWARE CO. INC.	456560/2	07/18/2024	LAMP FLUOR T8 32W 20K/HR ...	02-5-35-35211	9.99
CARD SERVICE CENTER	1444 07/03/24	07/23/2024	EXAM ITEMS FOR TYLER	02-5-35-32111	240.00
ACE HARDWARE OF ALAMOSA	122893	07/25/2024	RPLC PRESSURE WASHR WAND	02-5-35-35211	19.79
ACE HARDWARE OF ALAMOSA	122960	07/25/2024	BUCKET WHITE OVAL 3GAL, L...	02-5-35-35211	19.78
ACE HARDWARE OF ALAMOSA	122993	07/25/2024	SPRYPNT SR MTEXT R UMBER	02-5-35-35211	32.37
AMAZON CAPITAL SERVICES	1HCG-NPFM-XRJY	07/25/2024	WATCH DOG SMOOTH SURFA...	02-5-35-35211	125.34
VALLEY LOCK & SECURITY INC.	36940	07/25/2024	QUARTERLY MONITORING SE...	02-5-35-35211	75.00

Expense Approval Report

Post Dates: 7/1/2024 - 7/31/2024 Payment Dates: 7/1/2024 - 7/31/2024

Vendor Name	Payable Number	Post Date	Description (Item)	Account Number	Amount
VALLEY LOCK & SECURITY INC.	37069	07/25/2024	QUARTERLY MONITORING SE...	02-5-35-35211	105.00
<b>Department 35 - BUILDING INSPECTION Total:</b>					<b>2,155.11</b>

**Department: 36 - FLEET MAINTENANCE**

TRILLIUM HOLDCO, INC.	10272333	07/03/2024	PREMISE # 304033401	02-5-36-33411	176.76
AT&T MOBILITY	PW 06/20/24	07/03/2024	TIM HILLIS	02-5-36-33211	43.99
PINNACOL ASSURANCE	21728333	07/09/2024	FLEET MAINTENANCE	02-5-36-14211	433.84
XCEL ENERGY	53-8691625-6 07/09/24	07/11/2024	1410 INDEPENDENCE WAY	02-5-36-33411	351.94
CARD SERVICE CENTER	0677 07/03/24	07/23/2024	FOOD FOR PW BBQ	02-5-36-22791	76.48
CARD SERVICE CENTER	1303 07/03/24	07/23/2024	MEAL FOR JAMES MARTINEZ	02-5-36-32111	11.98
CARD SERVICE CENTER	1303 07/03/24	07/23/2024	MEAL FOR JAMES MARTINEZ	02-5-36-32111	10.68
CARD SERVICE CENTER	1303 07/03/24	07/23/2024	LODGING FOR JAMES MARTIN...	02-5-36-32111	968.74
CARD SERVICE CENTER	1303 07/03/24	07/23/2024	MEAL FOR JAMES MARTINEZ	02-5-36-32111	26.78
CARD SERVICE CENTER	1303 07/03/24	07/23/2024	MEAL FOR JAMES MARTINEZ	02-5-36-32111	23.76
CARD SERVICE CENTER	1303 07/03/24	07/23/2024	MEAL FOR JAMES MARTINEZ	02-5-36-32111	20.37
CARD SERVICE CENTER	1303 07/03/24	07/23/2024	MEAL FOR JAMES MARTINEZ	02-5-36-32111	15.00
KIMBALL MIDWEST	102358827	07/25/2024	1/4 USS FLAT WASHER, 3/8 U...	02-5-36-22791	269.77
JAMES C. NOLAN	2407003	07/25/2024	30 12/3 EXTENSION CORD W/L...	02-5-36-37941	421.64
VALLEY LOCK & SECURITY INC.	37082	07/25/2024	QUARTERLY MONITORING SE...	02-5-36-35211	105.00
HAYNIES, INC.	463167	07/25/2024	BLUE GLUE	02-5-36-22791	9.18
HAYNIES, INC.	465073	07/25/2024	BUTT CONNECTOR	02-5-36-22791	6.54
MOTOR PARTS CO, INC	8604-266111	07/25/2024	MP LITHIUM GREASE - 14	02-5-36-45502	137.80
LAWSON PRODUCTS	9311681909	07/25/2024	4.0 NYLON CABLE TIES, 1/4 ST...	02-5-36-22791	66.32
<b>Department 36 - FLEET MAINTENANCE Total:</b>					<b>3,176.57</b>

**Department: 50 - CEMETERY**

AT&T MOBILITY	P&R 06/20/24	07/03/2024	DANNY GOVEA	02-5-50-33211	45.47
PINNACOL ASSURANCE	21728333	07/09/2024	CEMETERY	02-5-50-14211	454.45
ACE HARDWARE OF ALAMOSA	122419	07/11/2024	ADAPT INSRT POLY 1' MPT, C...	02-5-50-22791	29.40
ACE HARDWARE OF ALAMOSA	122571	07/11/2024	PULL UTILITY 6-1/2 ZN, BY PAS...	02-5-50-22791	50.51
MOTOR PARTS CO, INC	8604-265593	07/11/2024	OIL 10W30 FULL SYN	02-5-50-41101	44.10
U.S. TRACTOR INC.	P54792	07/11/2024	DR55, BOLT5H, BOLT5H	02-5-50-41101	8.08
ACE HARDWARE OF ALAMOSA	123064	07/25/2024	ACE SPIKE NAIL 8" 5#	02-5-50-22791	48.58
<b>Department 50 - CEMETERY Total:</b>					<b>680.59</b>

**Department: 51 - PARKS MAINTENANCE**

XCEL ENERGY	53-1055912-9 06/28/24	07/01/2024	SPRINKLER CONTROL	02-5-51-33411	64.91
XCEL ENERGY	53-1193966-5 06/28/24	07/01/2024	CHRISTMAS LIGHTS	02-5-51-33411	65.72
TRILLIUM HOLDCO, INC.	10272332	07/03/2024	PREMISE # 304063359	02-5-51-33411	45.15
TRILLIUM HOLDCO, INC.	10272334	07/03/2024	PREMISE# 304660320	02-5-51-33411	76.54
TRILLIUM HOLDCO, INC.	10272334	07/03/2024	PREMISE# 300044999	02-5-51-33411	141.66
TRILLIUM HOLDCO, INC.	10272334	07/03/2024	PREMISE# 300074729	02-5-51-33411	263.12
AT&T MOBILITY	P&R 06/20/24	07/03/2024	VICENTE APODACA/ JEREMY ...	02-5-51-33211	91.92
XCEL ENERGY	53-1000033-0 07/03/24	07/05/2024	1620 TREMONT AVE	02-5-51-33411	13.39
XCEL ENERGY	53-1027976-6 07/03/24	07/05/2024	DIAMOND DR & CLARK SPRIN...	02-5-51-33411	13.64
WEX BANK	98057715	07/08/2024	PARKS	02-5-51-22111	2,627.69
PINNACOL ASSURANCE	21728333	07/09/2024	PARKS & REC	02-5-51-14211	1,268.77
XCEL ENERGY	53-1000030-7 07/08/24	07/10/2024	407 4TH ST	02-5-51-33411	141.22
XCEL ENERGY	53-1000030-7 07/08/24	07/10/2024	2000 AIRPORT RD	02-5-51-33411	48.02
ACE HARDWARE OF ALAMOSA	122425	07/11/2024	HSE CLMP 11/16 1-1/12 SS, TE...	02-5-51-23711	65.97
ACE HARDWARE OF ALAMOSA	122523	07/11/2024	GRAFITTI REMOVR VOC 16OZ,...	02-5-51-22791	79.14
ACE HARDWARE OF ALAMOSA	122547	07/11/2024	COUPLE SCH40 PVC, RISER 1/...	02-5-51-23711	39.80
NORTH RIVER GREENHOUSE	2024-3932	07/11/2024	SPRING SNOW CRABAPPLE TR...	02-5-51-22791	959.51
NORTH RIVER GREENHOUSE	2024-3979	07/11/2024	CITY'S PORTION OF TREE SHA...	02-5-51-74812	250.00
NORTH RIVER GREENHOUSE	2024-3980	07/11/2024	CITY'S PORTION OF TREE SHAR...	02-5-51-74812	199.96
HEALDWORKS, INC.	2024-69634	07/11/2024	20' STD STEEL STORAGE CONT...	02-5-51-35104	210.00
5 STAR LINE CLEANING SERVI...	2473	07/11/2024	ROTOR ROOTER	02-5-51-35211	200.00
HAYNIES, INC.	457352	07/11/2024	PLATINUM OIL FILTER	02-5-51-41101	7.25
HAYNIES, INC.	457381	07/11/2024	SPIN ON FLUID FILTER	02-5-51-41101	21.12
HAYNIES, INC.	458285	07/11/2024	SPIN ON FUEL FILTER, PLATIN...	02-5-51-41101	-28.37
HAYNIES, INC.	458706	07/11/2024	IN LINE FLUID FILTER, SPIN ON...	02-5-51-35111	28.89
MANUEL VIGIL	639725	07/11/2024	DISC GOLF COURSE CLEAN UP	02-5-51-35104	500.00

Expense Approval Report

Post Dates: 7/1/2024 - 7/31/2024 Payment Dates: 7/1/2024 - 7/31/2024

Vendor Name	Payable Number	Post Date	Description (Item)	Account Number	Amount
MOTOR PARTS CO, INC	8604-263806	07/11/2024	AIR, AIR, OL OW40 FULL SYN	02-5-51-41101	74.36
MOTOR PARTS CO, INC	8604-264668	07/11/2024	OIL 30W-HD	02-5-51-35111	23.88
MOTOR PARTS CO, INC	8604-264698	07/11/2024	HOSE END 3/8 ID 10 P, 20900 ...	02-5-51-35111	8.63
MOTOR PARTS CO, INC	8604-264701	07/11/2024	203400 COUPLING	02-5-51-35111	3.76
MOTOR PARTS CO, INC	8604-265361	07/11/2024	FUEL, OIL FILTER, HYDRAULIC,...	02-5-51-41101	100.76
MOTOR PARTS CO, INC	8604-265391	07/11/2024	AIR, CABIN AIR	02-5-51-41101	111.28
MOTOR PARTS CO, INC	8604-265681	07/11/2024	CABIN AIR	02-5-51-41101	74.88
REDLUND EQUIPMENT	AP01888A	07/11/2024	FUEL FILTER, HY FILTER, EN FIL...	02-5-51-41101	456.35
U.S. TRACTOR INC.	P54720	07/11/2024	WHEEL, SPRING	02-5-51-41101	416.95
XCEL ENERGY	53-0011730298-9 07/11/24	07/15/2024	2190 STATE AVE	02-5-51-33411	104.53
XCEL ENERGY	53-0848716-1 07/12/24	07/15/2024	402 2ND ST UNIT A, CARROLL ...	02-5-51-33411	2,580.76
XCEL ENERGY	53-1166316-2 07/15/24	07/17/2024	COLE PARK	02-5-51-33411	33.23
AMITY WELCH NICHOLSON	000110	07/18/2024	GRAZING MALM TRAIL	02-5-51-35502	1,050.00
ACE HARDWARE OF ALAMOSA	122576	07/18/2024	WD40 SMART STRAW 12OZ , ...	02-5-51-22791	31.70
ACE HARDWARE OF ALAMOSA	122589	07/18/2024	BATTERY ALKALINE 9V 2PK, C...	02-5-51-22791	61.17
ACE HARDWARE OF ALAMOSA	122640	07/18/2024	GRAFITTI REMOVR VOC 16OZ	02-5-51-22791	64.75
ACE HARDWARE OF ALAMOSA	122666	07/18/2024	TRSH BAG 13GAL 9OCT ACE, B...	02-5-51-22791	51.25
ACE HARDWARE OF ALAMOSA	122677	07/18/2024	PRIMER PVC PURPLE, HILLMA...	02-5-51-22791	32.38
ACE HARDWARE OF ALAMOSA	122711	07/18/2024	HOLE PUNCH HOSE 1/4 & 1/2,...	02-5-51-23711	50.34
ACE HARDWARE OF ALAMOSA	122734	07/18/2024	PAIL PAINT 5 QT POLY ACE, EL...	02-5-51-22791	18.87
MONTE VISTA COOP INC.	201159	07/18/2024	AMINE 2, 4-D 1 GAL	02-5-51-35502	1,789.28
HEALDWORKS, INC.	2024-72830	07/18/2024	20' STD STEEL CONTAINER UN...	02-5-51-35104	430.86
WHITE HARDWARE CO. INC.	456313/2	07/18/2024	1/4-20 ZC WING NUTS, NUTS, ...	02-5-51-22791	82.30
WHITE HARDWARE CO. INC.	456502/2	07/18/2024	09320 9 X3 STAR WS GREEN 5,...	02-5-51-22791	165.81
HD SUPPLY FORMERLY HOME...	811898758	07/18/2024	KLEENEX ROLL TOWEL	02-5-51-22791	519.54
HD SUPPLY FORMERLY HOME...	812139780	07/18/2024	RVNS L NTLE GLV, RENOWN L...	02-5-51-22791	664.66
L L JOHNSON DISTRIBUTORS	8137723-00	07/18/2024	FEBCO PVB KIT 765/3/4, 3" PV...	02-5-51-23711	365.62
STEVE HOSTETTER	8552	07/18/2024	GOLF COURSE, ARCHERY RAN...	02-5-51-35502	1,122.00
STEVE HOSTETTER	8566	07/18/2024	PATH AROUND THE LAKE/GOL...	02-5-51-35502	550.00
XCEL ENERGY	53-0848716-1 07/18/24	07/22/2024	402 2ND ST UNIT C	02-5-51-33411	11.64
XCEL ENERGY	53-0848716-1 07/19/24	07/22/2024	402 2ND ST UNIT A	02-5-51-33411	1,031.57
CARD SERVICE CENTER	0719 07/03/24	07/24/2024	BACKPACK SPRAYER, NOZZELS	02-5-51-22791	97.97
CARD SERVICE CENTER	1477 07/03/24	07/24/2024	PARK SIGNS	02-5-51-35211	583.99
GARRISON FENCE	0009068	07/25/2024	1 3/8 FORK ASSEMBLY FLAT B...	02-5-51-22791	13.26
J&J RENTAL CENTERS LLC-AL...	121611-1	07/25/2024	STIHL, FS 111 R	02-5-51-22791	459.99
ACE HARDWARE OF ALAMOSA	122775	07/25/2024	METAL 4 WAY HOSE CONNECT...	02-5-51-23711	104.45
ACE HARDWARE OF ALAMOSA	122807	07/25/2024	RISER 1/2X3/4 MNPT X 6, SH...	02-5-51-22791	84.10
ACE HARDWARE OF ALAMOSA	122882	07/25/2024	HOSE SEAL UNIVERSAL ACE, C...	02-5-51-22791	56.83
ACE HARDWARE OF ALAMOSA	122897	07/25/2024	COMPRESSION COUPLING 1.5,...	02-5-51-22791	47.65
ACE HARDWARE OF ALAMOSA	122918	07/25/2024	BUSHING 2X1.5 SXS SCH40, M...	02-5-51-22791	83.91
ACE HARDWARE OF ALAMOSA	123046	07/25/2024	DRIPPR PRS COMP2GPH BG25,...	02-5-51-23711	107.86
ACE HARDWARE OF ALAMOSA	123048	07/25/2024	HOSECLMP 9/16 - 1-1/16 25PK...	02-5-51-22791	92.20
ACE HARDWARE OF ALAMOSA	123095	07/25/2024	HOE RED SCUFFLE 5.7 5X7, RA...	02-5-51-22791	44.96
NORTH RIVER GREENHOUSE	2024-3934	07/25/2024	ROYAL RAINDROP CRABAPPLE ..	02-5-51-74812	212.64
NORTH RIVER GREENHOUSE	2024-3939	07/25/2024	10 HANGING BASKET	02-5-51-22791	69.90
NORTH RIVER GREENHOUSE	2024-3992	07/25/2024	10" HANGING BASKETS	02-5-51-22791	629.10
ERNEST E. MONDRAGON	2105	07/25/2024	MONTHLY RENTAL DISC GOLF	02-5-51-35104	200.00
ERNEST E. MONDRAGON	2105	07/25/2024	MONTHLY RENTAL DOG PARK	02-5-51-35104	200.00
ERNEST E. MONDRAGON	2105	07/25/2024	CLEANING OF CUSTOMERS TO...	02-5-51-35104	35.00
POOLE CHEMICAL COMPANY ...	2515260	07/25/2024	AMINE 2+4D 2.5 GAL, AGSAV...	02-5-51-35502	2,000.00
VALLEY LOCK & SECURITY INC.	37099	07/25/2024	QUARTERLY MONITORING SE...	02-5-51-35104	120.00
VALLEY LOCK & SECURITY INC.	37100	07/25/2024	QUARTERLY MONITORING SE...	02-5-51-35104	120.00
HUSMANN PLUMBING INC.	51286	07/25/2024	3 DRESSLER PVC, 3 COUPL PVC	02-5-51-23711	79.12
HUSMANN PLUMBING INC.	51404	07/25/2024	21/2 DRESSLER PVC, 21/2 CO...	02-5-51-23711	148.37
MANUEL VIGIL	639726	07/25/2024	DISC GOLF COURSE CLEAN UP	02-5-51-35104	500.00
GARCIA AUTO SALES	658905	07/25/2024	HD FLAT REPAIR - PARKS JOHN...	02-5-51-41101	25.00
L L JOHNSON DISTRIBUTORS	8137722-00	07/25/2024	BODY PACKAGE, CHECK O MA	02-5-51-23711	354.90
XCEL ENERGY	53-1055912-9 07/26/24	07/29/2024	SPRINKLER CONTROL	02-5-51-33411	77.36

Expense Approval Report

Post Dates: 7/1/2024 - 7/31/2024 Payment Dates: 7/1/2024 - 7/31/2024

Vendor Name	Payable Number	Post Date	Description (Item)	Account Number	Amount
XCEL ENERGY	53-1193966-5 07/26/24	07/29/2024	CHRISTMAS LIGHTS	02-5-51-33411	79.79
<b>Department 51 - PARKS MAINTENANCE Total:</b>					<b>26,106.48</b>
<b>Fund 02 - GENERAL FUND Total:</b>					<b>652,658.96</b>

Fund: 03 - ENTERPRISE FUND

Department: 00 - UNDESIGNATED

KANSAS CITY LIFE INSURANCE...	INV0018579	07/11/2024	POLICY 2588692	03-2-00-82513	6.88
MUTUAL OF OMAHA	INV0018585	07/11/2024	VOLUNTARY LIFE	03-2-00-82513	92.52
PERA	INV0018586	07/11/2024	PERA INSURANCE PAYABLE	03-2-00-82517	11.63
PERA	INV0018587	07/11/2024	PERA PAYABLE	03-2-00-82311	6,828.64
PERA	INV0018588	07/11/2024	PERA PAYABLE	03-2-00-82311	4,498.70
VOLUNTARY INVESTMENT PR...	INV0018592	07/11/2024	401K PAYABLE	03-2-00-82414	640.10
VOLUNTARY INVESTMENT PR...	INV0018593	07/11/2024	401K PAYABLE	03-2-00-82414	110.00
COLORADO DEPARTMENT OF ...	INV0018615	07/11/2024	STATE WITHHOLDINGS	03-2-00-82211	1,640.00
UNITED STATES TREASURY	INV0018616	07/11/2024	FEDERAL WITHHOLDINGS	03-2-00-82111	2,743.48
UNITED STATES TREASURY	INV0018617	07/11/2024	MEDICARE TAXES	03-2-00-82111	1,353.50
KANSAS CITY LIFE INSURANCE...	INV0018642	07/25/2024	POLICY 2588692	03-2-00-82513	6.88
MUTUAL OF OMAHA	INV0018648	07/25/2024	VOLUNTARY LIFE	03-2-00-82513	92.52
PERA	INV0018649	07/25/2024	PERA INSURANCE PAYABLE	03-2-00-82517	11.63
PERA	INV0018650	07/25/2024	PERA PAYABLE	03-2-00-82311	6,875.87
PERA	INV0018651	07/25/2024	PERA PAYABLE	03-2-00-82311	4,500.88
VOLUNTARY INVESTMENT PR...	INV0018656	07/25/2024	401K PAYABLE	03-2-00-82414	639.04
VOLUNTARY INVESTMENT PR...	INV0018657	07/25/2024	401K PAYABLE	03-2-00-82414	110.00
COLORADO DEPARTMENT OF ...	INV0018677	07/25/2024	STATE WITHHOLDINGS	03-2-00-82211	1,650.00
UNITED STATES TREASURY	INV0018678	07/25/2024	FEDERAL WITHHOLDINGS	03-2-00-82111	2,749.61
UNITED STATES TREASURY	INV0018679	07/25/2024	MEDICARE TAXES	03-2-00-82111	1,359.52
<b>Department 00 - UNDESIGNATED Total:</b>					<b>35,921.40</b>

Department: 01 - WATER DEPARTMENT

TRILLIUM HOLDCO, INC.	10272333	07/03/2024	PREMISE # 300134804	03-5-01-33411	907.31
TRILLIUM HOLDCO, INC.	10272333	07/03/2024	PREMISE # 300168497	03-5-01-33411	1,390.43
TRILLIUM HOLDCO, INC.	10272333	07/03/2024	PREMISE # 300035060	03-5-01-33411	483.12
TRILLIUM HOLDCO, INC.	10272334	07/03/2024	PREMISE# 300031359	03-5-01-33411	440.97
TRILLIUM HOLDCO, INC.	10272334	07/03/2024	PREMISE# 304242700	03-5-01-33411	455.67
TRILLIUM HOLDCO, INC.	10272334	07/03/2024	PREMISE# 300181075	03-5-01-33411	122.47
TRILLIUM HOLDCO, INC.	10272334	07/03/2024	PREMISE# 304205569	03-5-01-33411	61.24
TRILLIUM HOLDCO, INC.	10272334	07/03/2024	PREMISE# 300004373	03-5-01-33411	1,117.13
TRILLIUM HOLDCO, INC.	10272334	07/03/2024	PREMISE# 300180610	03-5-01-33411	235.20
ANDREGG DAVIS ENGINEERIN...	189	07/03/2024	STRUCTURAL DESIGN FOR SEA...	03-5-01-72241	3,350.00
AT&T MOBILITY	PW 06/20/24	07/03/2024	PAUL HENRY	03-5-01-33211	43.99
AT&T MOBILITY	PW 06/20/24	07/03/2024	TAB AI	03-5-01-33211	40.04
AT&T MOBILITY	PW 06/20/24	07/03/2024	TAB A 2	03-5-01-33211	40.04
CORE & MAIN LP	V021736	07/03/2024	6X1/8 FLG ACC SET 304SS RR ...	03-5-01-72241	74.46
XCEL ENERGY	53-0348997-0 07/03/24	07/05/2024	302 HUNT AVE UNIT COLE	03-5-01-33411	54.76
WEX BANK	98057715	07/08/2024	WATER	03-5-01-22111	1,316.10
PINNACOL ASSURANCE	21728333	07/09/2024	WATER	03-5-01-14211	1,146.42
XCEL ENERGY	53-1000030-7 07/08/24	07/10/2024	RD 109 & 21ST ST	03-5-01-33411	68.44
XCEL ENERGY	53-1000036-3 07/08/24	07/10/2024	131 SANTA FE AVE, 807 WEBE...	03-5-01-33411	3,890.17
GARDNER EXCAVATING	5081 A	07/11/2024	INSTALL NEW FIRE HYDRANT ...	03-5-01-72331	37,500.00
XCEL ENERGY	53-1114279-7 07/09/24	07/11/2024	12TH STREET WELL	03-5-01-33411	269.70
XCEL ENERGY	53-1028550-4 07/11/24	07/15/2024	701 ROSS AVE	03-5-01-33411	213.13
XCEL ENERGY	53-1028550-4 07/11/24	07/15/2024	905 8TH ST	03-5-01-33411	90.25
XCEL ENERGY	53-1028550-4 07/11/24	07/15/2024	701 ROSS AVE	03-5-01-33411	82.72
XCEL ENERGY	53-9503813-8 07/11/24	07/15/2024	607 FOSTER AVE	03-5-01-33411	6.01
MONTE VISTA COOP INC.	1317227	07/18/2024	DEF- BULK, RETAIL DELIVERY F...	03-5-01-22111	289.38
BURNS, FIGA & WILL, P.C.	291247	07/18/2024	LEGAL FEES THROUGH 6/30/24	03-5-01-72335	6,845.00
WHITE HARDWARE CO. INC.	455688/2	07/18/2024	3' FLUTED CONCRETE 1#	03-5-01-35610	6.79
WHITE HARDWARE CO. INC.	455759/2	07/18/2024	18858 BLOCKADE FIRE SEALA...	03-5-01-35311	22.33
GARDNER EXCAVATING	INV0018627	07/18/2024	WASHINGTON AVE - FINAL PA...	03-5-01-72331	12,680.60
XCEL ENERGY	53-0042269-1 07/18/24	07/22/2024	770 N STATE AVE UNIT PUMP	03-5-01-33411	1,623.52
XCEL ENERGY	53-1000036-3 07/19/24	07/22/2024	131 SANTA FE AVE	03-5-01-33411	1,622.65

Expense Approval Report

Post Dates: 7/1/2024 - 7/31/2024 Payment Dates: 7/1/2024 - 7/31/2024

Vendor Name	Payable Number	Post Date	Description (Item)	Account Number	Amount
CARD SERVICE CENTER	1352 07/03/24	07/23/2024	WATER CONFERENCE FOR PA...	03-5-01-32211	545.00
ACE HARDWARE OF ALAMOSA	121023	07/25/2024	TIDE W/ DOWNY 46OZ, PADL...	03-5-01-22791	90.82
ACE HARDWARE OF ALAMOSA	121034	07/25/2024	PADLOCK W/KEY 1.79 SS 3PK	03-5-01-38833	89.98
ACE HARDWARE OF ALAMOSA	122869	07/25/2024	WD40 SMART STRAW 8OZ	03-5-01-22791	25.16
AMAZON CAPITAL SERVICES	1RXY-DQDP-9RMK	07/25/2024	CYEAH 8 PCS PLASTIC FUNNEL...	03-5-01-35321	81.41
AMAZON CAPITAL SERVICES	1VTR-6NWT-KH3T	07/25/2024	FULL MOTION TV MONITOR ...	03-5-01-22791	18.99
SHERWIN WILLIAMS	7076-4	07/25/2024	PRO PARK WB RED, PRO PARK...	03-5-01-35321	197.08
HERITAGE LINKS	7534-004	07/25/2024	CATTAILS IRRIGATION IMPRO...	03-5-01-72331	129,450.32
MOTOR PARTS CO, INC	8604-265753	07/25/2024	8G-8MJ, HYRDAULIC HOSE BU...	03-5-01-35111	30.64
MOTOR PARTS CO, INC	8604-266127	07/25/2024	ENGINE OIL FILTER, CABIN AIR...	03-5-01-35111	25.46
MOTOR PARTS CO, INC	8604-266165	07/25/2024	LUBE SPIN ON	03-5-01-35111	4.72
MOTOR PARTS CO, INC	8604-266186	07/25/2024	PAINTED ROTOR, BRAKE PADS-..	03-5-01-35111	140.37

Department 01 - WATER DEPARTMENT Total: 207,189.99

Department: 02 - SEWER DEPARTMENT

FREMARK, INC	0820440-IN	07/03/2024	LIFT STATION CLEANER AND D...	03-5-02-38833	931.63
TRILLIUM HOLDCO, INC.	10272333	07/03/2024	PREMISE # 300172993	03-5-02-33411	306.36
TRILLIUM HOLDCO, INC.	10272334	07/03/2024	PREMISE# 300030748	03-5-02-33411	117.58
TRILLIUM HOLDCO, INC.	10272334	07/03/2024	PREMISE# 300121002	03-5-02-33411	61.24
TRILLIUM HOLDCO, INC.	10272334	07/03/2024	PREMISE# 300087788	03-5-02-33411	61.24
TRILLIUM HOLDCO, INC.	10272334	07/03/2024	PREMISE# 300046328	03-5-02-33411	76.54
TRILLIUM HOLDCO, INC.	10272334	07/03/2024	PREMISE# 300087780	03-5-02-33411	102.89
CANTY ELECTRICAL, LLC	2027	07/03/2024	FIXED OUTLET ON GENERATOR	03-5-02-38844	322.53
UNCC	224060037	07/03/2024	RTL TRANSMISSIONS ALMS01	03-5-02-35610	112.23
POMP'S TIRE SERVICE, INC.	2490000209	07/03/2024	2 RECAP TIRES	03-5-02-35111	507.20
CUES	970010573	07/03/2024	OZ3 CAMERA	03-5-02-35411	2,974.55
CUES	970011097	07/03/2024	OZ3 CAMERA	03-5-02-71221	2,739.20
AT&T MOBILITY	PW 06/20/24	07/03/2024	DANIEL MONTANO	03-5-02-33211	42.79
XCEL ENERGY	53-0013853900-2 07/03/24	07/05/2024	2044 VIGIL WAY	03-5-02-33411	167.94
XCEL ENERGY	53-0014466805-6 07/03/24	07/05/2024	702 CENTER AVE	03-5-02-33411	56.16
XCEL ENERGY	53-1028550-4 07/05/24	07/08/2024	900 MAROON DR	03-5-02-33411	36.80
WEX BANK	98057715	07/08/2024	SEWER	03-5-02-22111	604.71
PINNACOL ASSURANCE	21728333	07/09/2024	SEWER	03-5-02-14211	734.49
REYNOLDS ENGINEERING CO., ...	24-108	07/11/2024	14TH STREET LIFT STATION	03-5-02-71241	7,500.00
CENTURYLINK	333920807 JULY	07/11/2024	719-589-3544 - SEWER	03-5-02-22791	77.88
XCEL ENERGY	53-1028550-4 07/11/24	07/15/2024	14TH ST & ALA AVE SEWER LI...	03-5-02-33411	18.96
XCEL ENERGY	53-1028550-4 07/11/24	07/15/2024	2949 ANDERSEN CIR UNIT LIFT...	03-5-02-33411	111.71
XCEL ENERGY	53-1028550-4 07/11/24	07/15/2024	2921 1ST ST	03-5-02-33411	120.10
XCEL ENERGY	53-1028550-4 07/11/24	07/15/2024	751 MONROE AVE	03-5-02-33411	24.89
XCEL ENERGY	53-1028550-4 07/11/24	07/15/2024	N END OF LA VETA AVE SEWER..	03-5-02-33411	24.97
XCEL ENERGY	53-1028550-4 07/11/24	07/15/2024	LIFT 531 COTTONWOOD DR	03-5-02-33411	25.72
XCEL ENERGY	53-1028550-4 07/11/24	07/15/2024	1531 11TH ST	03-5-02-33411	30.75
XCEL ENERGY	53-1028550-4 07/11/24	07/15/2024	# LIFT STATION 1999 TREMON...	03-5-02-33411	30.48
XCEL ENERGY	53-1028550-4 07/11/24	07/15/2024	700 COTTONWOOD DR	03-5-02-33411	17.17
XCEL ENERGY	53-1028550-4 07/11/24	07/15/2024	701 WEST AVE BLDG SEWER	03-5-02-33411	159.24
XCEL ENERGY	53-1028550-4 07/11/24	07/15/2024	RD 9 S @ S 109	03-5-02-33411	16.28
XCEL ENERGY	53-1028550-4 07/11/24	07/15/2024	1 RIVERWOOD DR BLDG LIFT	03-5-02-33411	32.19
XCEL ENERGY	53-1028550-4 07/11/24	07/15/2024	NE CORNER OF 12TH & EAST ...	03-5-02-33411	22.95
XCEL ENERGY	53-1028550-4 07/11/24	07/15/2024	151 CRAFT DR BLDG LIFT	03-5-02-33411	20.42
XCEL ENERGY	53-1028550-4 07/11/24	07/15/2024	131 MARKET ST BLDG LIFT	03-5-02-33411	27.90
XCEL ENERGY	53-1028550-4 07/11/24	07/15/2024	726 DEL SOL DR	03-5-02-33411	103.01
XCEL ENERGY	53-1028550-4 07/11/24	07/15/2024	2501 MAIN ST BLDG SEWER	03-5-02-33411	44.37
XCEL ENERGY	53-1028550-4 07/11/24	07/15/2024	105 ALAMOSA AVE BLDG LIFT	03-5-02-33411	-22.55
XCEL ENERGY	53-1028550-4 07/11/24	07/15/2024	MAIN ST & BLANCA AVE SEW...	03-5-02-33411	1,314.83
XCEL ENERGY	53-1028550-4 07/11/24	07/15/2024	213 MURPHY DR APT LIFT	03-5-02-33411	564.22
XCEL ENERGY	53-1028550-4 07/11/24	07/15/2024	2100 STATE AVE	03-5-02-33411	63.97
XCEL ENERGY	53-1028550-4 07/11/24	07/15/2024	39 CASCADE AVE UNIT LIFT ST...	03-5-02-33411	32.55
XCEL ENERGY	53-1028550-4 07/11/24	07/15/2024	722 DEL SOL DR LOT B LIFT	03-5-02-33411	69.10
XCEL ENERGY	53-1028550-4 07/11/24	07/15/2024	TRASH MASHER 2123 OLD AIR...	03-5-02-33411	79.56
XCEL ENERGY	53-1028550-4 07/11/24	07/15/2024	2251 W 7TH ST	03-5-02-33411	87.81
XCEL ENERGY	53-0014593724-7 07/03/24	07/17/2024	2251 W 7TH ST UNIT GEN	03-5-02-33411	54.16

Expense Approval Report

Post Dates: 7/1/2024 - 7/31/2024 Payment Dates: 7/1/2024 - 7/31/2024

Vendor Name	Payable Number	Post Date	Description (Item)	Account Number	Amount
FALCON ENVIRONMENTAL CO...	10745	07/18/2024	RELACE MECHANICAL SEAL, S...	03-5-02-38844	1,789.99
WHITE HARDWARE CO. INC.	825324/2	07/18/2024	80# CONCRETE MIX PALLET	03-5-02-38833	392.69
GARDNER EXCAVATING	INV0018627	07/18/2024	WASHINGTON AVE - FINAL PA...	03-5-02-71221	450.00
GARDNER EXCAVATING	INV0018627	07/18/2024	WASHINGTON AVE - FINAL PA...	03-5-02-73511	7,063.63
GARDNER EXCAVATING	INV0018628	07/18/2024	WASHINGTON AVE. PAY REQ...	03-5-02-71221	41,240.36
XCEL ENERGY	53-0013461364-1	07/18/24	101 LA VETA	03-5-02-33411	52.78
CARD SERVICE CENTER	0677	07/03/24	FOOD FOR PW BBQ	03-5-02-22791	76.48
CARD SERVICE CENTER	1352	07/03/24	INFINITIVE ULTRA	03-5-02-22791	36.83
CARD SERVICE CENTER	1352	07/03/24	WATER CONFERENCE FOR RA...	03-5-02-32211	545.00
ACE HARDWARE OF ALAMOSA	122868	07/25/2024	SHOPTOWEL 10X12, FIRE ANT...	03-5-02-22791	248.75
CARD SERVICE CENTER	1378	07/03/24	INFIN ULTRA	03-5-02-22791	24.38
FASTENAL COMPANY	COALA90828	07/25/2024	1/2X12 MX4 SDS+BIT, 1/2X3 L...	03-5-02-22791	332.56
FASTENAL COMPANY	COALA90982	07/25/2024	REFUND ON ORIG INV# COAL...	03-5-02-22791	-33.72
<b>Department 02 - SEWER DEPARTMENT Total:</b>					<b>72,828.45</b>

Department: 03 - SANITATION DEPARTMENT

TRILLIUM HOLDCO, INC.	10272334	07/03/2024	PREMISE# 304242780	03-5-03-33411	153.09
POMP'S TIRE SERVICE, INC.	2490000162	07/03/2024	2 RECAP TIRES	03-5-03-35111	644.72
MOTOR PARTS CO, INC	8604-265272	07/03/2024	AIR COMPRESSOR	03-5-03-35111	522.54
SAN LUIS VALLEY REGIONAL S...	JUNE 2024	07/03/2024	LANDFILL FEES FOR JUNE	03-5-03-37931	9,893.60
AT&T MOBILITY	PW 06/20/24	07/03/2024	KEITH PRICE	03-5-03-33211	43.99
AT&T MOBILITY	PW 06/20/24	07/03/2024	JOEL HEREDIA	03-5-03-33211	43.99
AT&T MOBILITY	PW 06/20/24	07/03/2024	MARK GONZALES	03-5-03-33211	43.99
WEX BANK	98057715	07/08/2024	SANITATION	03-5-03-22111	3,727.71
PINNACOL ASSURANCE	21728333	07/09/2024	GARBAGE COLLECTION	03-5-03-14211	4,842.16
ACE HARDWARE OF ALAMOSA	122656	07/11/2024	CHAIN OIL 3/16, HILLMAN FA...	03-5-03-35381	19.52
AIRGAS USA, LLC	9151226201	07/11/2024	AR CD25200, ENERGY CHARGE...	03-5-03-35381	162.35
XCEL ENERGY	53-0042982-5	07/11/24	1204 OLD AIRPORT RD UNIT T...	03-5-03-33411	77.45
XCEL ENERGY	53-1028550-4	07/11/24	701 ROSS AVE APT A	03-5-03-33411	13.52
MONTE VISTA COOP INC.	200937	07/18/2024	BOTTLE-FILL / RV PROPANE	03-5-03-37932	14.00
MONTE VISTA COOP INC.	201307	07/18/2024	BOTTLE-FILL / RV PROPANE	03-5-03-37932	14.00
MONTE VISTA COOP INC.	201641	07/18/2024	BOTTLE-FILL / RV PROPANE	03-5-03-37932	-52.88
MONTE VISTA COOP INC.	201739	07/18/2024	BOTTLE-FILL / RV PROPANE	03-5-03-37932	12.60
CARD SERVICE CENTER	1303	07/03/24	WATER FOR SANITATION	03-5-03-22791	19.88
ROBINS CONSTRUCTION	010374	07/25/2024	CONCRETE BLOCKS	03-5-03-37932	1,160.00
J&J RENTAL CENTERS LLC-AL...	118176-1	07/25/2024	1 HOTSY, NOZZLE	03-5-03-37932	4.27
ACE HARDWARE OF ALAMOSA	122994	07/25/2024	PADLOCK 1-3/4, KEYKRAFTER,...	03-5-03-35381	37.90
ACE HARDWARE OF ALAMOSA	123092	07/25/2024	MANRE FRK 5TN FBRGL HNDL,...	03-5-03-22791	57.45
CARD SERVICE CENTER	1378	07/03/24	WATER FOR CREWS	03-5-03-22791	19.88
CARD SERVICE CENTER	1378	07/03/24	PARTS TO REPAIR DUMPSTERS	03-5-03-35381	179.94
HAYNIES, INC.	462234	07/25/2024	ECONOMY AW32 5-GAL, CRI...	03-5-03-37932	91.78
SCHRADER'S GLASS SHOP	8114	07/25/2024	LAMINATED - 42 X 37 (CUT W...	03-5-03-35111	370.00
MOTOR PARTS CO, INC	8604-265415	07/25/2024	6MP-6FPX90	03-5-03-35111	11.28
MOTOR PARTS CO, INC	8604-265786	07/25/2024	COOLING SYS, LUBE, FUEL 1 EA...	03-5-03-35111	114.04
MOTOR PARTS CO, INC	8604-266332	07/25/2024	DOT REFLECTIVE TAPE	03-5-03-35381	10.00
AIRGAS USA, LLC	9151422155	07/25/2024	GLS SFTY GRY ASCRTCH CLSSC...	03-5-03-35381	138.75
CORPORATE BILLING LLC	XA119069128;01	07/25/2024	DOOR HANDLE	03-5-03-35111	192.91
CORPORATE BILLING LLC	XA119069992;01	07/25/2024	SWITCH	03-5-03-35111	183.03
<b>Department 03 - SANITATION DEPARTMENT Total:</b>					<b>22,767.46</b>

Department: 05 - SEWAGE TREATMENT

JVA, INC.	114558	07/03/2024	METALS STUDY	03-5-05-70981	694.00
AT&T MOBILITY	PW 06/20/24	07/03/2024	RANDY MARTINEZ	03-5-05-33211	43.99
WEX BANK	98057715	07/08/2024	WWTP	03-5-05-22111	98.49
PINNACOL ASSURANCE	21728333	07/09/2024	SEWAGE TREATMENT	03-5-05-14211	140.78
ACE HARDWARE OF ALAMOSA	122553	07/11/2024	CLAMP 4-3/32" TO 6" SS	03-5-05-38844	32.29
ACE HARDWARE OF ALAMOSA	122661	07/11/2024	WIRE ROPE CLIP 3/16, THIMBL...	03-5-05-38844	6.41
FEDEX	8-501-47185	07/11/2024	SHIPPING CHARGES	03-5-05-31651	79.93
FEDEX	8-550-28911	07/11/2024	SHIPPING CHARGES	03-5-05-31651	54.94
CARD SERVICE CENTER	1378	07/03/24	FOOD FOR DANIEL - TRAINING	03-5-05-32111	20.00
CARD SERVICE CENTER	1378	07/03/24	DANIEL - PARKING FOR TRAIN...	03-5-05-32111	12.00
CARD SERVICE CENTER	1378	07/03/24	FOOD FOR DANIEL - TRAINING	03-5-05-32111	20.04

Expense Approval Report

Post Dates: 7/1/2024 - 7/31/2024 Payment Dates: 7/1/2024 - 7/31/2024

Vendor Name	Payable Number	Post Date	Description (Item)	Account Number	Amount
CARD SERVICE CENTER	1378 07/03/24	07/25/2024	HOTEL FOR DANIEL - TRAINING	03-5-05-32111	199.99
CARD SERVICE CENTER	1378 07/03/24	07/25/2024	DANIEL - PARKING FOR TRAIN...	03-5-05-32111	3.26
WORLD FUEL SERVICES, INC	2874546-41525	07/25/2024	DIESEL FOR GENERATOR	03-5-05-22112	938.69
HD SUPPLY, INC.	347274	07/25/2024	REPLACEMENT SWING ARM	03-5-05-22791	84.95
VALLEY LOCK & SECURITY INC.	36866	07/25/2024	QUARTERLY MONITORING SE...	03-5-05-35211	75.00
HAYNIES, INC.	464227	07/25/2024	6MO WTY BAT, CORE DEPOSIT...	03-5-05-38844	474.04
FEDEX	8-480-66493	07/25/2024	SHIPPING CHARGES	03-5-05-31651	67.93
FEDEX	8-487-32195	07/25/2024	SHIPPING CHARGES	03-5-05-31651	82.84
FEDEX	8-563-17998	07/25/2024	SHIPPING CHARGES	03-5-05-31651	182.74
ACZ LABORATORIES, INC	91144	07/25/2024	2ND SET OF NONYLPHENOL S...	03-5-05-31651	361.30
<b>Department 05 - SEWAGE TREATMENT Total:</b>					<b>3,673.61</b>

Department: 06 - WATER TREATMENT

TRILLIUM HOLDCO, INC.	10272332	07/03/2024	PREMISE # 304126119	03-5-06-33411	6,396.59
PVS DX INC.	737002114-24	07/03/2024	SODIUM HYPOCHLORITE	03-5-06-22391	16,963.06
AT&T MOBILITY	PW 06/20/24	07/03/2024	WTP CALL OUT	03-5-06-33211	43.99
PINNACOL ASSURANCE	21728333	07/09/2024	WATER TREATMENT - WATER	03-5-06-14211	280.04
PVS DX INC.	737002325-24	07/11/2024	FERRIC CHLORIDE	03-5-06-22391	16,304.22
XCEL ENERGY	53-1028550-4 07/11/24	07/15/2024	702 BELL AVE	03-5-06-33411	1,895.94
ACE HARDWARE OF ALAMOSA	123063	07/25/2024	ANGL SFT TOILET PAPER, ODO...	03-5-06-22791	64.35
ACE HARDWARE OF ALAMOSA	123086	07/25/2024	UNION SCH40 PVC 1/2 FIP, M...	03-5-06-22791	12.73
STEFFENS QUALITY PLUMBING..	22549	07/25/2024	SERVICE CALL AT WATER TRE...	03-5-06-34105	145.00
VALLEY LOCK & SECURITY INC.	36943	07/25/2024	QUARTERLY MONITORING SE...	03-5-06-34105	75.00
VALLEY LOCK & SECURITY INC.	37119	07/25/2024	QUARTERLY MONITORING SE...	03-5-06-34105	120.00
FEDEX	8-494-60963	07/25/2024	SHIPPING CHARGES	03-5-06-31651	221.94
<b>Department 06 - WATER TREATMENT Total:</b>					<b>42,522.86</b>
<b>Fund 03 - ENTERPRISE FUND Total:</b>					<b>384,903.77</b>

Fund: 05 - STREETS TRUST FUND

Department: 40 - CAPITAL IMPROVEMENTS

CROWN USA INCORPORATED	28106	07/03/2024	HEAT TAPE WASHINGTON AVE	05-5-40-73112	3,755.81
DOUBLE S STONE & SUPPLY	003389	07/18/2024	CONCRETE REPLACEMENT	05-5-40-73114	1,135.00
REYNOLDS ENGINEERING CO., ...	24-105	07/18/2024	WASHINGTON AVE	05-5-40-73112	2,100.00
GARDNER EXCAVATING	5083A	07/18/2024	WEST 7TH STREET RECONSTR...	05-5-40-73113	21,312.00
GARDNER EXCAVATING	INV0018627	07/18/2024	WASHINGTON AVE - FINAL PA...	05-5-40-73112	44,364.05
GARDNER EXCAVATING	INV0018628	07/18/2024	WASHINGTON AVE. PAY REQ...	05-5-40-73112	227,107.95
<b>Department 40 - CAPITAL IMPROVEMENTS Total:</b>					<b>299,774.81</b>
<b>Fund 05 - STREETS TRUST FUND Total:</b>					<b>299,774.81</b>

Fund: 06 - CEMETERY ENDOWMENT

Department: 59 - CEMETERY ENDOWMENT

WEX BANK	98057715	07/08/2024	CEMETERY	06-5-59-22111	295.48
MONTE VISTA COOP INC.	200168	07/18/2024	BOTTLE-FILL / RV PROPANE	06-5-59-33413	16.46
MONTE VISTA COOP INC.	376159	07/18/2024	BOTTLE-FILL / RV PROPANE	06-5-59-33413	16.46
<b>Department 59 - CEMETERY ENDOWMENT Total:</b>					<b>328.40</b>
<b>Fund 06 - CEMETERY ENDOWMENT Total:</b>					<b>328.40</b>

Fund: 11 - CONSERVATION TRUST

Department: 60 - CONSERVATION TRUST

BILLINGS ELECTRIC, INC.	11119	07/11/2024	MATERIAL, LIFT RENTED, LAB...	11-5-60-32911	597.25
LA GARITA MOUNTAIN NURS...	ALAMOSA-PARKS	07/11/2024	BLUE SPRUCE 5', BLUE SPRUCE...	11-5-60-43941	2,280.00
ALCON CONSTRUCTION INC.	6598	07/18/2024	COLE PARK SKATE PARK REPAIR	11-5-60-32911	1,636.77
PUSH PEDAL PULL	385780	07/25/2024	BICEPS TRICEPS STATION, LAT ...	11-5-60-74811	33,509.98
<b>Department 60 - CONSERVATION TRUST Total:</b>					<b>38,024.00</b>
<b>Fund 11 - CONSERVATION TRUST Total:</b>					<b>38,024.00</b>

Fund: 13 - EMPLOYEE BENEFIT

Department: 62 - EMPLOYEE BENEFIT

DELTA DENTAL OF COLORADO	1630386	07/02/2024	PREMIUMS FOR JULY	13-5-62-14151	7,920.95
TRIAD EAP	TRI-IN-100443	07/03/2024	3RD QUARTER FEES	13-5-62-14171	1,166.40
CARD SERVICE CENTER	0693 07/03/24	07/17/2024	WELLNESS WINNERS GIFT CA...	13-5-62-14161	100.00
CIGNA	INV0018681	07/22/2024	MEMBER PREMIUMS	13-5-62-14111	41,903.70



Expense Approval Report

Post Dates: 7/1/2024 - 7/31/2024 Payment Dates: 7/1/2024 - 7/31/2024

Vendor Name	Payable Number	Post Date	Description (Item)	Account Number	Amount
CIGNA	INV0018681	07/22/2024	CIGNA CLAIMS 1ST SW BANK	13-5-62-14131	97,258.06
VSP VISION CARE	INV0018680	07/24/2024	PREMIUMS FOR JULY	13-5-62-14152	4,302.35
<b>Department 62 - EMPLOYEE BENEFIT Total:</b>					<b>152,651.46</b>
<b>Fund 13 - EMPLOYEE BENEFIT Total:</b>					<b>152,651.46</b>

Fund: 19 - COMMUNITY RECREATION

Department: 00 - UNDESIGNATED

PERA	INV0018562	07/01/2024	PERA PAYABLE	19-2-00-82311	75.10
COLORADO DEPARTMENT OF ...	INV0018563	07/01/2024	STATE WITHHOLDINGS	19-2-00-82211	5.00
UNITED STATES TREASURY	INV0018564	07/01/2024	MEDICARE TAXES	19-2-00-82111	9.16
JESSICA FELICIANO	13905	07/11/2024	REFUND FOR COED SAND VOL...	19-4-00-68521	20.00
SUN VALLEY RIDES LLC	INV0018572	07/11/2024	CARNIVAL PRE- SALES	19-4-00-68191	2,352.63
AFLAC	INV0018581	07/11/2024	AFLAC	19-2-00-82520	8.82
CONTINENTAL AMERICAN INS...	INV0018582	07/11/2024	CONTINENTAL AMERICAN INS...	19-2-00-82521	27.03
AFLAC	INV0018583	07/11/2024	AFLAC PT	19-2-00-82520	17.40
CONTINENTAL AMERICAN INS...	INV0018584	07/11/2024	CONTINENTAL AMERICAN INS...	19-2-00-82521	46.32
MUTUAL OF OMAHA	INV0018585	07/11/2024	VOLUNTARY LIFE	19-2-00-82513	13.26
PERA	INV0018587	07/11/2024	PERA PAYABLE	19-2-00-82311	5,240.87
PERA	INV0018588	07/11/2024	PERA PAYABLE	19-2-00-82311	9,029.94
PERA	INV0018589	07/11/2024	PERA RETIREE PAYABLE	19-2-00-82311	78.60
VOLUNTARY INVESTMENT PR...	INV0018594	07/11/2024	401K PAYABLE	19-2-00-82414	200.00
COLORADO DEPARTMENT OF ...	INV0018615	07/11/2024	STATE WITHHOLDINGS	19-2-00-82211	1,960.99
UNITED STATES TREASURY	INV0018616	07/11/2024	FEDERAL WITHHOLDINGS	19-2-00-82111	2,818.85
UNITED STATES TREASURY	INV0018617	07/11/2024	MEDICARE TAXES	19-2-00-82111	1,720.96
PEOPLE CARE HEALTH SERVIC...	14537	07/25/2024	REFUND FOR - AFRC DUAL M...	19-4-00-68523	315.00
AFLAC	INV0018644	07/25/2024	AFLAC	19-2-00-82520	8.82
CONTINENTAL AMERICAN INS...	INV0018645	07/25/2024	CONTINENTAL AMERICAN INS...	19-2-00-82521	27.03
AFLAC	INV0018646	07/25/2024	AFLAC PT	19-2-00-82520	17.40
CONTINENTAL AMERICAN INS...	INV0018647	07/25/2024	CONTINENTAL AMERICAN INS...	19-2-00-82521	46.32
MUTUAL OF OMAHA	INV0018648	07/25/2024	VOLUNTARY LIFE	19-2-00-82513	13.26
PERA	INV0018650	07/25/2024	PERA PAYABLE	19-2-00-82311	5,203.63
PERA	INV0018651	07/25/2024	PERA PAYABLE	19-2-00-82311	9,724.65
PERA	INV0018652	07/25/2024	PERA RETIREE PAYABLE	19-2-00-82311	94.11
PERA	INV0018653	07/25/2024	PERA RETIREE PAYABLE	19-2-00-82311	77.78
COLORADO DEPARTMENT OF ...	INV0018677	07/25/2024	STATE WITHHOLDINGS	19-2-00-82211	2,038.99
UNITED STATES TREASURY	INV0018678	07/25/2024	FEDERAL WITHHOLDINGS	19-2-00-82111	2,835.35
UNITED STATES TREASURY	INV0018679	07/25/2024	MEDICARE TAXES	19-2-00-82111	1,812.64
<b>Department 00 - UNDESIGNATED Total:</b>					<b>45,839.91</b>

Department: 54 - LIBRARY

AMAZON CAPITAL SERVICES	11FD-YNCY-LW7P	07/03/2024	SUPPLIES FOR ESCAPE ROOM	19-5-54-22791	86.42
AMAZON CAPITAL SERVICES	14GV-1VJ4-11C1	07/03/2024	DVD'S	19-5-54-35102	14.98
AMAZON CAPITAL SERVICES	16JP-4GL9-7N1J	07/03/2024	ADULT BOOK	19-5-54-35101	19.49
MEGHAN MARIE MCENENY C...	1986	07/03/2024	PUPPET SHOW - SUMMER RE...	19-5-54-35372	475.00
AMAZON CAPITAL SERVICES	1GM9-LVDH-1NJQ	07/03/2024	DVD'S	19-5-54-35102	15.99
AMAZON CAPITAL SERVICES	1RTG-QPWC-GMJV	07/03/2024	DVD'S	19-5-54-35102	188.20
DEMCO INC.	7490206	07/03/2024	CHAIRS	19-5-54-45101	3,823.95
INGRAM LIBRARY SERVICE	82490019	07/03/2024	ADULT BOOKS	19-5-54-35101	154.38
INGRAM LIBRARY SERVICE	82490020	07/03/2024	ADULT BOOKS	19-5-54-35101	23.51
GOBINS INC	AR4435789	07/03/2024	LIBRARY COLOR	19-5-54-21151	528.99
GOBINS INC	AR4435789	07/03/2024	LIBRARY SERVICES	19-5-54-21151	73.43
PINNACOL ASSURANCE	21728333	07/09/2024	LIBRARY	19-5-54-14211	139.48
LIBRARY IDEAS LLC	104193	07/11/2024	VOX BOOKS FOR CHILDREN	19-5-54-35101	1,260.64
AMAZON CAPITAL SERVICES	1679-MHGM-NFJV	07/11/2024	ADULT BOOKS	19-5-54-35101	19.79
AMAZON CAPITAL SERVICES	174M-XKY4-7HW6	07/11/2024	ADULT BOOKS	19-5-54-35101	17.99
AMAZON CAPITAL SERVICES	1D73-WL76-F7V1	07/11/2024	PERIPHERALS FOR CHROME...	19-5-54-21111	69.97
AMAZON CAPITAL SERVICES	1HHK-LCMX-JNYC	07/11/2024	DVD'S	19-5-54-35102	23.99
AMAZON CAPITAL SERVICES	1HWJ-MPFT-K44Q	07/11/2024	FUSEABLE BEADS FOR TIERRA...	19-5-54-22791	16.99
AMAZON CAPITAL SERVICES	1JHG-3GJX-WQP7	07/11/2024	DVD'S	19-5-54-35102	14.99
AMAZON CAPITAL SERVICES	1Q6T-LPTH-TXQH	07/11/2024	DVD'S	19-5-54-35102	24.96
AMAZON CAPITAL SERVICES	1V1N-Q1KY-MDWT	07/11/2024	DVD'S	19-5-54-35102	103.97

Expense Approval Report

Post Dates: 7/1/2024 - 7/31/2024 Payment Dates: 7/1/2024 - 7/31/2024

Vendor Name	Payable Number	Post Date	Description (Item)	Account Number	Amount
AMAZON CAPITAL SERVICES	1V4F-FTWP-49LC	07/11/2024	SIGN LANGUAGE KIT REPLAC...	19-5-54-35101	119.79
AMAZON CAPITAL SERVICES	1X3T-M4C7-JP4K	07/11/2024	DVD'S	19-5-54-35102	10.99
COLORADO LIBRARY CONSORT..	205849	07/11/2024	BARCODES	19-5-54-22791	137.09
INGRAM LIBRARY SERVICE	82584736	07/11/2024	ADULT BOOKS	19-5-54-35101	286.80
INGRAM LIBRARY SERVICE	82584737	07/11/2024	ADULT BOOKS	19-5-54-35101	16.72
INGRAM LIBRARY SERVICE	82605803	07/11/2024	ADULT BOOKS	19-5-54-35101	16.83
INGRAM LIBRARY SERVICE	82605804	07/11/2024	ADULT BOOKS	19-5-54-35101	18.06
JOHN S. WEEKS	INV0018570	07/11/2024	STEVE WEEKS MUSIC PERFO...	19-5-54-35372	300.00
CARD SERVICE CENTER	0439 07/03/24	07/24/2024	D&D SNACKS	19-5-54-22791	46.12
CARD SERVICE CENTER	0439 07/03/24	07/24/2024	D&D VOLUNTEER LUNCH	19-5-54-22791	94.58
CARD SERVICE CENTER	0439 07/03/24	07/24/2024	D&D SNACKS AND AWNING	19-5-54-22791	110.28
CARD SERVICE CENTER	0439 07/03/24	07/24/2024	LUNCH FOR TRAINING	19-5-54-22791	50.92
CARD SERVICE CENTER	0439 07/03/24	07/24/2024	SNACKS FOR QUILT RECEPTION	19-5-54-22791	48.67
CARD SERVICE CENTER	0439 07/03/24	07/24/2024	LUNCH FOR TRAINING	19-5-54-22791	53.78
CARD SERVICE CENTER	0439 07/03/24	07/24/2024	PIZZA FOR BOOK CLUB	19-5-54-22791	49.84
CARD SERVICE CENTER	0439 07/03/24	07/24/2024	SNACKS FOR ADULT D&D	19-5-54-22791	19.28
CARD SERVICE CENTER	0439 07/03/24	07/24/2024	PAPER MINIS FOR D&D	19-5-54-22791	2.06
CARD SERVICE CENTER	0439 07/03/24	07/24/2024	USA TODAY SUBSCRIPTION	19-5-54-35101	29.77
CARD SERVICE CENTER	0439 07/03/24	07/24/2024	USA TODAY SUBSCRIPTION	19-5-54-35101	34.00
CARD SERVICE CENTER	0439 07/03/24	07/24/2024	HOTEL FOR SUMMER PRESEN...	19-5-54-35372	98.26
CARD SERVICE CENTER	0439 07/03/24	07/24/2024	PARK PROGRAM FOOD AND S...	19-5-54-39101	52.50
CARD SERVICE CENTER	0439 07/03/24	07/24/2024	CRICUT STENCIL PURCHASE	19-5-54-39101	1.02
CARD SERVICE CENTER	0439 07/03/24	07/24/2024	PARK PROGRAM SUPPLIES	19-5-54-39101	9.76
CARD SERVICE CENTER	0439 07/03/24	07/24/2024	BOOK CLUB SNACKS	19-5-54-39101	30.42
CARD SERVICE CENTER	0439 07/03/24	07/24/2024	PIZZA FOR PARK PROGRAM	19-5-54-39101	58.87
CARD SERVICE CENTER	0439 07/03/24	07/24/2024	FOOD FOR PARK PARENT NIG...	19-5-54-39101	45.47
CARD SERVICE CENTER	0439 07/03/24	07/24/2024	FOOD FOR PARK PARENT NIG...	19-5-54-39101	227.62
CARD SERVICE CENTER	0439 07/03/24	07/24/2024	NEW YORK TIMES SUBSCRIPTI...	19-5-54-39101	20.00
CARD SERVICE CENTER	0439 07/03/24	07/24/2024	PIZZA FOR TAB	19-5-54-39101	27.52
MID AMERICAN BOOKS	0040862	07/25/2024	CHILDREN'S BOOKS	19-5-54-35101	906.15
AMAZON CAPITAL SERVICES	13JC-1V9L-M1D9	07/25/2024	PINS FOR SUMMER READING	19-5-54-35372	165.22
ALPINE ACHIEVERS INITIATIVE	1427	07/25/2024	PARK PROGRAM STAFF - AME...	19-5-54-39101	1,500.00
AMAZON CAPITAL SERVICES	1CMX-JYQM-MHFH	07/25/2024	EARBUDS AND WIPES	19-5-54-22791	54.62
AMAZON CAPITAL SERVICES	1JCX-GMGH-KX4K	07/25/2024	D&D DICE	19-5-54-22791	21.99
AMAZON CAPITAL SERVICES	1KTC-CWWQ-MFYC	07/25/2024	DREAMCATCHER SUPPLIES	19-5-54-22791	27.96
AMAZON CAPITAL SERVICES	1KWV-M3R7-MX9G	07/25/2024	PARK PROGRAM SUPPLIES	19-5-54-39101	28.38
AMAZON CAPITAL SERVICES	1W9P-3CNN-FF7J	07/25/2024	MINI GOLF SUPPLIES	19-5-54-22791	109.99
INGRAM LIBRARY SERVICE	82659243	07/25/2024	ADULT BOOKS	19-5-54-35101	225.04
INGRAM LIBRARY SERVICE	82659244	07/25/2024	AUDIOBOOK	19-5-54-35102	24.82
INGRAM LIBRARY SERVICE	82659245	07/25/2024	ADULT BOOKS	19-5-54-35101	66.86
INGRAM LIBRARY SERVICE	82751815	07/25/2024	ADULT BOOKS	19-5-54-35101	181.41
INGRAM LIBRARY SERVICE	82768750	07/25/2024	ADULT BOOKS	19-5-54-35101	93.36
INGRAM LIBRARY SERVICE	82768751	07/25/2024	AUDIOBOOK	19-5-54-35102	20.77
INGRAM LIBRARY SERVICE	82768752	07/25/2024	ADULT BOOKS	19-5-54-35101	6.20
INGRAM LIBRARY SERVICE	82768753	07/25/2024	AUDIOBOOK	19-5-54-35102	47.71
INGRAM LIBRARY SERVICE	82788672	07/25/2024	ADULT BOOK	19-5-54-35101	32.85
INGRAM LIBRARY SERVICE	82788673	07/25/2024	ADULT BOOKS	19-5-54-35101	184.82
PLASTIC FULFILLMENT INC.	8392	07/25/2024	LIBRARY CARDS	19-5-54-22791	658.00
ANN LINCOLN	INV0018639	07/25/2024	FOAM PARTY - SUMMER READ..	19-5-54-35372	400.00
MARIA KRAMER	INV0018640	07/25/2024	FOOD FOR PARENT NIGHT	19-5-54-39101	505.44
<b>Department 54 - LIBRARY Total:</b>					<b>14,375.72</b>
<b>Department: 66 - COMMUNITY RECREATION</b>					
TRILLIUM HOLDCO, INC.	10272334	07/03/2024	PREMISE# 300129562	19-5-66-33411	470.36
TRILLIUM HOLDCO, INC.	10272334	07/03/2024	PREMISE# 304644947	19-5-66-33411	1,969.70
GOBINS INC	AR4435789	07/03/2024	P&R COLOR	19-5-66-35341	148.50
GOBINS INC	AR4435789	07/03/2024	P&R SERVICES	19-5-66-35341	73.43
AT&T MOBILITY	P&R 06/20/24	07/03/2024	DALTON CARLEO/ DON MEN...	19-5-66-33211	136.41
AT&T MOBILITY	P&R 06/20/24	07/03/2024	ANDREW RICE	19-5-66-33211	50.54
AT&T MOBILITY	PUB INFO/LIB 06/20/24	07/03/2024	MARIA KRAMER - LIBRARY	19-5-66-33211	43.99
XCEL ENERGY	53-0013042932-1	07/03/2024	555 FOSTER AVE	19-5-66-33411	21.91

Expense Approval Report

Post Dates: 7/1/2024 - 7/31/2024 Payment Dates: 7/1/2024 - 7/31/2024

Vendor Name	Payable Number	Post Date	Description (Item)	Account Number	Amount
XCEL ENERGY	53-1142143-3 07/02/24	07/05/2024	2222 OLD AIRPORT RD APT REC	19-5-66-33411	1,842.72
XCEL ENERGY	53-1142143-3 07/02/24 (2)	07/05/2024	2222 OLD SANFORD RD APT R...	19-5-66-33411	4.79
PINNACOL ASSURANCE	21728333	07/09/2024	PARKS - HEALTH SPA	19-5-66-14211	1,472.05
FREMAREK, INC	0821512-IN	07/11/2024	HAWG HAIR H S BUFF 13	19-5-66-22411	54.33
BILLINGS ELECTRIC, INC.	11120	07/11/2024	MATERIAL,LIFT RENTED, LABO...	19-5-66-32611	2,133.49
AMAZON CAPITAL SERVICES	117F-Y4RP-GNPF	07/11/2024	SAVITA 8PCS NEEDLE INFLATI...	19-5-66-22791	15.98
ACE HARDWARE OF ALAMOSA	122561	07/11/2024	SR 5IN1 SPRY FLT WH 12OZ	19-5-66-22411	8.09
ACE HARDWARE OF ALAMOSA	122614	07/11/2024	FILTER AIR PLEAT 20X20X1	19-5-66-22411	75.49
ACE HARDWARE OF ALAMOSA	122679	07/11/2024	KEYKRAFTER #95 BRASS, KEYK...	19-5-66-22791	9.13
SKIBALLS RUNNING WORLD	12304	07/11/2024	POLOS LARGE, JACKET	19-5-66-37321	143.00
SKIBALLS RUNNING WORLD	12307	07/11/2024	PASTEL BLUE	19-5-66-32611	12.00
SKIBALLS RUNNING WORLD	12317	07/11/2024	BLACK/ CHARCOAL HATS	19-5-66-22791	72.00
ERNEST E. MONDRAGON	2084	07/11/2024	MONTHLY RENTAL AND SERVI...	19-5-66-32611	240.00
ERNEST E. MONDRAGON	2084	07/11/2024	NORTH RIVER PAVILION UNIT	19-5-66-46130	120.00
VALLEY COURIER INC.	INV0018571	07/11/2024	48 WEEK SUBSCRIPTION REN...	19-5-66-32311	135.00
SPORTS IMPORTS INC.	INV20749	07/11/2024	ADAPTOR SLEEVES, ALL CARB...	19-5-66-32611	4,288.90
DAREN RODRIGUEZ	062901	07/18/2024	WASHER REPAIR FOR ALAMO...	19-5-66-41101	263.61
ACE HARDWARE OF ALAMOSA	122818	07/18/2024	SGN PLS KP DR CLSD 2X8, EMP...	19-5-66-22791	37.90
SKIBALLS RUNNING WORLD	12325	07/18/2024	SAFETY PINK, ELECTRIC BLUE, ...	19-5-66-22791	350.00
AMAZON CAPITAL SERVICES	19YR-NPK3-MQNV	07/18/2024	NIUBEE 6-PACK ACRYLIC BRO...	19-5-66-21111	76.27
AMAZON CAPITAL SERVICES	1H37-LV1Y-17YD	07/18/2024	96 COUNT VARIETY COFFEE P...	19-5-66-22791	63.10
AMAZON CAPITAL SERVICES	1HR7-PMHH-DDW1	07/18/2024	60 NUMBERS REFLECTIVE AD...	19-5-66-22791	23.64
AMAZON CAPITAL SERVICES	1K6J-DMR4-KLCX	07/18/2024	VELCRO BRAND HEAVY DUTY ...	19-5-66-21111	77.51
AMAZON CAPITAL SERVICES	1RLM-FN1Y-Q91N	07/18/2024	BUSINESS SOURCE PREMIUM ...	19-5-66-21111	222.98
ALCON CONSTRUCTION INC.	3	07/18/2024	REC ROOF EXTENSION, STUCC...	19-5-66-74811	15,061.46
MAXWELL MARKETING ASSOC...	3189952-IN	07/18/2024	RIO TRIO	19-5-66-46130	451.83
WHITE HARDWARE CO. INC.	455525/2	07/18/2024	3/4 4X8 WAFER BOARD/ OSB	19-5-66-43814	77.78
WHITE HARDWARE CO. INC.	455958/2	07/18/2024	502W 40IN TENSION ROD WHT	19-5-66-22411	9.79
XCEL ENERGY	53-1142143-3 07/16/24	07/18/2024	2222 OLD SANFORD RD APT R...	19-5-66-33411	99.50
SHERWIN WILLIAMS	6662-2	07/18/2024	650996135 PROBLOCK O	19-5-66-22411	17.78
MOTOR PARTS CO, INC	8604-266651	07/18/2024	CAP GAS	19-5-66-41101	12.18
CARD SERVICE CENTER	1402 07/03/24	07/24/2024	PIZZA (TRACK MEET VOLUNTE...	19-5-66-32611	118.46
CARD SERVICE CENTER	1402 07/03/24	07/24/2024	WATER (TRACK MEET VOLUN...	19-5-66-32611	20.60
CARD SERVICE CENTER	1402 07/03/24	07/24/2024	ICE	19-5-66-32611	14.21
ACE HARDWARE OF ALAMOSA	122650	07/25/2024	FUSETRON 60A EASYID CD/2	19-5-66-22411	50.38
ACE HARDWARE OF ALAMOSA	122684	07/25/2024	LED MR16GU5.3 DL 50W 3PK	19-5-66-22411	41.38
ACE HARDWARE OF ALAMOSA	123009	07/25/2024	CLORX CLEANUP FRESH 32OZ,...	19-5-66-22791	15.08
ACE HARDWARE OF ALAMOSA	123084	07/25/2024	HILLMAN FASTENERS	19-5-66-22791	12.71
ACE HARDWARE OF ALAMOSA	123104	07/25/2024	STAPLE GALV #11 1.5OZ, HILL...	19-5-66-22791	8.22
ACE HARDWARE OF ALAMOSA	123106	07/25/2024	KEY SCHLANGE BLUE SC1, RIN...	19-5-66-22791	14.71
AMAZON CAPITAL SERVICES	1JQQ-MHD3-M4F7	07/25/2024	SWINGLINE 3 HOLE PUNCH, L...	19-5-66-21111	239.52
AMAZON CAPITAL SERVICES	1N4W-1WM3-3WK9	07/25/2024	LYELFE 2 PACK BATTLE ROPE ...	19-5-66-22791	74.74
SAND DUNES RECREATION, LLC	3013	07/25/2024	RAINBOW TROUT F.O.B, BV P...	19-5-66-43814	1,500.00
VALLEY LOCK & SECURITY INC.	36860	07/25/2024	QUARTERLY MONITORING SE...	19-5-66-35341	120.00
VALLEY LOCK & SECURITY INC.	37079	07/25/2024	QUARTERLY MONITORING SE...	19-5-66-35341	150.00
VALLEY LOCK & SECURITY INC.	37169	07/25/2024	MONTHLY MONITORING SERV...	19-5-66-35341	40.00
THOMAS EVANCICH III	INV0018634	07/25/2024	PERIODIC ANNUAL INSPECTIO...	19-5-66-22411	400.00

Department 66 - COMMUNITY RECREATION Total: 33,207.15

Department: 69 - GOLF COURSE

CARD SERVICE CENTER	0701 06/28/24	07/02/2024	WHEN I WORK (SCHEDULING ...	19-5-69-32312	25.00
CARD SERVICE CENTER	0701 06/28/24	07/02/2024	AUTO BRITE	19-5-69-41101	69.01
VOLVIK	138257	07/03/2024	COLORED GOLF BALLS, DISCO...	19-5-69-69550	737.47
WORLD FUEL SERVICES, INC	2833032-41525	07/03/2024	UNLEADED	19-5-69-22111	824.70
TAYLORMADE GOLF COMPAN...	37536751	07/03/2024	P790 IRON SET, Qi10 DRIVER, ...	19-5-69-69550	2,129.95
TAYLORMADE GOLF COMPAN...	37539169	07/03/2024	SPIDER TOUR X PUTTER, FREI...	19-5-69-69550	527.92
PRESTIGE FLAG	739721	07/03/2024	EMBOIDERED LOGO FLAG, RE...	19-5-69-31345	1,146.91
ACUSHNET COMPANY INC.	918284628	07/03/2024	TITLEIST GOLF BALLS, FREIGHT	19-5-69-69550	515.07
ACUSHNET COMPANY INC.	918295430	07/03/2024	TITLEIST GOLF BALLS, FREIGHT	19-5-69-69550	516.58
COBRA PUMA GOLF INCORPO...	G3583054	07/03/2024	PUMA MEN'S APPAREL, FREI...	19-5-69-69550	3,011.90
COBRA PUMA GOLF INCORPO...	G3626499	07/03/2024	PUMA MEN'S APPAREL, FREI...	19-5-69-69550	2,386.16

Expense Approval Report

Post Dates: 7/1/2024 - 7/31/2024 Payment Dates: 7/1/2024 - 7/31/2024

Vendor Name	Payable Number	Post Date	Description (Item)	Account Number	Amount
COBRA PUMA GOLF INCORPO...	G3673842	07/03/2024	PUMA MEN'S APPAREL, FREI...	19-5-69-69550	2,570.94
TARGET SPECIALTY PRODUCTS	INVP501520325	07/03/2024	TURF FUEL BASE N25, TURF F...	19-5-69-35501	4,769.00
AT&T MOBILITY	P&R 06/20/24	07/03/2024	PARKS & REC TABLET	19-5-69-33211	40.04
ACE HARDWARE OF ALAMOSA	122499	07/11/2024	TOWEL CHOOSE A SHEET, SPR...	19-5-69-31345	68.65
ACE HARDWARE OF ALAMOSA	122577	07/11/2024	TERM RNG16-14G8-10SD10PK...	19-5-69-31345	12.70
ACE HARDWARE OF ALAMOSA	122716	07/11/2024	SPRINKLER POPUP ADJ 3.93	19-5-69-31345	12.59
FERGUSON WATERWORKS #1...	1529829	07/11/2024	GOLF RTR VLV SELECTOR KEY ...	19-5-69-31345	30.26
L L JOHNSON DISTRIBUTORS	1932680-00	07/11/2024	CUP- SCALP. ANTI BOTH	19-5-69-41101	41.15
WORLD FUEL SERVICES, INC	2846764-41525	07/11/2024	UNLEADED	19-5-69-22111	240.45
WORLD FUEL SERVICES, INC	2846764-41525	07/11/2024	DIESEL	19-5-69-22111	363.62
WORLD FUEL SERVICES, INC	2856785-41525	07/11/2024	UNLEADED	19-5-69-22111	673.48
WORLD FUEL SERVICES, INC	2856785-41525	07/11/2024	DIESEL	19-5-69-22111	874.53
TAYLORMADE GOLF COMPAN...	37282372	07/11/2024	Qi10 LS DRIVER, Qi10 DRIVER,...	19-5-69-69550	10,616.82
TAYLORMADE GOLF COMPAN...	37552284	07/11/2024	Qi10 IRON SET, FREIGHT	19-5-69-69550	570.94
TAYLORMADE GOLF COMPAN...	37557195	07/11/2024	CUSTOM MG4 WEDGE CHRO...	19-5-69-69550	236.56
TAYLORMADE GOLF COMPAN...	37557839	07/11/2024	CUSTOM M1 SLEEVE U RH SH...	19-5-69-69550	251.36
TAYLORMADE GOLF COMPAN...	37561516	07/11/2024	TM24 TP5 PIX 3.0 USA DZ, TM...	19-5-69-69550	482.34
COLORADO GOLF ASSOCIATI...	41596	07/11/2024	PRIOR BALANCE, GHIN MEMB...	19-5-69-32311	903.00
ADIDAS INC.	6161426579	07/11/2024	W TOUR 360 24 FTWWHT/FT...	19-5-69-69550	127.86
ADIDAS INC.	6161543920	07/11/2024	W TOUR 360 24 FTWWHT/FT...	19-5-69-69550	128.21
YAMAHA MOTOR FINANCE	845012	07/11/2024	CART FLEET PAYMENT	19-5-69-34311	4,452.81
YAMAHA MOTOR FINANCE	845464	07/11/2024	RANGE PICKER LEASE	19-5-69-34311	688.50
MOTOR PARTS CO, INC	8604-266180	07/11/2024	POWERATED BLT	19-5-69-41101	21.64
U.S. KIDSGOLF	IN2112288	07/11/2024	UL7 51 7 CLUB STAND SET, ALL...	19-5-69-69550	225.24
VALLEY LOCK & SECURITY INC.	SR#27594	07/11/2024	SPECIALTY KEY - RESTRICTED, S...	19-5-69-35211	44.96
WHITE HARDWARE CO. INC.	455475/2	07/18/2024	4X4X10 BROWN TREATED SYP...	19-5-69-31345	256.53
WHITE HARDWARE CO. INC.	456525/2	07/18/2024	CLOTH HRDW 19GA 1/2X36X1...	19-5-69-31345	30.84
XCEL ENERGY	53-0011675633-8 07/18/24	07/22/2024	#PUMP 500 N COTTONWOOD...	19-5-69-33411	1,941.62
XCEL ENERGY	53-1157942-1 07/18/24	07/22/2024	6615 N RIVER DR BLDG MTC, #...	19-5-69-33411	2,086.45
XCEL ENERGY	53-1116469-1 07/23/24	07/24/2024	#PUMP 500 N COTTONWOOD...	19-5-69-33411	638.76
ACE HARDWARE OF ALAMOSA	123010	07/25/2024	BLEACH LIQ REGULAR 128OZ,...	19-5-69-31345	80.82
ACE HARDWARE OF ALAMOSA	123132	07/25/2024	OFF ACTIVE REPELLENT 6OZ, S...	19-5-69-22791	81.97
THE PROACTIVE SPORTS GRO...	1650454-00	07/25/2024	CGRVAS2-WHT ROVIC SWIVEL...	19-5-69-69550	164.00
TAYLORMADE GOLF COMPAN...	37599629	07/25/2024	CUSTOM Qi10 FAIRWAY U.RH...	19-5-69-69550	262.51
TAYLORMADE GOLF COMPAN...	37600086	07/25/2024	CUSTOM Qi10 FAIRWAY U.RH,...	19-5-69-69550	267.61
ACUSHNET COMPANY INC.	918505949	07/25/2024	T20F8S-6D2FO	19-5-69-69550	263.32
U.S. KIDSGOLF	IN2114194	07/25/2024	UL7 48 7 CLIB STAND SET, ALL...	19-5-69-69550	219.16
CARD SERVICE CENTER	0701 07/03/24	07/31/2024	WHEN I WORK - SCHEDULING...	19-5-69-32312	25.00
CARD SERVICE CENTER	0701 07/03/24	07/31/2024	AMAZON	19-5-69-41101	67.44
CARD SERVICE CENTER	0701 07/03/24	07/31/2024	AMAZON	19-5-69-41101	24.12
<b>Department 69 - GOLF COURSE Total:</b>					<b>46,748.47</b>
<b>Fund 19 - COMMUNITY RECREATION Total:</b>					<b>140,171.25</b>
<b>Fund: 31 - ENTERPRISE DEBT FUND</b>					
<b>Department: 90 - EF DEBT SERVICE</b>					
U.S. BANK	INV0018637	07/18/2024	ADMIN FEES	31-5-90-31631	47,460.25
U.S. BANK	INV0018637	07/18/2024	LOAN INTEREST	31-5-90-37141	11,436.50
U.S. BANK	INV0018637	07/18/2024	LOAN PRINCIPAL	31-5-90-50952	328,206.05
<b>Department 90 - EF DEBT SERVICE Total:</b>					<b>387,102.80</b>
<b>Fund 31 - ENTERPRISE DEBT FUND Total:</b>					<b>387,102.80</b>
<b>Grand Total:</b>					<b>2,055,615.45</b>

# Report Summary

## Fund Summary

Fund	Expense Amount	Payment Amount
02 - GENERAL FUND	652,658.96	652,658.96
03 - ENTERPRISE FUND	384,903.77	384,903.77
05 - STREETS TRUST FUND	299,774.81	299,774.81
06 - CEMETERY ENDOWMENT	328.40	328.40
11 - CONSERVATION TRUST	38,024.00	38,024.00
13 - EMPLOYEE BENEFIT	152,651.46	152,651.46
19 - COMMUNITY RECREATION	140,171.25	140,171.25
31 - ENTERPRISE DEBT FUND	387,102.80	387,102.80
<b>Grand Total:</b>	<b>2,055,615.45</b>	<b>2,055,615.45</b>

## Account Summary

Account Number	Account Name	Expense Amount	Payment Amount
02-2-00-82111	FEDERAL WITHHOLDING	52,783.89	52,783.89
02-2-00-82211	STATE WITHHOLDING	17,170.02	17,170.02
02-2-00-82311	PERA PENSION EMPLOY...	65,095.20	65,095.20
02-2-00-82317	ICMA RETIREMENT-EMP...	5,121.14	5,121.14
02-2-00-82319	POLICE PENSION-EMPLO...	45,092.79	45,092.79
02-2-00-82321	POLICE UNION DUES	542.50	542.50
02-2-00-82414	VIP PERA 401K	5,708.48	5,708.48
02-2-00-82418	AR & GARNISHMENTS	1,436.00	1,436.00
02-2-00-82419	VALLEY ATHLETICS	34.00	34.00
02-2-00-82513	LIFE INSURANCE WITHH...	1,171.14	1,171.14
02-2-00-82514	FPPA DEATH & DISABILI...	5,442.22	5,442.22
02-2-00-82516	TASC	3,715.92	3,715.92
02-2-00-82517	PERA INSURANCE	28.62	28.62
02-2-00-82520	AFLAC INSURANCE	1,537.76	1,537.76
02-2-00-82521	CAIC INSURANCE	938.48	938.48
02-2-00-82540	DUE TO D. TURNER	851.31	851.31
02-4-00-66111	GF MUNICIPAL COURT F...	500.00	500.00
02-4-00-66112	RESTITUTION PAYMENTS	1,983.74	1,983.74
02-4-00-66113	VICTIM'S ASSISTANCE	184.00	184.00
02-5-10-14211	WORKMENS COMPENSA...	22.99	22.99
02-5-10-22791	MISCELLANEOUS SUPPLI...	389.00	389.00
02-5-10-31312	ADMIN- PUBLIC RELATI...	1,550.00	1,550.00
02-5-10-32111	TRAINING & TRAVEL	1,194.08	1,194.08
02-5-10-33202	WIRELESS SERVICE	244.61	244.61
02-5-11-14211	WORKMENS COMPENSA...	18.00	18.00
02-5-11-21121	LITERATURE-BOOKS	136.00	136.00
02-5-11-32111	TRAINING & TRAVEL	139.89	139.89
02-5-12-14211	WORKMENS COMPENSA...	22.56	22.56
02-5-12-32111	TRAINING & TRAVEL	2,156.40	2,156.40
02-5-12-32311	MEMBERSHIP & DUES	510.00	510.00
02-5-12-35501	OTHER EXPENSES	234.95	234.95
02-5-12-39602	LEGAL-SERVICES	1,012.50	1,012.50
02-5-12-39605	BAILIFF SERVICES	1,112.50	1,112.50
02-5-13-14211	WORKMENS COMPENSA...	35.57	35.57
02-5-13-32111	TRAINING & TRAVEL	605.55	605.55
02-5-13-33211	TELEPHONE	43.99	43.99
02-5-13-35550	PUBLIC ENGAGEMENT	1,685.66	1,685.66
02-5-14-14211	WORKMENS COMPENSA...	10.85	10.85
02-5-14-21211	CODE SUPPLEMENTS	5,788.66	5,788.66
02-5-14-32111	TRAINING & TRAVEL	2,501.54	2,501.54
02-5-14-33121	LEGAL ADVERTISING	709.50	709.50
02-5-14-33122	RECORDING FEES	84.00	84.00
02-5-14-33211	TELEPHONE	45.47	45.47
02-5-14-35501	OTHER EXPENSES	513.50	513.50
02-5-15-14211	WORKMENS COMPENSA...	10.20	10.20

## Account Summary

Account Number	Account Name	Expense Amount	Payment Amount
02-5-15-31962	RECRUITMENT TESTING	2,208.50	2,208.50
02-5-15-32111	TRAINING & TRAVEL	18.44	18.44
02-5-16-14211	WORKMENS COMPENSA...	3.86	3.86
02-5-16-21111	GENERAL OFFICE SUPPLI...	317.33	317.33
02-5-16-21131	POSTAGE	1,655.13	1,655.13
02-5-16-21221	OUTSIDE PRINTING	838.65	838.65
02-5-16-31303	ADMIN-AUDITING	59,000.00	59,000.00
02-5-16-31991	OTHER PROFESSIONAL S...	2,000.00	2,000.00
02-5-16-32111	TRAINING & TRAVEL	140.08	140.08
02-5-16-35501	OTHER EXPENSES	446.76	446.76
02-5-17-21131	POSTAGE	870.55	870.55
02-5-17-21151	PHOTOCOPIES	1,491.02	1,491.02
02-5-17-22111	GAS & OIL	184.23	184.23
02-5-17-33211	TELEPHONE	1,667.98	1,667.98
02-5-17-33411	ELECTRICAL/GAS SERVIC...	5,400.03	5,400.03
02-5-17-35113	VEHICLE REGISTRATION	2.91	2.91
02-5-17-35501	OTHER EXPENSES	14.00	14.00
02-5-17-44251	COPIER LEASE PAYMENTS	2,215.43	2,215.43
02-5-17-45107	EMPLOYEE AWARDS	79.46	79.46
02-5-18-14211	WORKMENS COMPENSA...	34.06	34.06
02-5-18-21111	GENERAL OFFICE SUPPLI...	142.81	142.81
02-5-18-22111	GAS & OIL	68.26	68.26
02-5-18-22791	MISCELLANEOUS SUPPLI...	52.97	52.97
02-5-18-32111	TRAINING & TRAVEL	4,106.55	4,106.55
02-5-18-32311	MEMBERSHIP & DUES	100.00	100.00
02-5-18-33202	WIRELESS SERVICE	541.39	541.39
02-5-18-48101	IT-HARDWARE	2,989.77	2,989.77
02-5-18-48102	IT-SOFTWARE	17,627.99	17,627.99
02-5-19-14211	WORKMENS COMPENSA...	13.45	13.45
02-5-19-46140	ART PROGRAM	65.75	65.75
02-5-20-14211	WORKMENS COMPENSA...	330.37	330.37
02-5-20-32111	TRAINING & TRAVEL	68.95	68.95
02-5-21-14211	WORKMENS COMPENSA...	5,577.97	5,577.97
02-5-21-21131	POSTAGE	161.65	161.65
02-5-21-21221	OUTSIDE PRINTING	178.00	178.00
02-5-21-22111	GAS & OIL	5,720.80	5,720.80
02-5-21-22791	MISCELLANEOUS SUPPLI...	294.07	294.07
02-5-21-31641	CANINE SERVICES	362.33	362.33
02-5-21-32111	TRAINING & TRAVEL	1,451.30	1,451.30
02-5-21-33211	TELEPHONE	2,853.19	2,853.19
02-5-21-33411	ELECTRICAL/GAS SERVIC...	224.90	224.90
02-5-21-35111	VEHICLE REPAIR	1,094.94	1,094.94
02-5-21-35509	TRAINING FOUNDATION	3,249.36	3,249.36
02-5-21-37321	UNIFORM ALLOWANCE	1,015.99	1,015.99
02-5-21-37901	LEAD GRANT EXPENSES	45,358.83	45,358.83
02-5-21-39501	LAUNDRY	650.00	650.00
02-5-21-45103	SUPPLIES-CRIME PREVE...	1,680.00	1,680.00
02-5-21-45688	CHEM/DRUG/LAB SUPPL...	2,264.02	2,264.02
02-5-21-70111	VEHICLE REPLACEMENT	1,565.00	1,565.00
02-5-22-14211	WORKMENS COMPENSA...	1,010.93	1,010.93
02-5-22-22111	GAS & OIL	359.88	359.88
02-5-22-31312	ADMIN- PUBLIC RELATI...	179.44	179.44
02-5-22-32111	TRAINING & TRAVEL	1,310.11	1,310.11
02-5-22-33211	TELEPHONE	133.05	133.05
02-5-22-33411	ELECTRICAL/GAS SERVIC...	122.47	122.47
02-5-22-35111	VEHICLE REPAIR	29,830.42	29,830.42
02-5-22-35351	RADIO EQUIP/REPAIR &...	721.00	721.00
02-5-22-38833	OPERATING MACHINES ...	75.00	75.00

## Account Summary

Account Number	Account Name	Expense Amount	Payment Amount
02-5-23-14211	WORKMENS COMPENSA...	1,103.26	1,103.26
02-5-23-21131	POSTAGE	251.64	251.64
02-5-23-22111	GAS & OIL	1,225.71	1,225.71
02-5-23-22791	MISCELLANEOUS SUPPLI...	555.13	555.13
02-5-23-31661	VETERINARY SERVICES	2,778.00	2,778.00
02-5-23-31665	PROPERTY ABATEMENT	8,926.14	8,926.14
02-5-23-32211	TUITION & TRAINING	331.72	331.72
02-5-23-35111	VEHICLE REPAIR	732.99	732.99
02-5-23-35504	HOMELESS SUPPORT	1,637.41	1,637.41
02-5-23-37321	UNIFORM ALLOWANCE	35.84	35.84
02-5-23-49501	INVESTIGATIVE SERVICES	175.00	175.00
02-5-29-21111	OFFICE SUPPLIES	143.28	143.28
02-5-29-33211	TELEPHONE	87.98	87.98
02-5-29-74500	DOWNTOWN PLAN IMP...	13,380.45	13,380.45
02-5-29-74600	AIRPORT HOUSING PROJ...	108,936.74	108,936.74
02-5-30-14211	WORKMENS COMPENSA...	460.08	460.08
02-5-30-22111	GAS & OIL	107.92	107.92
02-5-30-22791	MISCELLANEOUS SUPPLI...	231.33	231.33
02-5-30-33211	TELEPHONE	335.02	335.02
02-5-31-14211	WORKMENS COMPENSA...	2,339.92	2,339.92
02-5-31-22111	GAS & OIL	3,270.27	3,270.27
02-5-31-22791	MISCELLANEOUS SUPPLI...	550.68	550.68
02-5-31-23511	STREET MATERIAL/REPA...	3,477.41	3,477.41
02-5-31-33211	TELEPHONE	168.06	168.06
02-5-31-33411	ELECTRICAL/GAS SERVIC...	15,279.84	15,279.84
02-5-31-35111	VEHICLE REPAIR	4,313.87	4,313.87
02-5-31-35211	BLDG MAINT/REPAIR	269.14	269.14
02-5-31-37321	UNIFORM ALLOWANCE	14.52	14.52
02-5-31-45601	PAINTING & STRIPING	77.71	77.71
02-5-31-73112	STREET CIPS	7,086.64	7,086.64
02-5-35-14211	WORKMENS COMPENSA...	674.41	674.41
02-5-35-22111	GAS & OIL	341.20	341.20
02-5-35-22791	MISCELLANEOUS SUPPLI...	18.99	18.99
02-5-35-32111	TRAINING & TRAVEL	240.00	240.00
02-5-35-33211	TELEPHONE	172.01	172.01
02-5-35-35211	BLDG MAINT/REPAIR	708.50	708.50
02-5-36-14211	WORKMENS COMPENSA...	433.84	433.84
02-5-36-22791	MISCELLANEOUS SUPPLI...	428.29	428.29
02-5-36-32111	TRAINING & TRAVEL	1,077.31	1,077.31
02-5-36-33211	TELEPHONE	43.99	43.99
02-5-36-33411	ELECTRICAL/GAS SERVIC...	528.70	528.70
02-5-36-35211	BLDG MAINT/REPAIR	105.00	105.00
02-5-36-37941	TOOL EXPENSE	421.64	421.64
02-5-36-45502	BULK FLUIDS	137.80	137.80
02-5-50-14211	WORKMENS COMPENSA...	454.45	454.45
02-5-50-22791	MISCELLANEOUS SUPPLI...	128.49	128.49
02-5-50-33211	TELEPHONE	45.47	45.47
02-5-50-41101	EQUIPMENT-REPAIR & ...	52.18	52.18
02-5-51-14211	WORKMENS COMPENSA...	1,268.77	1,268.77
02-5-51-22111	GAS & OIL	2,627.69	2,627.69
02-5-51-22791	MISCELLANEOUS SUPPLI...	4,410.95	4,410.95
02-5-51-23711	PUMPS/PIPES/FITTINGS	1,316.43	1,316.43
02-5-51-33211	TELEPHONE	91.92	91.92
02-5-51-33411	ELECTRICAL/GAS SERVIC...	4,792.25	4,792.25
02-5-51-35104	OUTSIDE SVS	2,315.86	2,315.86
02-5-51-35111	VEHICLE REPAIR	65.16	65.16
02-5-51-35211	BLDG MAINT/REPAIR	783.99	783.99
02-5-51-35502	WEED MANAGEMENT	6,511.28	6,511.28

## Account Summary

Account Number	Account Name	Expense Amount	Payment Amount
02-5-51-41101	EQUIPMENT-REPAIR & ...	1,259.58	1,259.58
02-5-51-74812	LANDSCAPING/BEAUTIFI...	662.60	662.60
03-2-00-82111	FEDERAL WITHHOLDING	8,206.11	8,206.11
03-2-00-82211	STATE WITHHOLDING	3,290.00	3,290.00
03-2-00-82311	PERA PENSION EMPLOY...	22,704.09	22,704.09
03-2-00-82414	VIP PERA 401K	1,499.14	1,499.14
03-2-00-82513	LIFE INSURANCE WITHH...	198.80	198.80
03-2-00-82517	PERA INSURANCE	23.26	23.26
03-5-01-14211	WORKMENS COMPENSA...	1,146.42	1,146.42
03-5-01-22111	GAS & OIL	1,605.48	1,605.48
03-5-01-22791	MISCELLANEOUS SUPPLI...	134.97	134.97
03-5-01-32211	TUITION & TRAINING	545.00	545.00
03-5-01-33211	TELEPHONE	124.07	124.07
03-5-01-33411	ELECTRICAL/GAS SERVIC...	13,134.89	13,134.89
03-5-01-35111	VEHICLE REPAIR	201.19	201.19
03-5-01-35311	METER REPAIRS	22.33	22.33
03-5-01-35321	WATER CONSERVATION	278.49	278.49
03-5-01-35610	COLORADO DIG 811	6.79	6.79
03-5-01-38833	OPERATING MACHINES ...	89.98	89.98
03-5-01-72241	WELLS: REPAIR/REPLACE	3,424.46	3,424.46
03-5-01-72331	WATER DISTRIBUTION S...	179,630.92	179,630.92
03-5-01-72335	AUGMENTATION PLAN	6,845.00	6,845.00
03-5-02-14211	WORKMENS COMPENSA...	734.49	734.49
03-5-02-22111	GAS & OIL	604.71	604.71
03-5-02-22791	MISCELLANEOUS SUPPLI...	763.16	763.16
03-5-02-32211	TUITION & TRAINING	545.00	545.00
03-5-02-33211	TELEPHONE	42.79	42.79
03-5-02-33411	ELECTRICAL/GAS SERVIC...	4,114.29	4,114.29
03-5-02-35111	VEHICLE REPAIR	507.20	507.20
03-5-02-35411	STORM DRAIN MAINTEN...	2,974.55	2,974.55
03-5-02-35610	COLORADO 811 DIG	112.23	112.23
03-5-02-38833	OPERATING MACHINES ...	1,324.32	1,324.32
03-5-02-38844	LIFT STATION PUMPS	2,112.52	2,112.52
03-5-02-71221	SEWER SYSTEM IMPROV...	44,429.56	44,429.56
03-5-02-71241	LIFT STATIONS: REPAIR/...	7,500.00	7,500.00
03-5-02-73511	STORM DRAINAGE	7,063.63	7,063.63
03-5-03-14211	WORKMENS COMPENSA...	4,842.16	4,842.16
03-5-03-22111	GAS & OIL	3,727.71	3,727.71
03-5-03-22791	MISCELLANEOUS SUPPLI...	97.21	97.21
03-5-03-33211	TELEPHONE	131.97	131.97
03-5-03-33411	ELECTRICAL/GAS SERVIC...	244.06	244.06
03-5-03-35111	VEHICLE REPAIR	2,038.52	2,038.52
03-5-03-35381	DUMPSTER/POLYKART R...	548.46	548.46
03-5-03-37931	LANDFILL FEES	9,893.60	9,893.60
03-5-03-37932	RECYCLING	1,243.77	1,243.77
03-5-05-14211	WORKMENS COMPENSA...	140.78	140.78
03-5-05-22111	GAS & OIL	98.49	98.49
03-5-05-22112	BULK FLUIDS	938.69	938.69
03-5-05-22791	MISCELLANEOUS SUPPLI...	84.95	84.95
03-5-05-31651	LAB SERVICES-TESTING	829.68	829.68
03-5-05-32111	TRAINING & TRAVEL	255.29	255.29
03-5-05-33211	TELEPHONE	43.99	43.99
03-5-05-35211	BLDG MAINT/REPAIR	75.00	75.00
03-5-05-38844	EQUIPMENT REBUILDIN...	512.74	512.74
03-5-05-70981	BUILDING IMPROVEME...	694.00	694.00
03-5-06-14211	WORKMENS COMPENSA...	280.04	280.04
03-5-06-22391	TREATMENT CHEMICALS...	33,267.28	33,267.28
03-5-06-22791	MISCELLANEOUS SUPPLI...	77.08	77.08



## Account Summary

Account Number	Account Name	Expense Amount	Payment Amount
03-5-06-31651	LAB SERVICES-TESTING	221.94	221.94
03-5-06-33211	TELEPHONE	43.99	43.99
03-5-06-33411	ELECTRICAL/GAS SERVIC...	8,292.53	8,292.53
03-5-06-34105	BLDG MAINT/REPAIR	340.00	340.00
05-5-40-73112	STREET IMPROVEMENTS	277,327.81	277,327.81
05-5-40-73113	STREET MAINTENANCE	21,312.00	21,312.00
05-5-40-73114	CONCRETE REPLACEME...	1,135.00	1,135.00
06-5-59-22111	GAS & OIL	295.48	295.48
06-5-59-33413	PROPANE	32.92	32.92
11-5-60-32911	OTHER REPAIRS & MNX	2,234.02	2,234.02
11-5-60-43941	LANDSCAPE AND TREES	2,280.00	2,280.00
11-5-60-74811	PARKS/RECREATIONAL F...	33,509.98	33,509.98
13-5-62-14111	MAJOR MEDICAL PREMI...	41,903.70	41,903.70
13-5-62-14131	MEDICAL SELF-INSURAN...	97,258.06	97,258.06
13-5-62-14151	DENTAL	7,920.95	7,920.95
13-5-62-14152	VISION	4,302.35	4,302.35
13-5-62-14161	WELLNESS	100.00	100.00
13-5-62-14171	EAP	1,166.40	1,166.40
19-2-00-82111	FEDERAL WITHHOLDING	9,196.96	9,196.96
19-2-00-82211	STATE WITHHOLDING	4,004.98	4,004.98
19-2-00-82311	PERA PENSION EMPLOY...	29,524.68	29,524.68
19-2-00-82414	VIP PERA 401K	200.00	200.00
19-2-00-82513	LIFE INSURANCE WITHH...	26.52	26.52
19-2-00-82520	AFLAC INSURANCE	52.44	52.44
19-2-00-82521	CAIC INSURANCE	146.70	146.70
19-4-00-68191	GENERAL GOVT MISCEL...	2,352.63	2,352.63
19-4-00-68521	VOLLEYBALL PROGRAMS	20.00	20.00
19-4-00-68523	RECREATION CENTER R...	315.00	315.00
19-5-54-14211	WORKMENS COMPENSA...	139.48	139.48
19-5-54-21111	GENERAL OFFICE SUPPLI...	69.97	69.97
19-5-54-21151	PHOTOCOPIES	602.42	602.42
19-5-54-22791	MISCELLANEOUS SUPPLI...	1,588.59	1,588.59
19-5-54-35101	LIBRARY MATERIALS: PR...	3,714.46	3,714.46
19-5-54-35102	LIBRARY MATERIALS: N...	491.37	491.37
19-5-54-35372	PROGRAMS	1,438.48	1,438.48
19-5-54-39101	GRANT EXPENDITURE	2,507.00	2,507.00
19-5-54-45101	FRIENDS & CHILDREN'S ...	3,823.95	3,823.95
19-5-66-14211	WORKMENS COMPENSA...	1,472.05	1,472.05
19-5-66-21111	GENERAL OFFICE SUPPLI...	616.28	616.28
19-5-66-22411	BUILDING MAINT SUPPL...	657.24	657.24
19-5-66-22791	MISCELLANEOUS SUPPLI...	697.21	697.21
19-5-66-32311	MEMBERSHIP & DUES	135.00	135.00
19-5-66-32611	RECREATION PROGRAMS	6,827.66	6,827.66
19-5-66-33211	TELEPHONE	230.94	230.94
19-5-66-33411	ELECTRICAL/GAS SERVIC...	4,408.98	4,408.98
19-5-66-35341	MAINTENANCE AGREEM...	531.93	531.93
19-5-66-37321	UNIFORM ALLOWANCE	143.00	143.00
19-5-66-41101	EQUIPMENT-REPAIR & ...	275.79	275.79
19-5-66-43814	GENERATION WILD CITY ...	1,577.78	1,577.78
19-5-66-46130	SPECIAL PROJECTS	571.83	571.83
19-5-66-74811	PARKS/RECREATIONAL F...	15,061.46	15,061.46
19-5-69-22111	GAS & OIL	2,976.78	2,976.78
19-5-69-22791	MISCELLANEOUS SUPPLI...	81.97	81.97
19-5-69-31345	GOLF COURSE MAINTEN...	1,639.30	1,639.30
19-5-69-32311	MEMBERSHIP & DUES &...	903.00	903.00
19-5-69-32312	LICENSES & FEES	50.00	50.00
19-5-69-33211	TELEPHONE	40.04	40.04
19-5-69-33411	ELECTRICAL/GAS SERVIC...	4,666.83	4,666.83

**Account Summary**

Account Number	Account Name	Expense Amount	Payment Amount
19-5-69-34311	EQUIPMENT/MACHINER...	5,141.31	5,141.31
19-5-69-35211	BLDG MAINT/REPAIR/SE...	44.96	44.96
19-5-69-35501	SAND/SEED/FERTILIZER	4,769.00	4,769.00
19-5-69-41101	EQUIPMENT-REPAIR & ...	223.36	223.36
19-5-69-69550	MERCHANDISE PRO SHOP	26,211.92	26,211.92
31-5-90-31631	ADMINISTRATIVE SERVI...	47,460.25	47,460.25
31-5-90-37141	REFUNDING BOND INTE...	11,436.50	11,436.50
31-5-90-50952	BOND PRINCIPAL PAYM...	328,206.05	328,206.05
	<b>Grand Total:</b>	<b>2,055,615.45</b>	<b>2,055,615.45</b>

**Project Account Summary**

Project Account Key	Expense Amount	Payment Amount
**None**	1,785,167.37	1,785,167.37
22CI	13,380.45	13,380.45
22RCI-CDOT	6,994.64	6,994.64
22RO-LEAD	1,146.93	1,146.93
23RCI-ALS	7,500.00	7,500.00
23RCI-ARAH	108,936.74	108,936.74
23RCI-USBR	129,450.32	129,450.32
23RS-ELO	2,507.00	2,507.00
24RO-CIRSA	532.00	532.00
	<b>Grand Total:</b>	<b>2,055,615.45</b>

# ALAMOSA CITY COUNCIL COUNCIL COMMUNICATION

---

**Subject/Title:**

First Reading, Ordinance No. 28-2024, renewal of IGA with the City of Monte Vista for the provision of Information Technology Services.

**Recommended Action:**

Approve Ordinance No. 28-2024 on first reading and set for public hearing on Wednesday, November 6, 2024, at 7:00 p.m. or as soon thereafter as the matter may be heard.

**Background:**

For the past 8 years, the Information Technology (IT) Department has been working with the City of Monte Vista in a joint service model that extends our technical services to the City of Monte Vista. In return, this joint agreement helps fund additional personnel within the IT Department, which helps retain, attract, and cross-train staff. With this joint service model participating agencies receive cost savings in personnel, software, hardware and training over the expenses of individual IT teams and diversity in IT skill sets. The larger staff size also helps to maintain service levels if there are vacancies.

**Issue Before the Council:**

Does the City Council wish to authorize the City Manager to execute the IGA with Monte Vista for the provision of Information Technology Services through December 31, 2028?

**Alternatives:**

1. (Recommended Alternative) Adopt Ordinance No. 28-2024 on first reading and set for public hearing on November 6, 2024, at 7:00 p.m. or as soon thereafter as the matter may be heard, thereby approving the IGA with Monte Vista for the provision of Information Technology Services, directing the City Manager to execute the Agreement.
2. Reject the ordinance, and allow the existing agreement to expire on December 31, 2024 (will have fiscal implications in the loss of the current revenue from the agreement, which supports a portion of current IT staffing).
3. Decline to act on this agreement at this time and provide staff with further direction.

**Fiscal Impact:**

The City of Monte Vista would pay Alamosa a yearly sum of \$110,308.70 for the service. This total provides for 20% of IT Director, 10% of Systems Analyst, 10% of Tech I, and 90% of Tech I based in Monte Vista. This compensation will automatically increase (with a 5% cap on increases) as and if employee raises for these positions are authorized by the City of Alamosa during the term of this agreement. The adopted 2025 budget assumes that this IGA would be approved.

**Legal Opinion:**

The City Attorney will be present for any comments.

**Conclusion:**

The IGA approved by this Ordinance continues the beneficial intergovernmental relationship with

the City of Monte Vista for the provision of IT services, and accommodates expanding needs both in the City of Alamosa and the City of Monte Vista.

**ATTACHMENTS:**

Description	Type
▢ Ordinance 28-2024 IT IGA with Monte Vista	Ordinance
▢ IGA with Monte Vista for IT	Exhibit

**ORDINANCE NO. 28 - 2024**

**AN ORDINANCE APPROVING AN INTERGOVERNMENTAL AGREEMENT  
BETWEEN THE CITY OF MONTE VISTA AND THE CITY OF ALAMOSA FOR THE  
PROVISION OF INFORMATION TECHNOLOGY SERVICES**

**WHEREAS**, the City of Monte Vista, (hereafter “Monte Vista”), desires to continue to obtain IT (Information Technology) services from the City of Alamosa, (hereafter “Alamosa”) in the same manner it has since 2016, with adjustments to pricing; and

**WHEREAS**, Alamosa desires to continue to provide such services to Monte Vista pursuant to the terms and conditions set forth in the attached agreement, (hereafter “IGA”); and

**WHEREAS**, the subject matter of this IGA concerns the technical equipment, including computers, computer systems, routers, hard-drives, software programs, networking, phones, wiring and wireless equipment (hereafter “equipment”) of Monte Vista; and

**WHEREAS**: the services to be provided by Alamosa will consist of Alamosa making available personnel who possess the necessary qualifications and experience to serve as a contract IT department for the City of Monte Vista. The services will include establishing schedules of regular and periodic maintenance of Monte Vista’s computers, computer systems, servers, routers, hard-drives, software programs, networking, phones, and wireless equipment as well as responding to emergency requests and recommending scheduled replacement and upgrades to such equipment. Alamosa shall also provide expertise for troubleshooting equipment malfunctions and failures; and

**WHEREAS**: the City of Alamosa has the expertise and, pursuant to the Intergovernmental Agreement, will acquire the personnel necessary to provide such services, and can provide them to Monte Vista for a payment that will reimburse Alamosa for the cost of provision of such services; and

**WHEREAS**: Article XIV, Section 18 of the Colorado Constitution and C.R.S. Section 29-1-201, *et seq.*, encourages, permits and authorizes intergovernmental agreements to accomplish mutually beneficial objectives such as mutual aid in the provision of services necessary to the operation of cities;

**NOW, THEREFORE, BE IT ORDAINED** by the City Council of Alamosa as follows:

**Section 1.** Approval of Intergovernmental Agreement. The Intergovernmental Agreement between the City of Alamosa and the City of Monte Vista attached to this Ordinance is hereby adopted and approved, and the City Manager is directed to execute Agreement on behalf of the City of Alamosa;

**Section 2. General Repealer.** All other acts, orders, ordinances, resolutions, or portions thereof in conflict with the sections adopted in this Ordinance, are hereby repealed to the extent of such conflict.

**Section 3. Recording and Authentication.** This ordinance, immediately upon its passage, shall be authenticated by the signatures of the Mayor and City Clerk, recorded in the City book of Ordinances kept for that purpose, and published according to law.

**Section 4. Publication and Effective Date.** This ordinance shall take effect ten (10) days after publication following final passage. Publication both before and after final passage shall be by the title of this ordinance, which Council determines constitutes a sufficient summary of the ordinance, together with the statement that the full text of the ordinance is available for public inspection and acquisition on the City's website and in the office of the City Clerk.

**Section 5. NON-Codification.** The City Clerk is directed to ensure that the provisions of this ordinance **ARE NOT** codified in the *Code of Ordinances of the City of Alamosa*.

**Section 6. Declaration of Public Interest.** This ordinance is necessary to preserve the peace, health, safety, welfare, and to serve the best interest of the citizens of the City of Alamosa, Colorado.

**INTRODUCED, READ AND APPROVED** on first reading the 16th day of October, 2024, and ordered published by title and reference as provided by law with notice of a public hearing to be held for consideration of the adoption of said ordinance on the 6th day of November, 2024, at 7:00 p.m., or as soon thereafter as the matter may be heard, or on such subsequent date to which the public hearing or Council consideration may be continued.

**APPROVED, AND ADOPTED** after public hearing on November 6th, 2024.

CITY OF ALAMOSA

By \_\_\_\_\_  
Ty Coleman, Mayor

ATTEST:

\_\_\_\_\_  
Holly C. Martinez, City Clerk

**INTERGOVERNMENTAL AGREEMENT  
FOR PROVISION OF INFORMATION TECHNOLOGY SERVICES**

This Agreement is made and entered into on November \_\_\_\_, 2024, by and between the City of Alamosa, Colorado, a municipal corporation, and the City of Monte Vista, Colorado, a municipal corporation.

**WITNESSETH:**

WHEREAS, each of the above-named cities are political subdivisions of the State of Colorado; and

WHEREAS, the constitution and statutes of the State of Colorado, as described in Article XIV, Section 18 of the Colorado State Constitution and Part 2, Article 1, Title 29 of the Colorado Revised Statutes, authorize political subdivisions to enter into contracts which may be of mutual benefit to such entities; and

WHEREAS, the City of Monte Vista, (hereafter “Monte Vista”), desires to obtain IT (Information Technology) services from the City of Alamosa, (hereafter “Alamosa”); and

WHEREAS, Alamosa desires to provide such services to Monte Vista pursuant to the terms and conditions set forth in this agreement, (hereafter “IGA”); and

WHEREAS, the subject matter of this IGA concerns the technical equipment, including computers, computer systems, routers, hard-drives, software programs, networking, phones, wiring and wireless equipment (hereafter “equipment”) of Monte Vista;

NOW THEREFORE, the parties hereto agree:

1. **Term.** The term of this agreement shall be three years, beginning January 1, 2025, and running through December 31, 2028, unless sooner terminated as set forth below.
  
2. **Services Provided.** Alamosa agrees to provide IT services to Monte Vista. Such services will consist of Alamosa making available personnel who possess the necessary qualifications and experience to serve as a contract IT department for the City of Monte Vista. The services will include establishing schedules of regular and periodic maintenance of Monte Vista’s computers, computer systems, servers, routers, hard-drives, software programs, networking, phones, and wireless

equipment as well as responding to emergency requests and recommending scheduled replacement and upgrades to such equipment. Alamosa shall also provide expertise for troubleshooting equipment malfunctions and failures, additionally, one full time technician will operate the City of Monte Vista IT department offices.

3. **Compensation.** Monte Vista agrees to pay Alamosa a yearly sum of \$110,308.70, to be paid in regular monthly installments of \$9,192.39 on the first of each month beginning January 1, 2025. This amount was originally set to represent the following percentage of personnel costs: 20% of IT Director, 10% of Systems Analyst, 10% of Tech I, and 90% of Tech I based in Monte Vista. Current rates have been impacted by the difference between actual Alamosa salary and wage increases and the 5% cap. This compensation will automatically increase annually on January 1 of each year of the term (with a 5% cap on such annual increases) as and if employee raises for these positions are authorized by the City of Alamosa during the term of this agreement.
4. **Reporting.** Monte Vista shall receive monthly reports of the IT services performed.
5. **Equipment.** Alamosa's IT personnel providing service to Monte Vista will make recommendations for equipment purchases for Monte Vista's system for replacement, upgrade, or necessary additions. Any such purchases will be made by Monte Vista entirely at its discretion.
6. **Integration of IT Response.** Alamosa agrees to prioritize all repair requests made by Monte Vista the same way it prioritizes repair requests made by Alamosa. In other words, Alamosa agrees to treat Monte Vista's IT repair needs the same way it treats its own. Additionally, a Tech I will be housed at the City of Monte Vista to ensure adequate customer support.
7. **Independent Contractor.** Alamosa will occupy the role of an independent contractor for Monte Vista in all respects concerning the purposes and implementation of this agreement
8. **Early Termination.** Either party may terminate this agreement upon sixty (60) days written notice to the other.
9. **Governmental Immunity.** Notwithstanding any other provision of this Agreement, no term or condition of this Agreement shall be construed or interpreted as a waiver of any provision of the Colorado Governmental Immunity Act, C.R.S. § 24-10-101, *et seq.*, by either Alamosa or Monte Vista.



10. **Waiver of Claims, No Third Party Beneficiaries.** Alamosa and Monte Vista each waive all claims against the other for compensation for any loss, damage, personal injury or death occurring as a consequence of the performance of this Agreement. No third party is intended nor shall be deemed to have been given any rights or obligations by virtue of this Agreement. This Agreement does not and shall not be deemed to confer upon or grant to any non-party any right to claim damages, to bring any lawsuit, action or other proceedings against any Party to this Agreement because of any breach of this Agreement or because of any term, covenant, condition or agreement contained herein.
11. **Merger of all Prior Discussions.** This written Agreement constitutes the entire agreement between the Parties hereto and there are no inducements, promises, terms, conditions or obligations made or entered into by the Parties other than those set out herein.

DONE and SIGNED this \_\_\_\_ day of November, 2024.

---

Gigi Dennis  
Monte Vista City Manager

---

Heather Sanchez  
Alamosa City Manager

**ALAMOSA CITY COUNCIL  
COUNCIL COMMUNICATION**

---

**Subject/Title:**

Approve Minutes of Special Meeting September 25, 2024

**ATTACHMENTS:**

Description	Type
☐ Minutes of Special Meeting September 25, 2024	Minutes

# ALAMOSA CITY COUNCIL

## Special Meeting Minutes

Jury Conference Room  
September 25, 2024

---

### 6:30 PM - Special Meeting

#### I. CALL TO ORDER

The Special Meeting of the Alamosa City Council was called to order on the above date by Mayor Ty Coleman at 6:30 p.m.

#### II. ROLL CALL

Present at roll call: Mayor Ty Coleman, Councilors Liz Hensley, Dawn Krebs, Jan Vigil, and Jackie Vigil. Councilors Michael Carson and Jamie Dominguez previously requested to be excused and their absences were excused absences. Also present: Facilitator Kim Smoyer and at their respective times during the meeting, City Clerk Holly Martinez, and City Manager Heather Sanchez.

#### III. AGENDA APPROVAL

Councilor Hensley moved, seconded by Councilor Jan Vigil, to approve the agenda as presented. The motion carried unanimously.

### EXECUTIVE SESSIONS

Executive Session pursuant to C.R.S. § 24-6-402(4)(f) to conduct annual performance evaluation of City Clerk and City Manager.

Councilor Jan Vigil moved, seconded by Councilor Hensley, to move into executive session pursuant to C.R.S. § 24-6-402(4)(f) to conduct annual performance evaluation of City Clerk and City Manager. The motion carried unanimously.

After the meeting, Mayor Coleman affirmed that no other City business was discussed.

### ADJOURNMENT

The meeting adjourned immediately following the executive session (9:06 p.m.).

---

Holly C. Martinez, City Clerk

---

Ty Coleman, Mayor

**ALAMOSA CITY COUNCIL  
COUNCIL COMMUNICATION**

---

**Subject/Title:**

Approve Minutes of Meeting October 2, 2024

**ATTACHMENTS:**

Description	Type
☐ Minutes of Meeting October 2, 2024	Minutes

# ALAMOSA CITY COUNCIL

## Regular Meeting Minutes

Council Chambers  
300 Hunt Avenue, Alamosa, CO  
October 2, 2024

---

**Zoom Webinar Link: <https://us02web.zoom.us/j/85753492744>**

**Dial-In Number: +1 719 359 4580 US | Webinar ID: 857 5349 2744**

**6:00 PM - Work Session: Regulation of Natural Medicine Facilities**

### I. CALL TO ORDER AND PLEDGE OF ALLEGIANCE

The Regular Meeting of the Alamosa City Council was called to order on the above date by Mayor Ty Coleman at 7:00 p.m. The Pledge of Allegiance was recited.

### II. ROLL CALL

Present at roll call: Mayor Ty Coleman, Councilors Michael Carson, Liz Hensley, Jackie Vigil, Dawn Krebs, Jan Vigil, and Jamie Dominguez. A quorum was declared. Also present: City Manager Heather Sanchez, City Attorney Erich Schwiesow, and City Clerk Holly Martinez.

### III. AGENDA APPROVAL

Councilor Jan Vigil moved, seconded by Councilor Jackie Vigil, to approve the agenda as presented. The motion carried unanimously.

### IV. CITIZEN COMMENT

Alamosa City Council welcomes your comments. Citizens wishing to speak may obtain and complete a speaker card through the City Clerk at the start of the meeting.

#### A. Audience Comments

Shanna McRae commented in regards to the natural medicine (mushrooms) facilities and the regulations that Council was discussing at the work session prior to the start of the regular meeting.

Ruthie Brown commented in regards to the work session for October 23rd and asked if there was going to be a place for the public to comment at that work session. She also commented in regards to the legalization of natural medicines (mushrooms).

#### B. Follow-Up

Ms. Brooks informed Council and the public that there will be a portion for public comment on at the October 23rd work session at the end of the discussion. There were just time constraints for that to have occurred at the work session prior to this meeting tonight.

## **V. CEREMONIAL ITEMS**

### **A. Proclamation: Domestic Violence Awareness Month**

Councilor Jackie Vigil read the proclamation and Council presented it to Tu Casa representatives, Megan Lang and Janine Jiron.

### **B. Proclamation: Fire Prevention Week**

Mayor Coleman read the proclamation and Council presented it Fire Chief Bill Stone.

## **VI. CONSENT CALENDAR A**

The Consent Calendar allows multiple actions with one motion. Consent Calendar A contains routine items which have been recommended for action by staff or advisory boards. Council may remove a consent calendar item for separate consideration.

Councilor Jan Vigil moved, seconded by Councilor Jackie Vigil, to approve Consent Calendar A. The motion carried unanimously.

C.7.a. Approve Minutes of Meeting September 18, 2024

C.8.a. First Reading, Ordinance No. 26-2024, an ordinance establishing a temporary moratorium on the establishment of medical and retail marijuana stores through June 30, 2025

## **VII. REGULAR BUSINESS**

### **C. Board/Commission Business**

#### **1. Annual Update from Historic Preservation Advisory Committee**

Historic Preservation Advisory Committee Chair Don Thompson presented the annual update of this board to Council.

### **D. Business Brought Forward by City Staff**

#### **1. Development Services**

a. Second Reading and Public Hearing, Ordinance No. 21-2024, an Ordinance amending the Unified Development Code to change the definitions of temporary signs; to modify the classification of real estate offices; and to add a table note requiring first floor businesses facing Main Street in the Central Business District to be open a minimum number of hours per month

Development Services Director Rachel James reviewed this ordinance with

Council.

Mayor Coleman opened the public hearing on this ordinance at 7:36 p.m. and asked for those wishing to speak on this ordinance.

Ruthie Brown spoke in opposition of this ordinance, specifically in regards to the portion of the ordinance stating the hours that businesses would be required to be open.

There being no one else wishing to speak, the hearing closed at 7:40 p.m.

Council further discussed this ordinance.

Councilor Hensley moved, seconded by Councilor Jan Vigil, to finally adopt an amended version of Ordinance No. 21-2024, removing Section 1 of the presented ordinance. The motion carried unanimously.

- b. Second Reading and Public Hearing, Ordinance No. 22-2024, an Ordinance Establishing a Vacant Building Registration Requirement in The Central Business District, Setting Forth Maintenance Requirements and Penalties Therewith

Ms. James reviewed this ordinance with Council.

Mayor Coleman opened the public hearing at 7:57 p.m. and asked for those wishing to speak on this ordinance.

There being no one wishing to speak, the hearing closed at 7:57 p.m.

Councilor Jan Vigil moved, seconded by Councilor Hensley to finally adopt Ordinance No. 22-2024. The motion carried unanimously.

- c. Second Reading and Public Hearing, Ordinance No. 23-2024 an Ordinance Amending Mobile Food Vending Regulations

Ms. James reviewed this ordinance with Council.

Mayor Coleman opened the public hearing at 8:02 p.m. and asked for those wishing to speak on this ordinance.

Kyle Woodward spoke in complete opposition to this ordinance.

Scott Graber spoke in opposition to this ordinance and stated his reasons why.

Eddie Valdez also spoke in opposition to the ordinance.

There being no one else wishing to speak, the hearing closed at 8:19 p.m.

Council further discussed this ordinance.

Councilor Hensley moved, seconded by Councilor Dominguez, to finally adopt Ordinance No. 23-2024 with amendments that keep the 200 ft. requirement distance, requiring a majority versus unanimous approval from nearby businesses, allowing mobile food vending on vacant lots with some kind of surface, and allowing licensed vendors to operate in city right of ways during pre-approved events with

the 200 ft. requirement and majority approval and the idea that it is non-competitive, and updating the ordinance for all inconsistencies. The motion carried unanimously.

- d. Resolution No. 11-2024, a Resolution Establishing Certain Additional Food Zones for Mobile Food Vending

Ms. James provided information on this resolution to Council.

Councilor Jan Vigil moved, seconded by Councilor Krebs to pass Resolution No. 11-2024. The motion carried unanimously.

## **2. Finance**

- a. First Reading, Ordinance No. 24-2024, an Ordinance making the annual appropriations for fiscal year 2025.

Ms. Sanchez provided information on this ordinance to Council.

Councilor Jan Vigil moved, seconded by Councilor Jackie Vigil, to approve Ordinance No. 24-2024 on first reading and set for a public hearing on Wednesday, October 16, 2024 at 7:00 p.m. or as soon thereafter as the matter may be heard. The motion carried unanimously.

## **3. Human Resources/Risk Management**

- a. First Reading, Ordinance No. 25-2024, an ordinance amending the established pay plan for City officers and employees in accordance with article III, section 11 of the Charter and as referred to in section 15-2 of the Code of Ordinances, concerning personnel rules and regulations and pay plan for City officers and employees.

Ms. Sanchez provided information on this ordinance to Council.

Councilor Jan Vigil moved, seconded by Councilor Krebs, to approve Ordinance No. 25-2024 on first reading and set for a public hearing on Wednesday, October 16, 2024 at 7:00 p.m. or as soon thereafter as the matter may be heard. The motion carried unanimously.

## **E. Committee Reports**

None.

## **F. Staff Announcements**

Ms. Sanchez reminded Council that this Friday is First Friday, and that Councilor Krebs and Harry Reynolds would be the ones manning the City's table for Councilor Connections and that Saturday, October 12th would be the Farmer's Market and Councilor Dominguez and Holly Martinez would be the ones volunteering for that date.



Public Works Director Harry Reynolds provided Council with an update on the Stockton addition regarding a Special Improvement District.

## **COUNCIL COMMENT**

Councilor Krebs thanked staff for all their work on the ordinances and resolutions that were presented before Council.

Councilor Jan Vigil asked for confirmation on if the SID discussion included the residents along Foster Ave, to which Mr. Reynolds confirmed they were.

Mayor Coleman thanked city staff for the budget, and gave a shout out to Beata Ramza for all the work she did for the attention around the restoration of the Valhagen clock.

## **ADJOURNMENT**

The meeting adjourned at 9:24 p.m.

---

Holly C. Martinez, City Clerk

---

Ty Coleman, Mayor

# ALAMOSA CITY COUNCIL COUNCIL COMMUNICATION

---

**Subject/Title:**

Receive September 2024 Monthly Reports

**ATTACHMENTS:**

Description	Type
☐ September 2024 Monthly Reports	Reports

**COUNCIL COMMUNICATION**

<b>DATE:</b> October 16, 2024	<b>AGENDA NO.</b>	<b>SUBJECT:</b> City Manager Monthly Report for September 2024
<b>Department Head:</b>		
<b>City Manager:</b> Heather Sanchez		
<b>PRESENTED BY:</b> Heather Sanchez		

The following reports cover the activities of the City’s various departments. Below is a statement regarding major issues covered by the City Manager’s office. Additional information is provided in the bi-weekly updates from the City Manager to the Council.

**September 2024 Report**

- Monthly meeting with Public Works Director
- Bi-Weekly meetings with Mayor and City Clerk
- Bi-Annual meetings with employees
- Meeting with Aaron Miltenburger, Boys & Girls Club
- Meeting with DOLA regarding grant application for Boyd School housing project
- Bi-weekly meetings with Economic Development Director
- Monthly meeting with City Clerk
- Multiple LEAD meetings
- Monthly meeting with Councilor Jackie Vigil
- First Friday
- Meeting with La Puente to discuss Soup Kitchen/Cold Weather Shelter
- Meeting with Airport Road Soup Kitchen/Cold Weather Shelter group
- Monthly meeting with Councilor Krebs
- Multiple budget meetings
- Little Learners Groundbreaking Ceremony
- Marketing Board Retreat presentation
- Monthly meeting with Councilor Carson
- Monthly meeting with Councilor Dominguez
- Art Reception
- Artfest activities
- Monthly meeting with Parks & Recreation Director
- Monthly meeting with Police Chief
- Monthly meeting with IT Director
- Weekly Leadership Team meetings
- Meeting with Denver Dumb Friends League
- Colorado Municipal League Fall District 8 meeting
- Monthly meeting with Development Services Director
- Monthly meeting with Councilor Hensley

- Monthly meeting with HR Manager
- Monthly meeting with Finance Director
- Participated in ASU internship class
- Meeting with Chamber Leadership group
- Monthly Economic Development Committee meeting
- Homeless Coalition meeting
- La Puente Board meeting
- Monthly meeting with Fire Chief
- Velhagen Clock Ribbon Cutting
- Creative District Committee meeting
- Public Budget meeting

**COUNCIL COMMUNICATION**

<b>Date: October 3, 2024</b>	<b>AGENDA NO.</b>	<b>SUBJECT:</b> Economic Development Report for September, 2024
<b>Department Head:</b> Kathy Woods, Economic Development		
<b>City Manager:</b> Heather Sanchez		
<b>PRESENTED BY:</b> Heather Sanchez		

- **Current Projects:**
  - Rural Philanthropy Days Mid- September was a hit. Over 300 participants that brought economic boosts to Alamosa and the SLV
  - Ground Breaking for the Early Childhood Center
    - I continue to co-chair the fundraising effort - we are about half way there
  - Several meetings with Jade Communications
  - A little work on the ART FEST
  - Monthly Land Use and Building Code Enforcement meeting
  - Trinidad State College interactions
  - ASU Interactions
  - Correspondence with a solar farm project/Introductions and assistance - (Korsail Energy) connecting to local contractors and other critical businesses
  - Meeting with Visit Alamosa, Gigi Dennis and a business owner with an plan to create a Visitor destination
  - Yosemite Energy on Bio Fuel projects in the SLV - along with DRG
  - Saundra Stewart (Property Manager) on potential leasing of buildings available
  - Alamosa State Bank meeting regarding ASU Grizzley Club
  - Valhagen Clock Ribbon Cutting
  - ASU Internship project with Heather, Rachel and Beth (Visit Alamosa)
  - Contact information with Sprouts - a Natural Food Grocery Store (working on it)
  - SLV DRG Loan Committee meeting

**COUNCIL COMMUNICATION**

<b>DATE:</b> 10/14/2024	<b>AGENDA NO.</b>	<b>SUBJECT:</b> Communication Specialist Monthly Report for September 2024
<b>Department Head:</b> City Manager		
<b>City Manager:</b> Heather Sanchez		
<b>PRESENTED BY:</b> Jasmine Husmann		

- Worked part time
- Caught up on work from maternity leave
- Posted social media promotion for ARTscape
- Created ArtsFest Brochure
- Created Artwalk Brochure
- Created city wide newsletter
- Took CIRSA Trainings
- Worked with artscape artists and buyer for art piece
- Posted social media content

City of Alamosa  
Monthly Activities Report  
September 2024  
Public Works Department

**Streets:**

Patched **151** Potholes ( used asphalt recycler)  
Conduct road closure for 3 special events 400 block San Juan  
Traffic Control For 1 Parades  
Concrete removal for trip Hazard replacement  
Trip Hazard Replacement- 17 Locations  
Assisted with Downtown clock Project

- Traffic Control

Clean inlets and monitor flooding during heavy rainstorms  
Oversee PMSC Overlay on the following streets:

- W.7th Washington to West end of Pavement
- Gloria Pl.
- Angel Pl.
- Estrella Pl.
- Ciello Pl.
- Pikes Peak Pl.
- Monroe Pl.

Blade Gravel Roads  
Blade east end Leroy Ave.( Hauled In material and built up)  
Move planter on main street for parklet install  
Attend Employee meeting with city manager  
Continue with blanket traffic count  
Crush clean patching material  
Art Fest: Remove and Install all art pieces

**Solid Waste:**

Commercial Waste Hauled totaled 193 T.; Residential Waste Hauled totaled 129 T. Forty two extra pick-ups were completed. Three, 96 gallon toters, zero, 64 gallon toters and two yard waste toters were delivered. Three toters and six dumpsters were repaired.

## **Recycling:**

A total of 86 bales of various materials were made. Two hundred and two bales were shipped. A total of 5.2 tons of glass was processed. Landfill savings totaled \$899.71.

## **Water Treatment Facility:**

Water Pumped for Municipal usage from Water Wells = 73,544,571 gal

Potable Water Treatment Plant Produce=63,664,665 gal

Average Chlorine delivered to the Distribution system=.91 mg/l

Average Raw Arsenic Treated= 34.4ppb

Average Finished Water Arsenic= 6.2ppb (MCL=10 ppb)

### Chemicals used to Treat Water:

Ferric Chloride= 2,400 gal

Chlorine= 956 gal

Average Water Recovered in Treatment= 91.8%

Construction water 11,700gal 7,600 inkinde Alamosa County

Did Cleans on Fibers Every Wednesday

Kody started working in both Water and WasteWater Plants.

Tank Inspection on Foster and East Alamosa Brush Lane.

Fished LCRR report and ready to hand into to CDPHE once Harry Approves

Notice to proceed to HYDRODynamics for well decommissioning

Ordered and received Ferric Chloride

Did jar testing using Ferric Sulfate to reduce Arsenic

Ordered and received call out system for Generators for 12&21st wells

Calibrated PH and Turbidity meters

Replaced o-rings on Chlorinators

Fixed Chlorine line

Cleaned and organized Lab.

Worked with Steve Copley on Plant well Building lay out

Meeting with Megan BackFlow Program

EcoDynamics worked on Well Head Plant Well

Cleaded Waste Surge Tank

Received Meter from AMWest

Ordered Chlorine

Re-Wired RTU Plant well



## **Water (Distribution System):**

Non-potable water pumped from Irrigation, Murphy and Weber wells: 5,291,820 Gallons  
Bacterial Samples Collected and Came Back NO Problems: 10  
Checked and wrote down Meter usage numbers for 8 Wells 7 day a week  
Read meters 15th-24th  
Meters Rereads:71  
Turn off and on at Customer Request: 34  
Water turn OFF Non Payment: 21  
Service Orders From City Hall: 34  
Zero Consumption Accounts Visited: 0  
811 Locates Done: 77  
Call out after work hours water related: 11  
Water Taps Done: 2  
Accounts Checked for Leaks: 2  
House wired for meters: 2  
New Meters entered into System New or Replaced: 3  
Meters Looked at that have problems: 80  
Repaired Touch read pad or wire: 2  
Meter and meter pit upgrades: 2  
Meter pit lids worked on: 6  
Cleaned and Marked Meter pit lids: 6  
Hung Door Tags for appointments: 0  
Water meters delivered to new customers: 0  
Water Main Valves Exercise: 14  
BO/BR for meters: 60  
Note List for meters: 109  
Water services Inspected: 0  
Fire Hydrants flushed:6  
Fire Hydrants Serviced: 2  
Fire hydrants Replaced: 0  
Curb stops repaired: 2  
Fixed shut of lids: 0  
Curb stopes blown out : 5  
Read Meters by Tapping them: 5  
2 Calls for Brown Water: at W7th and Gloria,12th & State: Flushed 7 Fire Hydrants around town preventive measures  
Cleaned shop weekly  
Moved inventory from Quonset Building for insulating  
Insulation of Quonset building completed Tylor inspected and said it was good  
Stared moving inventory back into Quonset  
Had class on fire hydrant repairs  
Had Cirsa class on Harassment and Defensive driving.  
Reprogramed meters to read 1,0000 gal. : 50

### **WasteWater Treatment Facility:**

Total Water treated and placed back into River: 37,890,000 Million Gallons  
Last Month: 39,345,000 Million Gallons  
East Alamosa Treated: 2,693,000 Million Gallons  
BOD Removed from sewage: 97%  
TSS Removed from sewage: 99%  
E.coli released in Effluent : 1.8/100 Limit of 147/100  
Ammonia as Nitrogen Released to River : 0.3Mg/l      Limit Max: 8 Mg/l Max

Worked on and handed in for August 2024 Reports.

Collected and ran all routine monthly samples.

Collected and sent out Wastewater covid samples on Monday's & Thursday's.

Ran Generator on Monday's for 1 hr.

Blower #2 on, #1 off, #3 on during the day

UV bank 1A on 1B off.

Screw pump #1 Lead, 3 Lag, 2 Stand By

Did locates

4th Had a meeting with CDPHE to go over what is needed for the renewal of the permit for the WWTP.

9th Emailed JVA to set up a meeting to go over what is needed for the permit renewal process.

Pulled UV Bank 1B Modules and added cleaning solution and grease. Also replaced a ballast on module #3, ballast #3.

11th Received an email from CDPHE regarding DMR QA 44 date changes. We were supposed to have a meeting with JVA but they had to reschedule.

13th Had a meeting with JVA to go over the permit renewal application.

16th Emailed JVA documents needed for the permit renewal application. Worked on and submitted NetDMR for August 2024.

17th Attended Activated Sludge class put on by Indigo Water.

19th Influent meter tripped.

23rd Cleaned truck.

24th Cleaned clarifier #1. Cleaned effluent probe and replaced salt bridge.

25th Cleaned headworks and UV room. JVA emailed the permit renewal draft.

26th Influent meter tripped. Called Randy about things I saw missing from the permit renewal application.

30th Gave a tour to new hires. Cleaned and mopped floors.

### **Sewer(Collection System):**

Checked and wrote down clock run hours for 18 Lift Stations 7 day a week

Ran Generators

811 Locates Done:77

Called out after work hours sewer related: 4

Checked for plugs @ customer req. : 4

Sewers Flushed because customer called : 0

Sewer Lift Stations Cleaned: 10  
Pulled Sewer Lift Station Pumps: 22  
Blocks of sewer line cleaned: 1220ft  
Manholes Checked /Cleaned: 118  
Inspection of sewer service: 0  
New Sewer Taps Done: 2  
Camera lines: 0  
Had Cirsa class on Harassment and Defensive driving.  
Cleaned Mechanic shop sand trap  
Worked on securing bank at lagoons  
Looked at potential sewer problem at comfort inn hotel  
RMS started 14th st lift station replacement dewatering and set bottom base of wet well  
Replaced #2 pump with new one at the golf course #1 lift station  
Moved old discontinued lift station pumps out of storage.  
RMS picked up all equipment for 14th st lift station except generator  
Attended class on sewer operations all employes from water and sewer  
Talked Gardner Excavation going to start to replace sewer main between main and 6th Ross to Edison


### **Storm Drain System**

Storm Lift Stations Checked/Maintained: 15  
811 Locates : 77  
Blocks of line cleaned; 5770 ft  
14th st pump bad order new one over 30 yrs old  
Oweans pump bad order new on over 30 yrs old  
Hauled off water from washington and tremont storage pond

### **East Alamosa:**

Bacterial Samples Collected and Came Back NO Problems: 2  
Water supplied to from Water Plant:4,392,471 Gal last month was 5,839,250Gal  
Water Pumped from Hwy 17 Well: 1,045,981 Gallons  
Wastewater Treated: 2,693,000 Gallons:  
Checked and wrote down clock run hours for 9 Lift Stations 7 day a week  
Water Turned Off or On: 0  
Called out After Hours: 3  
Lift Stations Cleaned: 4  
Pumps pulled at lift stations: 12  
Manholes Cheeked/Cleaned: 48  
Sewer Rodded: 0  
Worked on Monthly Report  
Did Locates: 1  
Office called to do a variety of things 3  
Ran Generator #1 Lift Station

Tank Inspection done for Brush Lane Tank  
M&M lift Station called out after hours  
HWY 160 and Price lift station after hours  
#2 lift station called out after hours high alarm this is happening when it rains (my be coming from the hotel)  
Checked water meter 273 E 4th  
Checked sewer at O&V printing  
Reviewed video of sewer service and gave opinion



09/01/2024 - 09/30/2024

Name	Unit #	WO #	Maintenance Type	Description	Assigned To	Labor Hours	Hours	Maintenance Status	Completed Date
2015 FORD EXPLORER	106	13901	Tires	TIRE /TRANSMISSION MOUNTS	PAUL PENA	4.00	0.00	3. Closed	9/30/2024
2022 FORD F250 SUPER DUTY	406	13900	Engine	truck running rough	JAMES LOPEZ	0.00	2.00	3. Closed	9/30/2024
2016 MACK LEU613	503	13898	Tire Repair /Flat Repair	passenger front tire needs replaced	JAMES LOPEZ	2.00	6580.00	3. Closed	9/30/2024
2014 FORD F250 SUPER DUTY	303	13896	Body	REPLACE RUNNING BOARD	PAUL PENA	1.00	0.00	3. Closed	9/25/2024
2011 FORD F-150	305	13895	Tire Repair /Flat Repair	TIRE REPAIR	PAUL PENA	1.00	0.00	OPEN	9/25/2024
2022 FORD F250 SUPER DUTY	706	13894	SERVICE	SERVICE	PAUL PENA	2.00	0.00	3. Closed	9/24/2024
2020 PETERBUILT PB 520	505	13893	ARM	Replaced broken cover pieces on the arm.	PAUL PENA	2.00	6162.00	3. Closed	9/16/2024
2010 FORD F-150	404	13892	Wiper Blades	Wiper Blades are worn out	Paul Henry	0.00	0.00	3. Closed	9/24/2024
2021 DODGE DURANGO	118	13891	Tires	Install 4 tires	PAUL PENA	2.00	2.00	3. Closed	9/19/2024
2021 Chevrolet SILVERADO	8212	13890	SERVICE	Service	PAUL PENA	2.00	0.00	3. Closed	9/24/2024

# Maintenance Report

Name	Unit #	WO #	Maintenance Type	Description	Assigned To	Labor Hours	Hours	Maintenance Status	Completed Date
2020 PETERBUILT PB 520	505	13889	Hydraulic System	Replaced front and rear U Joints for Hydraulic pump	TIM HILLIS	4.00	6162.00	3. Closed	9/30/2024
2018 FORD EXPLORER	112	13888	SERVICE	SERVICE	PAUL PENA	2.00	0.00	3. Closed	9/23/2024
2020 DODGE DURANGO	128	13887	Tires	REPLACE ALL TIRES	PAUL PENA	3.00	0.00	3. Closed	9/23/2024
1997 EXCEL EX60 HORIZONTAL BALER	550	13886	Belt	Installed new lacing on conveyer belt	JAMES LOPEZ	4.00	0.00	3. Closed	9/23/2024
2007 FORD F-150	701	13885	Wiper Blades	Wiper Blades are worn out	TIM HILLIS	0.00	0.00	3. Closed	9/23/2024
2012 PACIFIC 7500 D GENERATOR	207	13884	Battery	Replaced Battery	PAUL PENA	1.00	134.00	3. Closed	9/24/2024
2022 FORD F250 SUPER DUTY	706	13882	Service Auxiliary Engine	Service Rear Auxiliary engine	PAUL PENA	0.50	0.00	3. Closed	9/23/2024
2011 FORD F250 SUPER DUTY	703	13881	Service Auxiliary Engine	Service rear engine	PAUL PENA	0.50	3023.00	3. Closed	9/23/2024
2020 PETERBUILT PB 520	505	13880	Brakes	Replaced front and rear brakes and drums	PAUL PENA	6.00	6162.00	3. Closed	9/16/2024
2019 FORD F350 FLATBED TRUCK	302	13879	SERVICE	SERVICE	PAUL PENA	2.00	696.00	3. Closed	9/19/2024
2012 CHEVROLET TAHOE	006	13878	Electrical System	ELECTRICAL	PAUL PENA	1.00	0.00	3. Closed	9/18/2024

Name	Unit #	WO #	Maintenance Type	Description	Assigned To	Labor Hours	Hours	Maintenance Status	Completed Date
2012 WACKER WL30	552	13877	Fuel System	Fuel cap is broke	JAMES LOPEZ	0.00	4653.00	3. Closed	9/18/2024
2016 FORD F350 PICKUP	705	13875	MAJOR SERVICE	MAJOR SERVICE	PAUL PENA	8.00	0.00	3. Closed	9/18/2024
2022 FORD F-150	124	13874	Winds hield/ Glass	REPLACE WINDOW CENTER CONSOLE	PAUL PENA	1.00	0.00	3. Closed	9/11/2024
2012 CHEVROLET TAHOE	006	13873	Battery	battery needs replaced	JAMES LOPEZ	1.00	0.00	3. Closed	9/10/2024
2023 International HV513 Sewer Truck3	402	13870	Air Conditioning System	ac not working	JAMES LOPEZ	0.00	345.00	3. Closed	9/4/2024
2020 PROGRESSIVE PRODUCTS APEX 2016 STAGE	729	13869	SERVICE	service engine	JAMES LOPEZ	3.00	0.00	3. Closed	9/4/2024
2017 WALKER MT25I-II	627	13867	General Repair	Bed would not raise	JAMES LOPEZ	0.00	1349.00	3. Closed	9/3/2024
2003 DAEWOO G25P-3	511	13866	Battery		JAMES LOPEZ	0.00	6346.00	3. Closed	9/4/2024
2012 CHEVROLET TAHOE	006	13852	Steering/Suspension	front diff broke	JAMES LOPEZ	6.00	0.00	3. Closed	9/10/2024
2014 FORD POLICE INTERCEPTER	103	13835	Engine	TIMING WENT OUT	PAUL PENA	40.00	6.00	3. Closed	9/5/2024
2023 FORD F-150	301	13831	Tire Repair/Flat Repair	Replaced right front tire.		0.00	0.00	3. Closed	9/23/2024



Name	Unit #	WO #	Maintenance Type	Description	Assigned To	Labor Hours	Hours	Maintenance Status	Completed Date
2016 FORD EXPLORER	111	13808	Engine	catalytic converter plugged	JAMES LOPEZ	6.00	5.00	3. Closed	9/9/2024
2013 POWERSCREEN XH320SR CRUSHER	465	13555	Hydraulic System	Conveyer Motor	COREY QUINLAN	0.00	3547.00	3. Closed	9/23/2024
2013 POWERSCREEN XH320SR CRUSHER	465	13453	Hydraulic System		COREY QUINLAN	0.00	3547.00	3. Closed	9/18/2024
						105.00			

Total Records: 35

10/1/2024

City of Alamosa Development Services Department  
Monthly Activity Report  
September 2024

- Planning:
  - 6 land use cases - 1 zoning verification, 1 temporary use permit, 1 sign, 1 appeal, 1 STR, 1 commercial site plan review
  - American Planning Association conference in Loveland, including a cameo discussion on Alamosa's success with the Walsh hotel demo
  - Pre-development meeting for storage units at 17th and State
  - Pre-development meeting for a large garage
  - Outreach to all restaurants on mobile food vending ordinance
  - Helped with NOVs for branches in the right-of-way for Public Works
  - Meeting to discuss the future of the SLV GIS/GPS authority
  - Discussed building economic impact calculators with Visit Alamosa
  - Special Improvement District (SID) community meetings with Public Works
  - Meeting with CDOT Region 5 Traffic & Safety Program Engineer
  - Natural Medicine stakeholder webinar
  - Work on ordinances for vacant building registration, mobile food vending, Main Street code revisions, downtown school, and Dark Sky Initiative
  - Participated in Bike Coalition's first AARP safety audit
  - Meetings: Planning Commission, Main Street Advisory Committee, Creative District, Economic Development, Alamosa Housing Authority, Planning Commission chair, code enforcement, RAISE project, Bike Coalition
- Building:
  - Total Permits Issued- 12
    - Solar- 3
    - Re-roof- 4
    - Remodel- 1
    - Window- 2
    - New Single Family Dwelling- 1
    - Misc.- 1 (Porch)
  - Total Project Costs: \$482,114
  - Total Fees: \$13,058.78
- Downtown:
  - Completion and ribbon cutting for Velhagen Clock!
  - Special Planning Commission meeting on educational uses in the CBD
  - Participated in ASU internship program on attracting students downtown
  - Helped with sculpture installations for ARTScape
  - Met with the Hunt Avenue engineering team
  - Monthly progress meeting with CDOT on Hunt Avenue
- Levee:
  - Quarterly Levee check in with USACE and CWCB
  - Continued coordination with Alamosa Riverfront Project

- Housing:
  - Kickoff with Tierra Azul construction team
  - Discussed next steps for houses on potential list for demolition including working with co-responders, adult protective services, and other community support organizations to help with housing/case management
  - Pre development meeting for an infill residential development
  - Regular meeting with Behavioral Health Administration for Horizon Heights

# Alamosa Fire Department Monthly Report

## September 2024

During September 2024, the Alamosa Fire Department responded to 40 calls for service, 25 were within the City Limits and 15 were in the County.

### Training

Fire fighters completed 201 hours of training.

### Public Relations Events

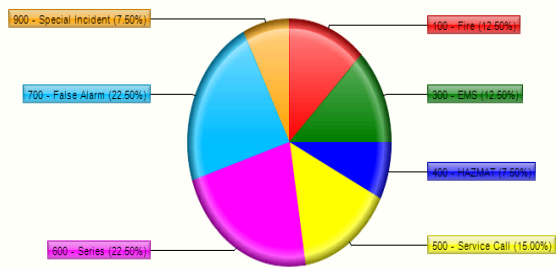
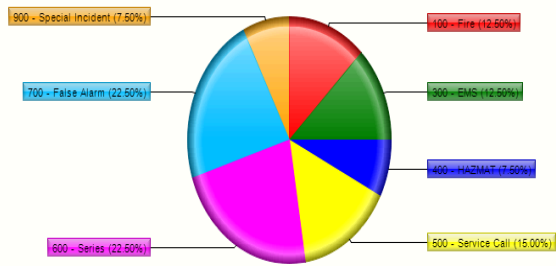
Alamosa firefighters attended 3 PR events.

### Inspections


13 inspections were done this month.

### Fire Incident Type Breakdown

Incident Type Group	
100 - Fire	5
300 - EMS	5
400 - HAZMAT	3
500 - Service Call	6
600 - Series	9
700 - False Alarm	9
900 - Special Incident	3
	40



**COUNCIL COMMUNICATION**

<b>DATE</b> October 10th, 2024	<b>AGENDA NO.C. 8. a</b>	<b>SUBJECT:</b> IT Director Monthly Report for September 2024
<b>Department Head:</b> 		
<b>City Manager:</b>		
<b>PRESENTED BY:</b> Brandon Gallegos		

Below is a statement regarding major issues covered by the City IT Department:

**September 2024 Report**

- Initial Project Call for Firewall replacements.
  - Brandon Gallegos and Christian Batzer attend a meeting in regards to the planning of the replacement of both the city's Sonicwall Firewalls.
- Veeam Licensing Renewal Discussions.
  - Brandon Gallegos and Christian Batzer attended a meeting in regards to the licensing renewal of the Veeam software the city utilizes for backups of vital data. This was due to changes in how the city was being billed by Veeam.
- Inventoried all City cellphone's and lines of service.
  - Brandon Gallegos diligently re-inventoried all city issues cell phones with the goal of consolidating billing and closing out any unused accounts.
- Deployed new Desktop for Captain position.
  - Alejandro Torres deployed a new replacement computer for the police department captain's position.
- Purchased more Rapid Radios after Trial success.
  - After a very successful trial period, the City purchased multiple Rapid

Radio systems for communication purposes between the public works department.

- Deployed new desktop and laptop for Public Works Director.
  - Alejandro deployed a new replacement laptop and desktop for the City's Public works department head.
- Purchased new phone for Administration Sergeant position.
  - Brandon Gallegos purchased and deployed a new phone line and phone for the new Administrative Sergeant position within the police department.
- Attended Budget Work Session.
  - Brandon Gallegos Attended the annual budget work session for the City of Alamosa.
- Attended Public Budget Meeting Presentation.
  - Brandon Gallegos attended the annual Public budget meeting presentation held after the budget work session went through.
- Attended Cyber Security Seminar.
  - Brandon Gallegos attended a cyber security seminar with the goal of furthering the city's knowledge on current day threats within the information technology realm.
- Resolved connection issues with RMS Server.
  - Alejandro Torres worked with Tyler Technologies support to resolve an issue with the City's RMS server which was preventing the city from receiving reports from the state.
- Patched all City-owned computers to the latest patch and vulnerability fixes from Microsoft. This monthly patching helps protect our computers from malicious software, resolve general Windows issues/bugs, and provide access to new Windows features.

In Monte Vista, we performed the following items:

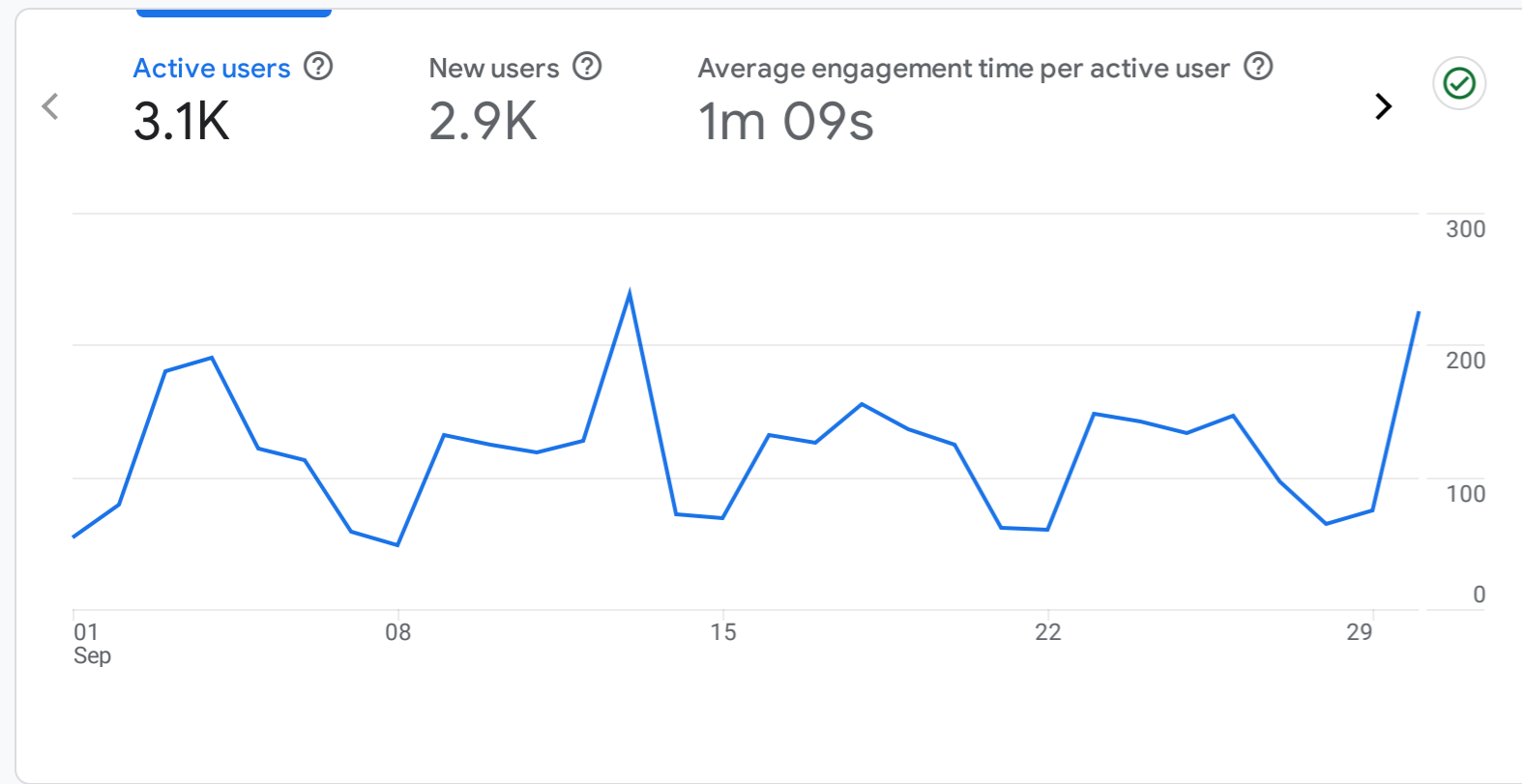
- Time Clocks in PW Shops and WasteWater fixed.
- Laptop updates for Chief.
- Aided during SLV Rural Philanthropy days.
- Network checkup SkiHi for Rural Philanthropy days.
- New cable ran for the offline camera.
- New workspace made in Caselle for Clerks when at the front desk.
- Computer check-up for Eugene in PD.
- Trail Camera issues troubleshot PD.
- PDF issues fixed for Shannon in HR.
- Key fob issues for Chief fixed.
- ENGAGE users cleaned up - removed and verified no door access on older accounts.
- MuniBit website update.
- SIM card service issues being fixed.
- New printer setup for PW/Planning associate.
- Privacy screens put in place for Michelle Sechrist.
- HDMI port in banquet room troubleshot - SkiHi.
- Cellphone upgrade for Stephanie and Tori at SkiHi.
- Cash drawer not opening fixed for Sarah.
- Scanning door fix for HR.
- Network port troubleshooting for SkiHi.
- Caselle updated manually for Judy.
- Access terminated for Michael Martinez and Arther Lopez (Junior).
- Broken standing desk replaced for DJ.
- Car 11 network fixed - wasnt connecting.
- Access for Sarah fixed in LaserFiche.



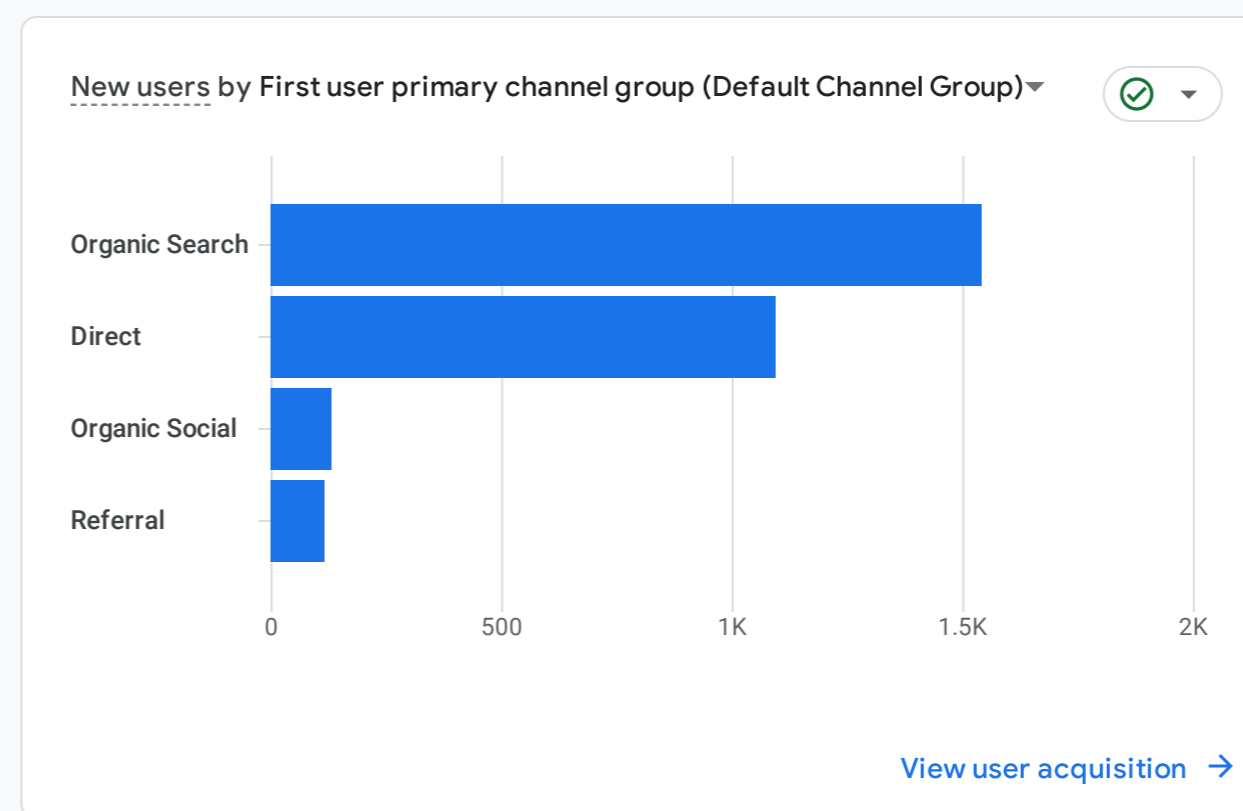
All Users Add comparison

Custom Sep 1 - Sep 30, 2024

Reports snapshot



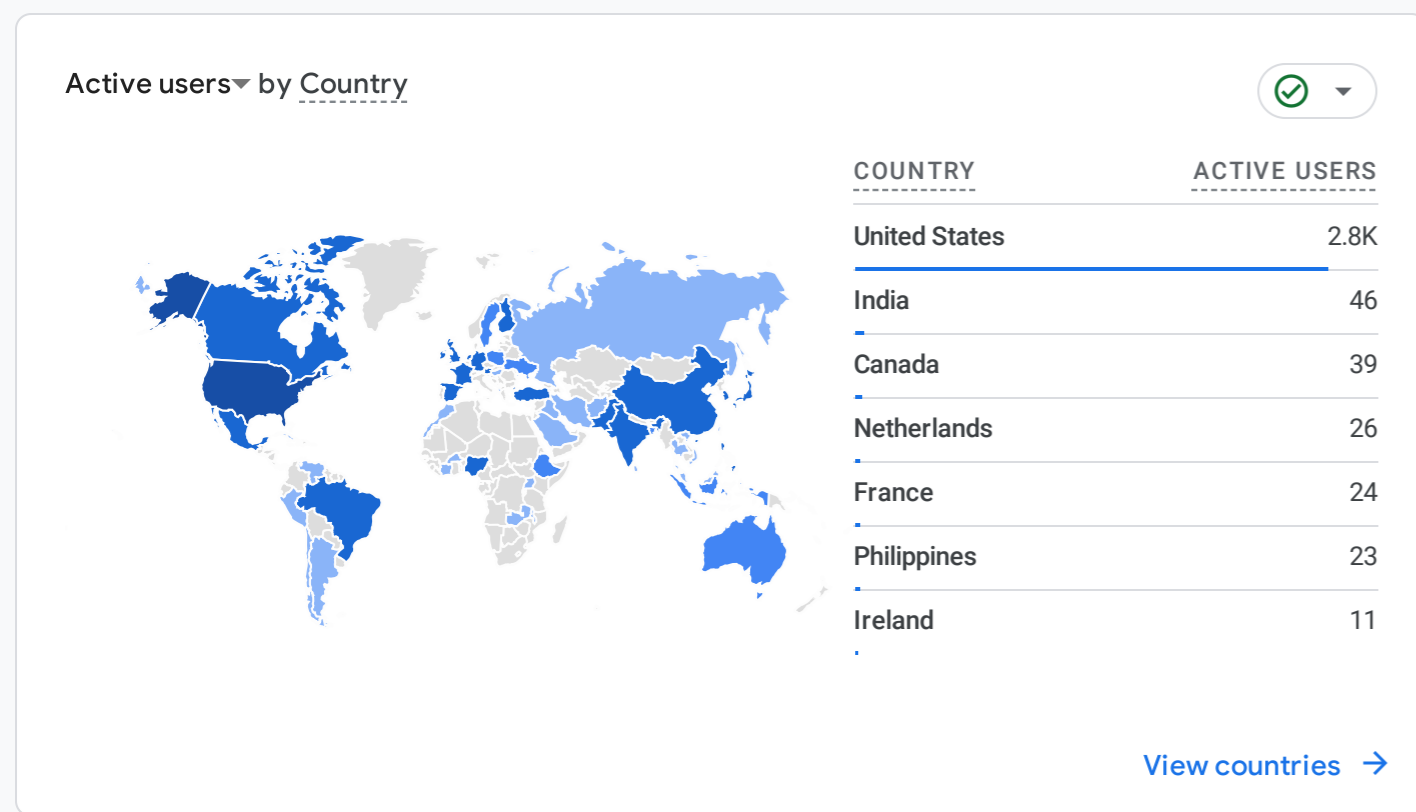
WHERE DO YOUR NEW USERS COME FROM?



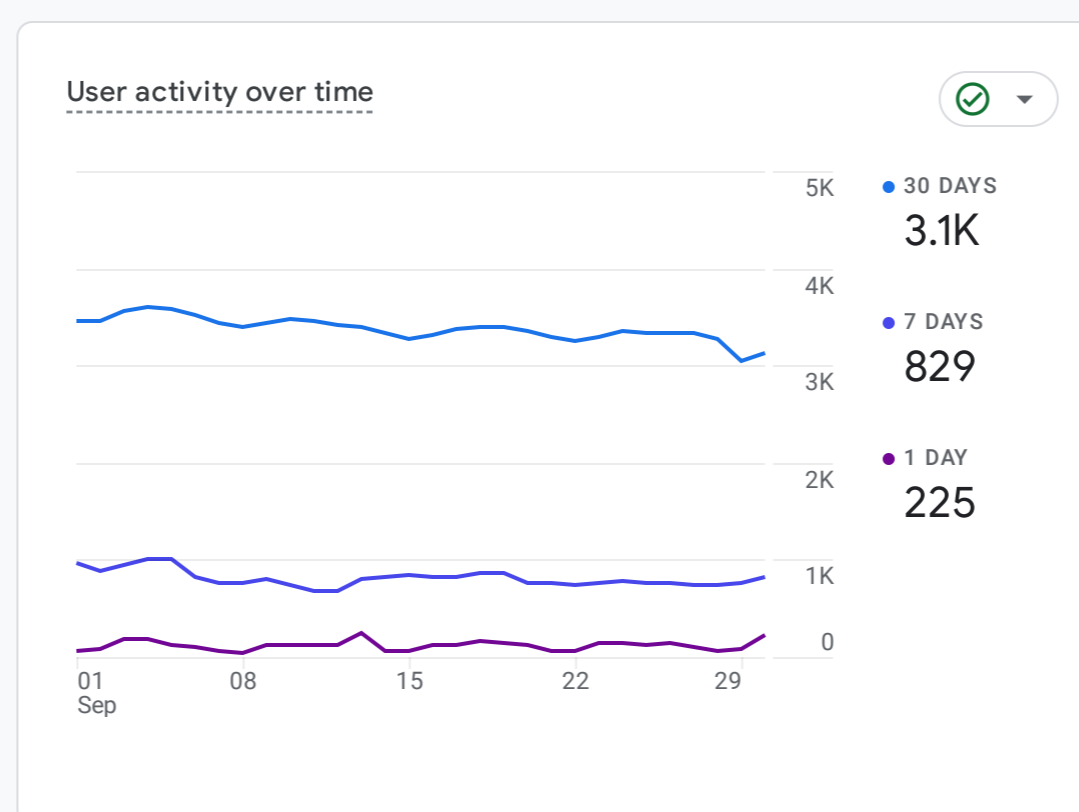
WHAT ARE YOUR TOP CAMPAIGNS?

Sessions by Session primary channel group

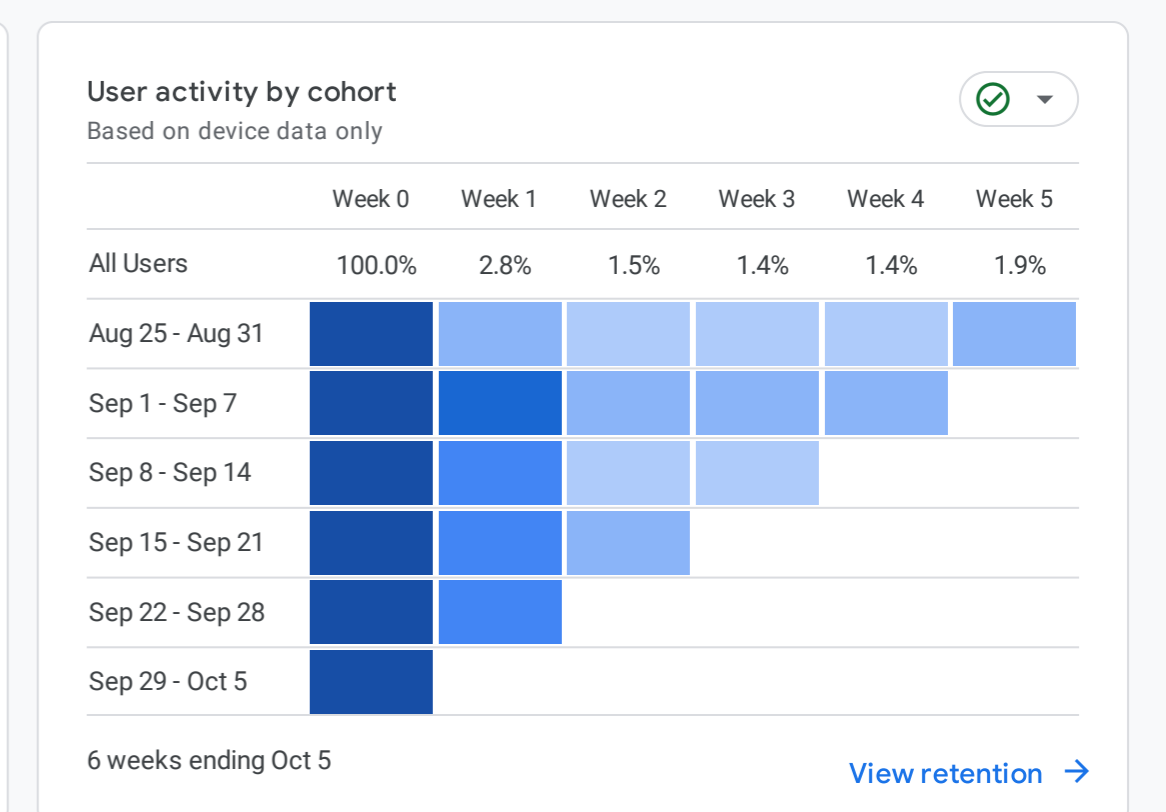
SESSION PRIMARY CHAN...	SESSIONS
Organic Search	2.6K
Direct	1.2K
Organic Social	146
Referral	143
Unassigned	14



HOW ARE ACTIVE USERS TRENDING?



HOW WELL DO YOU RETAIN YOUR USERS?



WHICH PAGES AND SCREENS GET THE MOST VIEWS?

Views by Page title and screen class

PAGE TITLE AND SCREEN ...	VIEWS
Home ~ - City of Alamosa	1.6K
Employment & Volunteer Opp...	531
Public Bids - City of Alamosa	446
City Auctions - City of Alamosa	252
Utilities - City of Alamosa	237
City Council Members - City o...	211
Finance - City of Alamosa	194

WHAT ARE YOUR TOP EVENTS?

Event count by Event name

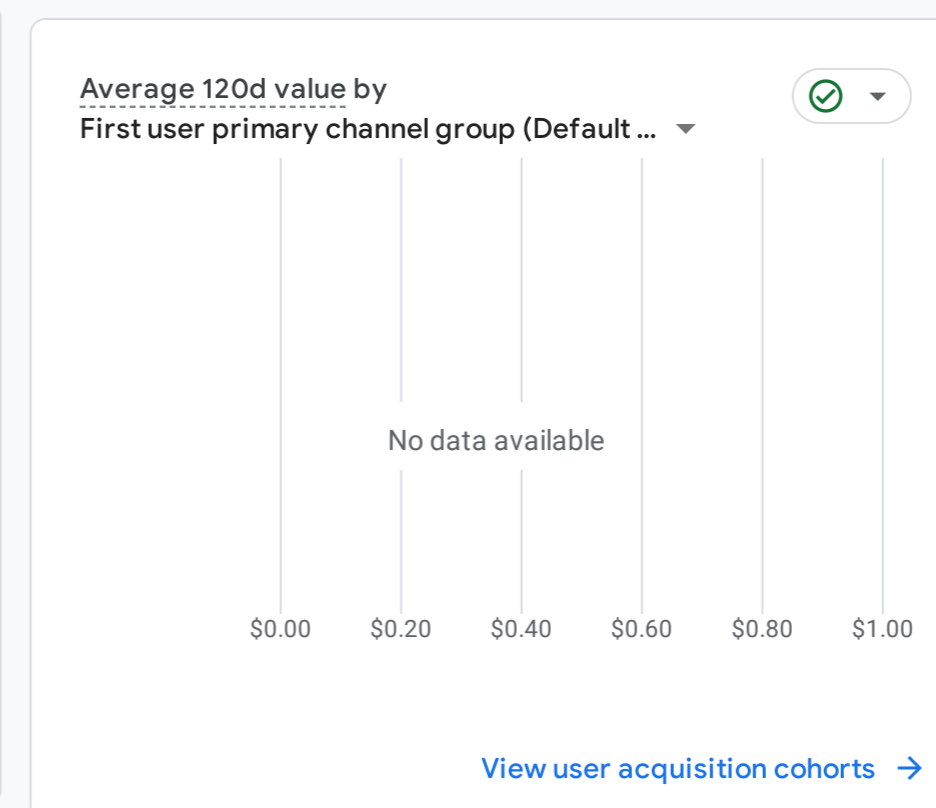
EVENT NAME	EVENT COUNT
page_view	11K
user_engagement	5.8K
session_start	4.2K
first_visit	2.9K
click	402
Ivory Search - Default	323
file_download	160

WHAT ARE YOUR TOP PERFORMING KEY EVENTS?

Key events by Event name

EVENT NAME	KEY EVENTS
No data available	

WHERE DOES YOUR AVERAGE 120D VALUE COME FROM?

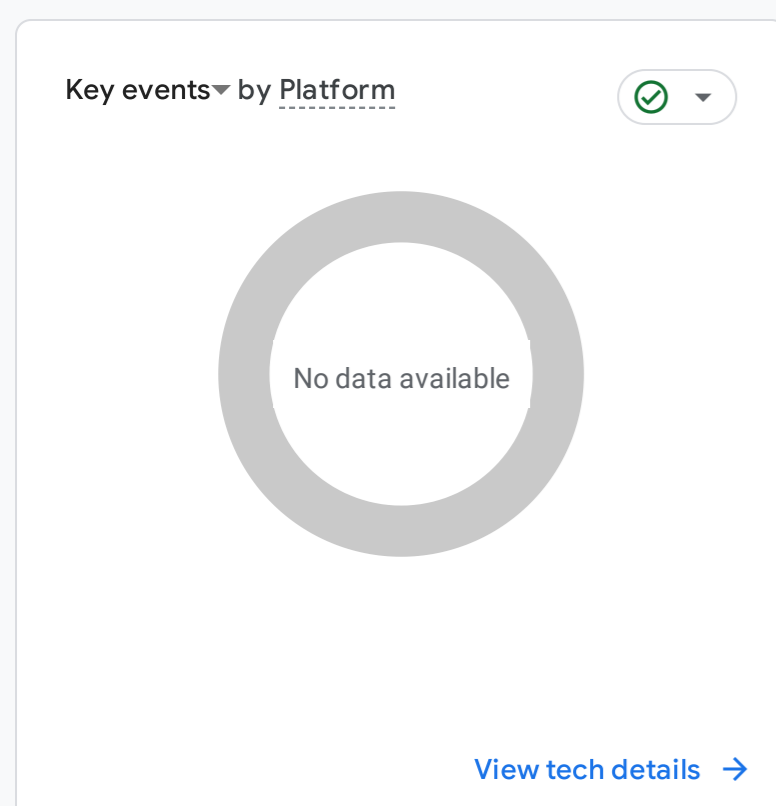


WHAT ARE YOUR TOP SELLING PRODUCTS?

Items purchased by Item name

ITEM NAME	ITEMS PURCHA...
No data available	

HOW DOES ACTIVITY ON YOUR PLATFORMS COMPARE?



### Priority

Total number of tickets for the selected priority

Priority metric



- high 4
- low 16
- medium 6

### Status

Total number of tickets for the selected status

Status metric



- Closed 24
- Open 2

### Source

Total number of tickets for the selected source

Source metric



- Manually Added 26

### Category

Total number of tickets for the selected category

Category metric



Nothing to show yet for this Insight. Please add more category information to your SavedReport.

### Ticket First Response

Response status of the tickets

Ticket First Response metric



- Responded 21
- Unresponded 5

**City Clerk/Municipal Court  
September 2024 Monthly Report**

Prepared and distributed 8 birthday cards.

LIQUOR:

- Sent out monthly renewal letters.
- Renewals:
  - My Brother's Place
  - Juanito's Restaurant
  - City Market
  - Purple Pig Pizzeria Pub
  - Calvillo's Inc
  - Bank Shot Sports Bar
  - SLV Brewing Company
  - American Legion
- Inspections:
  - The Wet Paintbrush
  - Knights of Columbus
  - My Brother's Place
  - Juanito's
  - City Market
  - Purple Pig Pizzeria Pub
  - Calvillo's Inc
  - Bank Shot Sports Bar
  - SLV Brewing Company
  - American Legion
- Special Events Permits:
  - Knights of Columbus

RECORDS:

- Continually update Laserfiche with old records.

COURT:

- Court held September 3, 11, 12, 19
- Monthly meeting with BC Services.
- Met with CRP regarding referrals for Restorative Justice.
- Swearing in of new Officer Alexis Martinez.
- Hosted CAMCA Court Basics Training

TRAINING:

- Attended multiple webinars:
  - NCSC: Back to School: Legal Advice vs. Legal Information - A Court Staff Essential
  - NSCS: Streamlining Jury Selection: The Power of Remote Case-Specific Juror Questionnaires
  - NSCS: Navigating Leadership - What Does Leadership Mean to You?
  - NACM DEI Webinar: Evolution of Terms, Concepts, & Strategies

OTHER:

- Regular attendance to Work Sessions and Council meetings.
- Attended weekly leadership team meetings.
- Attended Special Meeting for Executive Session.
- Attended bi-weekly meetings with Mayor and City Manager.
- Monthly meeting with City Manager.
- Attended weekly meetings with Leadership Coach.

- Monthly department meeting with staff.
- Monthly one on one meetings with staff.
- Attended Public Budget meeting.

OUTSIDE REPRESENTATION:

- Attended CMCA Short Shots Workgroup meeting.
- Attended CMCA Annual Conference Committee meeting.
- Attended CMCA Education Committee meeting.

# Filed Or Closed Cases Listing



ALAMOSA MUNICIPAL COURT

10/10/2024 11:28:43 AM

**Totals For Filed Date From 09/01/2024 To 09/30/2024**

**Posted Fee Totals For Posted Date From 09/01/2024 To 09/30/2024**

## Violations By Filed Date

CITY ORDINANCE	74
PARKING	36
TRAFFIC	31
<b>Total Violations Filed:</b>	<b>141</b>

## Violations Completed-Paid Fines By Filed Date

### CL-DOCKET CLOSED

CITY ORDINANCE	5
PARKING	24
TRAFFIC	34
<b>CL</b>	<b>63</b>

### DENIED-DENIED FILING, CLOSED

CITY ORDINANCE	7
<b>DENIED</b>	<b>7</b>
<b>Total Violations Completed-Paid Fines:</b>	<b>70</b>

## Violations Completed-Other By Filed Date

### DD-DISMISSED AFTER DEFERRED

TRAFFIC	3
<b>DD</b>	<b>3</b>

### DP-DISMISSED BY PROSECUTOR

CITY ORDINANCE	9
TRAFFIC	7
<b>DP</b>	<b>16</b>

### DV-DIVERSION VOID

# Filed Or Closed Cases Listing



ALAMOSA MUNICIPAL COURT

10/10/2024 11:28:43 AM

**Totals For Filed Date From 09/01/2024 To 09/30/2024**

**Posted Fee Totals For Posted Date From 09/01/2024 To 09/30/2024**

## Violations Completed-Other By Filed Date

CITY ORDINANCE	4	
DV		4
<b>UL-UNABLE TO LOCATE</b>		
TRAFFIC	2	
UL		2
<b>Total Violations Completed-Paid Fines:</b>		<b>25</b>

<b>Total Violations Completed-Paid Fines:</b>	<b>70</b>
<b>Total Violations Completed-Before Judge:</b>	<b>0</b>
<b>Total Violations Completed-Before Jury:</b>	<b>0</b>
<b>Total Violations Completed-Before Teen Court:</b>	<b>0</b>
<b>Total Violations Completed-Other:</b>	<b>25</b>
<b>Total Violations Completed:</b>	<b>95</b>
<b>Total Violations Filed:</b>	<b>141</b>
<b>Net Difference Filed - Completed:</b>	<b>46</b>

## Warrants Issued

CITY ORDINANCE	34	
TRAFFIC	1	
<b>Total Warrants Issued:</b>	<b>35</b>	<b>Total Violations: 35</b>

## Warrants Cleared

CITY ORDINANCE	30	
TRAFFIC	2	
<b>Total Warrants Cleared:</b>	<b>32</b>	<b>Total Violations: 32</b>

# Filed Or Closed Cases Listing



ALAMOSA MUNICIPAL COURT

10/10/2024 11:28:43 AM

**Totals For Filed Date From 09/01/2024 To 09/30/2024**

**Posted Fee Totals For Posted Date From 09/01/2024 To 09/30/2024**

---

Total Warrants Issued:	35
Total Warrants Cleared:	32
Net Difference:	3

---

## Violations Completed-Other Paid By Filed Date

### AJ-TRAFFIC DEFERRAL

TRAFFIC	2	
AJ		2

---

### CL-DOCKET CLOSED

TRAFFIC	1	
CL		1

---

### CO-COLLECTIONS

CITY ORDINANCE	1	
CO		1

---

### PP-PAYMENT PLAN

TRAFFIC	3	
PP		3

---

### ST-STATUS HEARING

CITY ORDINANCE	4	
TRAFFIC	1	
ST		5

---

### TL-Trailing Case

# Filed Or Closed Cases Listing



ALAMOSA MUNICIPAL COURT

10/10/2024 11:28:43 AM

**Totals For Filed Date From 09/01/2024 To 09/30/2024**

**Posted Fee Totals For Posted Date From 09/01/2024 To 09/30/2024**

---

## Violations Completed-Other Paid By Filed Date

CITY ORDINANCE	1
TL	1
<b>Total Violations Completed-Other Paid:</b>	<b>13</b>

---



# Filed Or Closed Cases Listing



ALAMOSA MUNICIPAL COURT

10/10/2024 11:28:43 AM

**Posted Fee Totals For Posted Date From 09/01/2024 To 09/30/2024**

Fee Code	Fee Description	Paid
CCOST	COURT COSTS	\$250.00
CFEE	COLLECTION FEE	\$3.84
DEFER	DEFERRED FEE	\$100.00
DFLT	DFLT JUDGMENT	\$30.00
FINE	Fine	\$6,112.00
LATE	LATE FEE	\$50.00
PD SUR	PD SURCHARGE	\$875.00
REST	RESTITUTION	\$621.88
TP	SERVICE CHARGE	\$65.00
UPSFEE	USEFUL PUBLIC SERVICE FEE	\$50.00
VA	VICTIMS ASSISTANCE	\$80.00
WF	WARRANT FEE	\$19.57

---

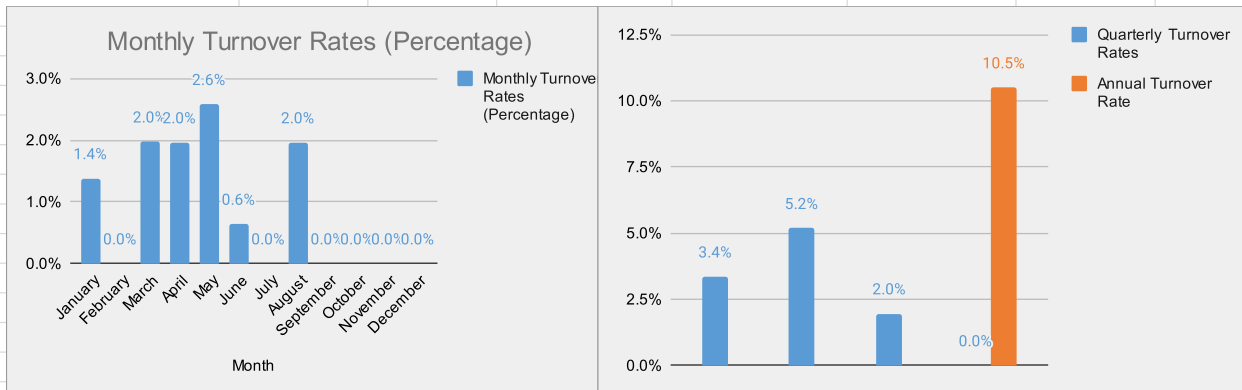
**Report Totals:** **\$8,257.29**

---

## City of Alamosa Turnover Rate

For Full-Time & Part-Time Year Round Positions

Month	Number of Separated Employees	Average Number of Employees	Monthly Turnover Rates (Percentage)	Quarterly Turnover Rates	Annual Turnover Rate
January	2	145	1.4%	<b>3.4%</b>	<b>10.5%</b>
February	0	151	0.0%		
March	3	152	2.0%		
April	3	153	2.0%		
May	4	155	2.6%	<b>5.2%</b>	
June	1	156	0.6%		
July	0	156	0.0%		
August	3	153	2.0%	<b>2.0%</b>	
September	0	156	0.0%		
October	0	1	0.0%		
November	0	1	0.0%		
December	0	1	0.0%	<b>0.0%</b>	



	January	February	March	April	May	June
Workers' Compensation Claims:	2	1	0	2	0	1
	July	August	September	October	November	December



# Alamosa Police Department

## September 2024 Month End Report

Part 1 Crime Category	Jul-24	Aug-24	Sep-24	Sep-23	Raw # Change	Year to Date
<b>Part 1 Violent Crimes</b>						
Homicide	0	1	0	0	0	4
Sexual Assaults	2	4	5	5	0	21
Robbery	0	1	1	1	0	7
Aggravated Assault	4	2	6	2	4	36
<b>Total Violent Crimes</b>	<b>6</b>	<b>8</b>	<b>12</b>	<b>8</b>	<b>4</b>	<b>68</b>
<b>Part 1 Property Crimes</b>						
Burglary	6	6	0	4	-4	41
Larceny	53	34	28	36	-8	321
Vehicle Theft	1	1	2	4	-2	8
<b>Total Property Crimes</b>	<b>60</b>	<b>41</b>	<b>30</b>	<b>44</b>	<b>-14</b>	<b>370</b>
<b>Total Part 1 Crimes</b>	<b>66</b>	<b>49</b>	<b>42</b>	<b>52</b>	<b>-10</b>	<b>438</b>
<b>Miscellaneous Offenses</b>						
Domestic Violence	7	6	11	8	3	67
Simple Assault	8	4	10	6	4	53
Drug Related	16	16	15	7	8	129
Liquor Laws	3	3	3	3	0	15
Harassment	7	4	10	5	5	58
DUI/DWAI/DUID	8	3	2	6	-4	45
Arson	0	0	0	0	0	4
<b>Traffic Related</b>					<b>0</b>	
Traffic Accidents	31	36	35	27	8	251
Fatal	0	0	0	0	0	0
Injury	3	8	3	6	-3	31
Property Damage	28	28	32	21	11	220
<b>Community Service Ofc</b>						
Dogs picked up	23	23	24	17	7	184
Animal Bites	3	1	1	4	-3	18
Barking Dog Complaints	2	1	0	4	-4	11
Wildlife Calls	10	5	19	7	12	63
Weed/Trash Removal	28	22	20	5	15	172
Snow Removal	0	0	0	0	0	2
Towed Vehicles	4	1	4	3	1	21
Red Tagged Vehicles	10	2	7	6	1	94
Summons Issued	35	55	50	38	12	283
Calls for Service	490	381	333	419	-86	3255

Submitted by: George Dingfelder, Chief of Police

**PARKS/CEMETERY**

● **Cemetery Activities**

	<u>September</u>	<u>Total 2024</u>	<u>Total 2023</u>
Cemetery lots sold	7	83	81
Graves open and closed	6	46	70
Graves set up for services	6	46	70
Graves raised to grade	3	26	52
Stones leveled	2	7	8
Columbarium niches sold	0	0	0
Disinterment	0	0	0

● **Tree Related Activities**

	<u>September</u>	<u>Total 2024</u>	<u>Total 2023</u>
Trees Pruned/Trimmed	86	391	462
Trees Planted	0	15	49
Dead Trees Removed	1	15	19

**Equipment Serviced:**

John Deere mower  
 Walker mowers  
 Plow truck  
 Apex Stage  
 707 Truck  
 704 truck  
 Backhoe  
 Push mower  
 Weed Trimmers  
 John Deere tractor  
 4 wheeler  
 4 wheeler spray tank  
 John Deere spray tank  
 Water truck #1 and pumps  
 Water truck #2 and pumps  
 John Deere and Schultzy mower

**Weed spraying:**

2260 gallons sprayed in the parks, cemetery, fairgrounds, and the ranch area.

**Routine work:**

Cemetery computer work  
Funerals and the digging of graves  
Playground inspections  
Raking of all fall material under the playground equipment  
Daily trash runs in the parks, cemetery, and ranch areas  
River dike checks  
Locates for the stone setters  
Enter headstone pictures and obituaries  
Daily bathroom checks and cleaning  
Daily locking and unlocking of bathrooms in the parks and cemetery  
Locking and unlocking parks bathrooms for special events  
Tree trimming  
Weed Spraying  
Stage setups and teardowns  
Poly cart hauling and dumping for events  
Weekly mowing and trimming of all small areas  
Mowing of all parks  
Mowing of cemetery field  
Mowing of Fairgrounds and all surrounding areas  
Mow Lee solar field  
Mow Blanca Vista  
Mow firebreak around homeless camp  
Mow South Craft both sides of road  
Mow North Craft both sides of road  
Mow dog park at Blanca Vista  
Mow Lee dog park  
Trim trees in dog park at Lee  
Drag Fairgrounds arena and all open areas  
Inventory of all cemetery and parks needs  
Tennis court maintenance  
Cut out bad area at Carroll tennis court to seal  
Roll on tennis court sand mix on bad areas at Carroll  
Water all trees  
Power wash pavilions at Cole park  
Adjust all timers at Cole park for track lights  
Adjust Train timer  
Trim trees on river dikes on the Eastside of State street  
Store all bases at Lee fields  
Set up stage at Society Hall and haul poly carts  
Set up stage for Stephanie Miner and haul poly carts  
Mow weeds at Victoria and Vigil way Lift station  
Set up tent for Octobrufest  
Set up Stage for Octobrufest and haul poly carts

Set up stage for ASU bonfire  
Clean Centennial park for Saturday event and check power  
Graffiti power washed at Centennial park  
Clean two cemetery garages and put new lights  
Clean Cemetery office storage and mopped all floors  
Clean out parks storage shed and disinfected inside and re shingled half of the roof  
Cleaned all parks bathrooms store rooms  
Adjust all sprinkler timers for cool temperatures  
Clean out Lee field store room  
Clean up metal storage building and add shelving inside  
Renovate Lee #3 and pick up all debris  
Drag Lee parking lot and driveways

---

## **Alamosa Family Recreation Center**

(719) 589-2105 | [www.alamosarec.com](http://www.alamosarec.com) | [City of Alamosa Activities on Facebook](#) | [City of Alamosa on](#)

[Instagram](#)

### **Summer/Fall Hours**

**Monday - Thursday: 6am - 8pm**

**Friday: 6am - 6pm**

**Saturday: 7am - 4pm**

**Sunday: CLOSED**

**Winter/Spring Hours Begin Nov. 1st**

**Monday - Thursday: 6am - 9pm**

**Friday: 6am - 6pm**

**Saturday: 7am - 6pm**

**Sunday: 12pm-6pm**

---

## **ADULT/YOUTH ART PROGRAMS**

**Adult Oil Painting**



## Current Session

September 5th - October 24th (Plein Air)

Thursday Mornings | 9am - 12pm; Various Locations

Cost: \$100

Registration OPEN NOW!

## 2024 Final Session

October 31st - December 19th (Studio)

Thursday Mornings | 9am - 12pm; Alamosa Family Recreation Center

Cost: \$100

Registration OPEN NOW!

Please visit [www.alamosarec.com](http://www.alamosarec.com), or contact the Recreation Center at (719) 589-2105.

Students bring their own supplies and meet at the Alamosa Family Recreation Center.

Fee: \$100 for the entire session. | \$15 - Daily Drop-ins

Beginners are welcome.

For material information please contact Coni.

Details & Registration: Contact the Alamosa Family Recreation Center

Other Questions? - Contact Coni Grant through her website at

[www.ConiGrant.com](http://www.ConiGrant.com)

## Adult/Junior Ceramics

**REGISTRATIONS ARE OPEN FOR BOTH UPCOMING SESSIONS!**



ALAMOSA PARKS & RECREATION  
WELCOMES ALL ARTISTS TO JOIN OUR  
**ADULT CERAMICS CLASS**  
**FALL SESSIONS 2024**  
INSTRUCTED BY LILI SILVA  
AUG 12TH - SEP 18  
MON & WED | 5PM-8PM  
(NO CLASS SEP 2ND & SEP 11TH)  
SEP 30TH - OCT 30TH  
MON & WED | 5PM-8PM  
LEARN HANDBUILDING TECHNIQUES TO CREATE  
POYS, SLAB PLATES, BOWLS, AND RELIEF  
DESIGNS. CERAMICS INSPIRED FROM FOUR HANDMADE  
DESIGNER, OR EXTENDING WITH HAND-RELEASED  
ONLANS, BOWLING, STYLISH AND TEMPORARY  
TEXTURE, SHAPE, FORM AND WORKS OF ART...OR  
MAKE BONUS GIFTS FOR FRIENDS.  
\$80/FULL SESSION  
\$15/DROP-IN  
REGISTER ONLINE AT [WWW.ALAMOSAREC.COM](http://WWW.ALAMOSAREC.COM)  
CLASS LOCATED AT ALAMOSA FAMILY RECREATION CENTER



ALAMOSA PARKS & RECREATION  
WELCOMES ALL YOUNG ARTISTS TO JOIN OUR  
**JUNIOR CERAMICS**  
**FALL SESSIONS 2024**  
AGES 8-17  
INSTRUCTED BY LILI SILVA  
AUG 15TH - SEP 12TH  
THURSDAYS | 5PM-7PM  
SEP 30TH - OCT 30TH  
THURSDAYS | 5PM-7PM  
LEARN HANDBUILDING TECHNIQUES TO CREATE  
POYS, SLAB PLATES, BOWLS, AND RELIEF  
DESIGNS. CERAMICS INSPIRED FROM FOUR HANDMADE  
DESIGNER, OR EXTENDING WITH HAND-RELEASED  
ONLANS, BOWLING, STYLISH AND TEMPORARY  
TEXTURE, SHAPE, FORM AND WORKS OF ART...OR  
MAKE BONUS GIFTS FOR FRIENDS.  
\$50/FULL SESSION  
\$15/DROP-IN  
REGISTER ONLINE AT [WWW.ALAMOSAREC.COM](http://WWW.ALAMOSAREC.COM)  
CLASS LOCATED AT ALAMOSA FAMILY RECREATION CENTER

---

## **In-Person Fitness Classes**

### **In-Person Night Yoga (NEW) Starting September 23rd!**

Classes are Monday nights from 6pm-7pm.

#### **Taekwondo**

Classes are Monday and Wednesday evenings. The youth class is 5:30 - 6:30 PM and the Adult/Family class is 6:30 - 8:00 PM. (Classes are held in the Multi-Purpose Gym).

Membership or day pass required.

#### **Lunchtime PowerHour w/ Tammy Lopez & Chris Lock -**

Classes are Monday - Saturday from 12pm-1pm.

#### **Evening Cycling**

Join us on Tuesday & Thursday evenings @ 5:30 PM for an action-packed aerobic workout.

*(Classes are held in the Meeting Room).*

---

## **Online Fitness Classes**

Start the day off right from the comfort of your home. Classes will continue and are free with an active AFRC membership or pay monthly, \$10/person. The online program includes the following classes:



- Bodyweight Training w/ Steve: Tue & Thu @ 6:00 AM
- Tabata/Pilates w/ Catherine: Mon, Wed, & Fri @ 6:30 AM
- Morning Yoga w/ Pam: Mon - Thurs @ 9:00 AM

*Online classes require an active regular AFRC Membership or an online AFRC Membership.*

*\* Punch passes and daily passes are not available for online fitness classes.*

- *Payment? Renewal? Passcode emails are NO LONGER sent out. You will receive the new monthly passcode on your purchase receipt after you register for the class either in person or online.*

---

## **Upcoming AFRC Holiday Closures**

November 11th: Veterans Day

November 28th & 29th: Thanksgiving

December 24th: Christmas Eve (Half Day)

December 25th: Christmas Day

---

## **Multi-Use Pavilion**

*The Multi-use Pavilion and Ice Rink will be closed for the month of October for Ice Prep. Our Ice Season will start on October 31st with a Halloween Skate Night from 4pm-8pm.*

## **2024 Upcoming Youth Leagues/Programs**

**ALL FALL/WINTER PROGRAMMING Registrations are Now  
Open!**

## Youth Basketball (In-season)

Registration: Online registration closed!

Limited spots are available per division! Must register in person!

Season: September 30 - November 16, 2024

Saturday Games: October 12 - November 16, 2024

Cost: \$30 (Cost went up \$5 for late registrations)

Parks & Rec Reversible Jersey (required): \$12 (May be purchased at the rec center)

Coaches Meeting: September 25th @ 6PM; Rec Center

Divisions: K-1st (Coed) - **Division Full**

2nd/3rd - Boys & Girls - **Limited Spots Available**

4th/5th - Boys & Girls - **Limited Spots Available**

## Coed Ice Hockey

Registration: August 1st - December 2nd

Season: December 9th - February 8th

Saturday Games: January 4th - February 8th

Cost: \$45

Full Equipment Deposit: \$100 (This fee includes a jersey)

Jersey Only Deposit: \$35 (This fee is for participants who have their own gear but will need a reversible hockey jersey only.)

Equipment Pick Up: December 4th & 5th; 5:30pm - 7:30pm

Coaches Meeting: December 2nd @ 6PM; Ice Rink

Divisions: Mini Mites (5-6); Mites (7-8); Squirts (9-10); Peewee (11-12); **Bantam (13-14) NEW**

## Coed Volleyball

Registration: August 1st, 2024 - January 31st, 2025

Season: February 10th - April 12th

Saturday Games: February 22nd - April 12th

**(NOTE: No games on March 22nd & 29th; Spring Break)**

Cost: \$25

Parks & Rec Reversible Jersey: \$12 (May be purchased at the rec center)

Coaches Meeting: February 5th @ 6PM; Rec Center

Divisions: 2nd-4th Grade; 5th-6th Grade

## CARA Basketball Skills Challenge

The CARA (Colorado Association of Recreational Athletics) Basketball Skills Challenge is a FREE skills competition for boys and girls between the ages of 6 and 13 years old to compete separately against their peers. This skills challenge program tests kids on their passing, dribbling, and shooting abilities.

Registration: August 1st - December 7th

Event Date: December 7

Start Time: 9:00 AM (Doors open at 8am to complete the CARA registration forms.)

(NOTE: All participants must have a CARA registration form completed on the morning of the event in order to participate. Forms will be available at the event.)

Cost: FREE

Ages: 6-13 (as of 4/30/2025)

***\*Program filled? Please add your name to the waitlist to help us plan for future program needs!***

---

## Adult Leagues/Programs

### Pickleball

All ages and abilities are welcome to join this participant-led program!

**Tuesdays and Fridays: 7:00 - 11:00 AM.**

**Sundays: Noon - 2:00 PM**

*(Current sessions are located at the Boyd Park Pickleball Courts).*

## Special Olympics Programs

**Basketball is NOW open for registration!!**

Season:

**\*IMPORTANT ATHLETE INFORMATION\***

Complete athlete application through Special Olympics of Colorado; Special Olympics Physical Required

Athlete Application Resource Page:

<http://specialolympicsco.org/getinvolved/becomeanathlete/applicationresources/>

---

**Alamosa Parks & Recreation is Hiring!!**

Sports Officials | Scorekeepers | Site Supervisors | Sports Instructors | Customer Service Assistants|

To apply, click on the link: <https://cityofalamosa.org/finditfast/careers/>

---

**Outdoor Recreation**

**Generation Wild Programming:**

AP&R staff are regularly working with the Alamosa School District to provide outdoor recreation and leadership opportunities for students in Ortega Middle School and Alamosa High School through the [High School Outdoor Leadership & Recreation Club](#) and the SLV Boys & Girls Club Fifth Day Programming. Contact Sean Sluyter ([ssluyter@ci.alamosa.co.us](mailto:ssluyter@ci.alamosa.co.us)) for more information. Check out Generation Wild Programs across the San Luis Valley [here](#).

**HOLR Climbing Club:**



**Adopt-A-Park/Trail:**

Are you interested in adopting a local Park or Trail? For information about this program, please contact our Outdoor Recreation Supervisor at [ssluyter@ci.alamosa.co.us](mailto:ssluyter@ci.alamosa.co.us).

**CITY OF ALAMOSA PARKS AND RECREATION**

**Adopt-A-Park/Trail**  
 Do you love Alamosa's amazing parks and trails? Help us care for our beautiful lands by being an active participant in our Adopt-A-Park/Trail program.

**WHY PARTICIPATE?**  
 The City of Alamosa is fortunate to have an abundance of beautiful parks, trails and open spaces. With these wonderful amenities comes the great responsibility to be good stewards of these public lands, and we could use your help caring for and helping beautify our parks and trails for everyone to enjoy.

**WHO CAN PARTICIPATE?**  
 OPEN TO ALL INDIVIDUALS AND ORGANIZATIONS IN THE ALAMOSA COMMUNITY!

**WHAT'S THE COMMITMENT?**  
 WE ASK THAT AN ADOPTING GROUP OR ORGANIZATION MAKE A ONCE A MONTH COMMITMENT IN SUMMER MONTHS (APRIL - OCTOBER) AND OPTIONAL IN THE OFF SEASON TO CLEAN-UP THEIR ADOPTED PARK OR TRAIL. AN ADOPTION SIGN RECOGNIZING THE INDIVIDUAL/GROUP/ORGANIZATION'S EFFORTS WILL BE PLACED AT THE ADOPTION LOCATION AFTER THREE MONTHS OF SERVICE.

FOR MORE INFORMATION CONTACT OUTDOOR RECREATION SUPERVISOR SEAN SLUYTER @ (719) 589-2105 OR [SSLUYTER@CI.ALAMOSA.CO.US](mailto:ssluyter@ci.alamosa.co.us)

---

## **Community Events**

Nov. 1st: **First Fridays (1-Scribes and Good Vibes-A Narrow Gauge Book Coop Takeover):**[ALAMOSA.ORG/FIRST-FRIDAYS](https://ALAMOSA.ORG/FIRST-FRIDAYS)

**December 6th:** Celebration of Lights: [Alamosarec.com](https://Alamosarec.com)

## **HAPPY RECREATING!**

*We welcome your feedback on all of our programs and facilities:*

Contact Recreation Division Manager Dalton Carleo at [dcarleo@ci.alamosa.co.us](mailto:dcarleo@ci.alamosa.co.us).

Alamosa Parks & Recreation - Alamosa Family Recreation Center

2222 Old Sanford Rd. Alamosa, CO 81101 - 719.589.2105

[www.AlamosaRec.org](https://www.AlamosaRec.org) - [City of Alamosa Activities](#) on Facebook

*[- Subscribe/Unsubscribe here -](#)*

---

## **Rec Center Revenue**

<b>Year to Date</b>	<b>2024</b>	<b>2023 (Totals)</b>
Courses	\$59,997.64	\$83,635.00
Facility Rentals	\$18,257.50	\$23,660.00
Memberships	\$48,503.00	\$76,844.66
Merchandise	\$51,118.42	\$101,059.96
Day Passes	\$13,795.00	NA
Total	\$187,051.60	\$285,299.62

### Rec Center Door Count

	<b>2024</b>	<b>2023</b>
January	14,990	7,056
February	10,841	9,884
March	9,497	11,269
April	8,449	13,995
May	7,767	8,404
June	6,381	10,894
July	6,126	6,308
August	5,582	6,405
September	5,694	6,869
October	0	9,082
November	0	9,857
December	0	15,075
Estimated Average per Month:	<b>8,370</b>	<b>9,592</b>

### Multi-Use Rink Door Count

	<b>2024</b>	<b>2023</b>
January	10,174	17,024
February	4,740	6,986
March	2,328	4,629
April	NA	NA
May	1,351	1,517
June	851	1,406
July	660	2,893
August	1329	2,459
September	572	1,524
October	NA	NA
November	0	6,685
December	0	8,134
Average per Month:	<b>2,751</b>	<b>5,326</b>

---

## **Cattails Golf Course September 2024 Report**

September was a great month for us. This September we brought in \$26,000 in green fees and last year we brought in \$16,000. That is a significant increase during a time when we typically slow down quite a bit.

We hosted the ASU Grizzly two player best ball tournament on the 21st and 22nd. We had 84 players in this event and we were able to raise \$3,000 for the ASU Women's Golf Team.

We had issues with flooding on the driving range again recently with all the rain we have been having. Range balls were depleting very quickly. The AHS golf teams purchased an additional 20 boxes of range balls for us to help us get through the season. Big thank you to the AHS Golf Teams.

Heritage Links (the company that installed our back 9 irrigation system) came back by to see what adjustments need to be made to the new system. Our crew informed them of some spots where we are lacking heads to properly water certain areas as well as some other minor adjustments that need to be made. Heritage Links will be back before the season ends to make those adjustments.

Revenue is looking very good again this season. At this point we are \$152,000 over our budgeted revenue for the year and \$13,000 ahead of last year.

Below are revenue and expenses through October 1, 2024.

**Year To Date as of 10/1/2024 Revenue**

	<u>Fiscal</u>	<u>Budget</u>
Golf Passes	\$28,430	\$25,000
Golf Tournament Revenue	\$54,630	\$40,000
Golf Memberships	\$217,217	\$200,000
Golf Green Fees	\$166,192.96	\$90,000
Golf Cart Fees	\$102,065.43	\$60,000
Golf Merchandise Sales	\$127,290.72	\$120,000
Golf Range Fees	\$16,078.38	\$12,000
Golf Facility Rental	\$2,802.48	\$3,000
Golf Liquor/Beverage Sales	\$0	\$500
Golf Cart Shed Rental	\$29,400	\$49,000
Golf Handicap Fees	\$1,070	\$1000
Golf Miscellaneous	\$9,299.77	\$2,000
<b>Total</b>	<b>\$754,476.74</b>	<b>\$602,500</b>

**Year to Date as of 10/1/2024 Expenses**

<u>Fiscal</u>	<u>Budget</u>
---------------	---------------



Full Time Salaries Clubhouse	\$54,167.45	\$74,711
Part Time Salaries Clubhouse	\$64,662.15	\$80,562
Full Time Salaries Grounds	\$120,167.87	\$170,529
Part Time Salaries Grounds	\$55,181.93	\$65,979
Full Time Overtime	\$2,819.66	\$3,420
PERA/ICMA	\$43,437.34	\$53,461
Medicare	\$4,149.61	\$5,252
Workmans Comp	\$0	\$3,500
Medical/Dental	\$30,002.60	\$39,272
Life Insurance	\$0	\$841
Unemployment Insurance	\$572.65	\$1,087
General Office Supplies	\$48.05	\$250
Outside Printing	\$780	\$500
Gas & Oil	\$11,728.60	\$13,000
Building Maint Supplies	\$1,848.44	\$2,000
Misc. Supplies	\$1,095.63	\$1,000
Golf Course Maintenance	\$11,332.88	\$14,000
Training & Travel	\$310.44	\$2,500
Membership, Dues, Handicap	\$10,765.99	\$11,000
Licenses and Fees	\$400	\$1,500
Advertising	\$2,049.50	\$3,000
Telephone	\$2,578.32	\$3,200
Electrical/Gas Service	\$32,542.49	\$40,000
Propane	\$1,924.24	\$3,500
Equipment/Machinery Lease	\$30,617.97	\$10,800
BLDG Maint/Security	\$4,009.91	\$5,000
POS System/Credit Card Fees	\$19,208.48	\$22,000
Sand/Seed/Fertilizer	\$20,166.61	\$22,000
Uniform Allowance	\$126.90	\$1,000
Equipment Repair/Maintenance	\$14,123.06	\$12,000
Merchandise Pro Shop	\$120,887.53	\$100,000
Tournament Expenses	\$34,183.11	\$25,000
Transfer Out	\$5,479.76	\$5,479.76
Parks/Golf Facilities	\$6,700	\$10,000
<b>Total</b>	<b>\$708,069.17</b>	<b>\$807,343.76</b>

---

## Library Manager Report – September 2024

### Highlights

- Maria attended the Southeast Area Library Directors meeting in La Jara.

### By the Numbers

- Computer use reached another 6-month high, the highest they've been since July 2023 and **33% higher** than September 2023. Wifi use was also **41% higher** than last year.
- Program attendance was **28% higher** than September 2023.
- Circulation was **13% higher** than last year.
- Door count was **10% higher** than September 2023.
- Website views were **11% lower** than in September 2023.
- Reference questions fielded by staff were **17% lower**.

### Partnerships and Outreach

Maria presented at the Senior Center on Library Resources as part of a Spark the Change series. **12 people** attended. According to surveys collected by the facilitator after the presentation, Maria was rated an average of 9 out of 10. When asked what they learned, attendees wrote:

Lots of options here and willingness to help.

Offerings at the library I did not know about – thanks.

Toys for checkout, 3D printing, eBooks, Health appointments, lots, wow!

Great to learn about other resources.

Many resources to help meet educational goals within our community.

Many good and creative programs at the library. Thank you, Maria. Well done, as always. Helpful and informative. I am grateful for good management of our public library resources.

You can learn a language at the library.

Maria and Jocelyn visited the Spanish language Mass at Sacred Heart to share information on Library resources, reaching about **50 people**. Two patrons came to the Library as a direct result of that presentation to get Library cards and technology help in Spanish, provided by Ellie.

Library staff worked together to staff outreach tables at Parent-Teacher Conferences, reaching **95 people** in September.

Tierra Nueva  
Attendance = 34

### Regular Programs



*Happy Birthday, Book Club!*

### Adult Programs

Based on patron feedback, we hosted an adult craft program featuring our Library Cricut machine. A patron who attended said:

**“Thank you! This was so fun and inspiring!”**

Book Club celebrated its first birthday!

**Stenciling with Cricut = 10**

**Book Club = 11**

**Adult Dungeons and Dragons = 8**

### Tween Nights



We were able to host two D&D sessions. Tween Cricut Stenciling had low attendance, perhaps due to weather.

**D&D = 30**

**Stenciling with Cricut = 4**

Children's Programs

**Attendance = 285**

**Services**

1-on-1 Tech Help Service

Cathy handled our only Tech Help appointment of the month. The patron strongly agreed that he had learned what he needed to learn and could do what he needed to do in the future.

"Great job!" - S. S.

Telehealth Hub

The Telehealth Hub was used **5 times**.

**Database Sessions**

Mango Languages – 56

Learning Express Library

Hits - 0

Sessions - 0

Registrations - 0

**Library Stats - By The Numbers**

<b>Website Counter</b>	Sept. 2023	<b>Sept.</b>	Aug.	July	June	May	Apr.	Mar.	Feb.
Page views	2,339	2,083	2,314	2,583	<b>2,761</b>	2,625	2,447	2,320	2,309
Sessions	1,136	1,128	1,204	1,281	1,247	<b>1,372</b>	1,220	1,228	1,126
1 <sup>st</sup> Time Visitors	628	663	723	739	729	<b>795</b>	691	722	633
Returning Visitors	75	62	75	68	79	<b>89</b>	88	74	76

Monthly Statistics Summary - 2023								
	Sept. 2023	Sept.	Aug.	July	June	May	Apr.	Mar.
Adult Circs	5,530	6,195	6,457	<b>6,691</b>	5,600	6,357	6,314	6,284
Child Circs	2,728	3,138	3,614	<b>3,670</b>	2,965	3,152	3,087	3,305
Cloud Library	250	241	241	246	<b>249</b>	245	244	248
Overdrive	602	870	885	793	772	<b>889</b>	738	818
Kanopy	0	XX	XX	XX	XX	XX	XX	XX
Total Circs	8,258	9,333	10,071	<b>10,361</b>	8,565	9,509	9,401	9,589
Circs per hour	41.3	47.6	46.2	<b>48.4</b>	44.8	44.4	43.9	45.9
Mango	104 (14LP)	56	78	<b>80 (4 LP)</b>	48	58	49	44 (2 LP)
Computer Use	2,491	<b>3,305</b>	2,838	2,416	1,971	2,358	2,451	2,512
Wifi Use	371	521	<b>530</b>	384	320	336	358	299
Computer Help	492	488	<b>533</b>	512	427	445	504	494
Reference Questions	867	724	<b>850</b>	723	676	779	843	770
Questions per hour (ref+comp)	6.6	6.2	<b>6.4</b>	5.8	5.8	5.7	6.3	6.1
Door Count	4,662	5,131	<b>5,646</b>	5,432	4,556	4,856	5,389	
Program Attendance	582	743	708	<b>1,173</b>	873	1,151	851	659



Books at LFLs	368	554	<b>641</b>	391	635	467	421	284
Volunteer Hours	32	53.5	58	<b>179.5</b>	111.5	47	25	54
Masks	XX	XX	XX	0	14	<b>21</b>	17	12

**Note: The door counter was out of order for over a week in March, therefore the total has been omitted.**

**Top Circulating Books - September 2024**

4 Checkouts

Richard Nixon - John A. Farrell

3 Checkouts

- Harley Quinn: Black, White and Redder
- Death Comes for the Archbishop - Willa Cather
- Blind to Midnight - Reed Farrell Coleman
- Eruption - Michael Crichton
- Downpour - Christopher Hawkins
- Look on the Bright Side - Kristan Higgins
- Creative Doing - Herbert Lui
- Gem Trails of Colorado - James Mitchell
- This is Why We Lied - Karen Slaughter



"You are all doing such great things at the Library. I hear nothing but good things, and the community appreciates you!" - Mayor Coleman

"It's really nice that we can meet here." - Overheard as 2 patrons left

"We love that you have so many kits: It's great for homeschooling!"

"You are my hero" - Patron after his documents were scanned in PDF format

"I've been to a lot of Libraries and you all always go above and beyond."

"You have a beautiful library"

"You guys are perfect!"

## Youth Services Report September 2024

\*\*\*\*\*



*Volunteer Jacqueline Elder (AKA Ms. Jackie) reads to the Tuesday morning Storytime crew.*

## September's Sensory Seasons Storytime

Library volunteer and storytime attendee Jackie Elder proposed a month-long storytime focus on sensory activities, and Ms. Holly was happy to oblige! Activities for little ones that explore the five senses can be messy and can feel overwhelming for some caregivers, so it was our goal to show that it can be done with things already in most homes and can be easy to clean up. Using her previous experiences working in youth programming, Jackie created lovely plans that centered on the four seasons, so each week in September brought a new season and a new hands-on sensory experience. From cocoa mud to snow dough, we



made a mess and cleaned it up again! The best response was caregivers asking for the easy recipes to the safe-to-taste doughs and other sensory mixes.



*(l) Cold snow-dough with wintry cookie cutters and animal tracks! (top r) During Spring week, decorating window cling butterfly outlines with colorful tissue paper. (middle r) Using magnets to decorate snowpeople. (lower r) Creating a snowy scene with fluffy cotton balls.*





## Alamosa Public Library Represents at ALSC National Institute



Presenters from left to right: Kimberly Powers (Englewood Public Library), Maureen Quinlan (Denver Public Library), Melissa Depper (Arapahoe Library District), Melanie Borski-Howard (Boulder Public Library), Mary Ann Lawler (Broomfield Public Library) and Holly Van Hoy (Alamosa Public Library)

Youth Services Librarian Holly was invited to help present a workshop at the American Library Services to Children (ALSC) National Institute as part of her role as co-chair of the Colorado Libraries for Early Literacy (CLEL) Bell Picture Book Awards. The three hour workshop, titled “Supporting Your Early Literacy Services with the Bell Awards,” provided attendees with information on the history of the Bell Awards; the development of the criteria; the basic structure of the awards committee; and process for selecting shortlist and winning titles. The workshop was initially developed by two of the founding members of the CLEL Bells, Melissa Depper and Kimberly Powers, and the current chairs, including Holly, were invited to contribute and present. Reviews of the interactive workshop were positive.

## September Programming by the Numbers

### Storytime Attendance

Date	Theme	# of Adults	# of Kids	Total Attendees
9/3	Seasons Sensory Storytime - Spring	9	11	20
9/6	Seasons Sensory Storytime - Spring	8	14	22
9/10	Seasons Sensory Storytime - Summer	13	15	28
9/13	Seasons Sensory Storytime - Summer	13	22	35
9/17	Seasons Sensory Storytime - Fall	8	10	18
9/20	Holly out - Sensory Storytime Fall w/ Ms. Jackie	10	19	29
9/24	Seasons Sensory Storytime - Winter	10	17	27
9/27	Seasons Sensory Storytime - Winter	9	11	20
	2024 Monthly Total	80	119	199
	2023 Monthly Total	52	99	173

### Kids Club Attendance

Date	Theme	# of Adults	# of Kids	Total Attendees
------	-------	-------------	-----------	-----------------

9/6	Sticker Making	5	10	15
Fri 9/13	Sensory Science	7	13	20
9/20/24	Blue Blocks	2	6	8
Fri 9/27	Sensory Science (Milk Paint)	2	9	11
	2024 Monthly Total	16	38	54
	2023 Monthly Total	24	62	101

**Chess Club Attendance**

Date	Theme	# of Adults	# of Kids	Total Attendees
9/5	Chess Training	2	4	6
9/12	Chess Training	1	3	4
	2024 Monthly Total	3	7	10
	2023 Monthly Total	2	4	6

**Lucy's Listening Attendance**

Date	# of Adults	# of Kids	Total Attendees
9/13	2	4	6
9/27	2	4	6
2024 Monthly Total	4	8	12
2023 Monthly Total	2	4	6

**Teen & Tween Event Attendance**

Date	Theme	# of Adults	# of Kids	Total Attendees
9/12	TAB			10

9/13	Tween D&D		15	15
9/21	Tween Stenciling		4	4
9/27	Tween D&D		15	15
	Monthly Total	0	34	44

### Outreach Event Attendance

Date	Theme	# of Adults	# of Kids	Total Attendees
9/5	Tierra Nueva		6	6
9/9	Sanford Head Start	8	38	46
9/10	Senior Center Presentation	12		12
9/12	Tierra Nueva		12	12
9/14	Spanish Mass Presentation			50
9/16	Alamosa Head Start	8	40	48
Thu 9/19	Tierra Nueva		9	9
Mon 9/23	Sanford Head Start	8	35	43
9/25	Alamosa Elementary 3-5			30
9/25	Sanford Elementary K-1	8	45	53
9/26	Tierra Nueva		7	7
9/26	Parent Teacher Conference Table (K-2)			50
9/30	Parent Teacher Conference Table AHS			15
	Monthly Total	44	186	375

### Special Event Attendance

Date	Theme	# of Adults	# of Kids	Total Attendees
9/7	Adult D&D	8		8
9/14	Book Club	11		11
9/20	Adult Cricut Stenciling	10		10
9/30	Gnomecoming: Mini-Pizza Making Party	5	15	20

	Monthly Total	34	15	49

